




## Expandastore

Flat-packed man portable storage containers



Expanda-Store is the answer it is light enough to be man handled and the components are small enough to fit through small passageways. No need for cranes, forklifts or specialist tools. Just a socket set - and you're away! (Up until now, the only alternative product was a tin shed, which offered minimal security, and even less in aesthetic appearance). Once erected, it can be lifted from its lifting eyes with a cargo on board!

Expandastore can be linked to another Expanda-Store unit to form large open plan areas of storage space as required (side by side or end to end).

### Features:

- Fully galvanised body
- Less storage space when not in use
- Simple assembly
- Fully expandable (modular) capability
- Optional forklift feet
- Optional self levelling feet
- Optional 'Snap-in' shelf uprights & arms
- Optional external powder coated painting
- Low cost
- The newly improved Expanda-Store now comes with a double locking system for additional security at no extra cost.

### Construction Components

The main construction elements of the container are as follows:

- Chassis
- Side wall panels
- Roof panel
- Door panel featuring the newly improved double locking system
- Fastening elements
- Forklift pockets with adjustable leveling feet (optional)

### Floor

Pre-assembled 18mm thick timber plank boarding screwed to a galvanised steel profile frame.

### Chassis

Box profile galvanised steel.

### Side Walls & Roof Panel

0.73 mm box profile galvanized steel panels. The panels are strengthened with spot welded galvanized steel frame sections at the edges of each panel. The roof section has two integral gutters for effective rainwater dispersal to all four corners of the container.

### Door Panel

0.73 mm box profile galvanized steel panel. The panel is produced by a spot welding process. The door is mounted into the frame with galvanized hinges. Complete with two 64mm Euro deadlocks with replaceable cylinders and a central roller catch. Door width: 1250mm, hinged on the right, outward opening.

### Fastening Elements

Four 12 mm diameter rods are used to connect the roof to the chassis. These also form lifting eyes for use with a crane. Additional roof security bolts are supplied to prevent external access.

### Packing

All components of the Expandastore are specially packed to ensure that they are not damaged during transportation, loading and unloading under normal circumstances. The smallest transportation cube is achieved in this packing process.

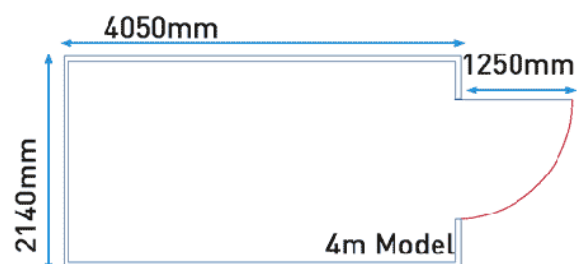
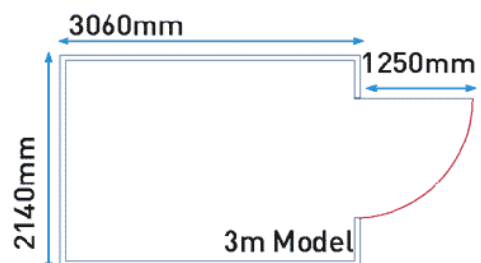
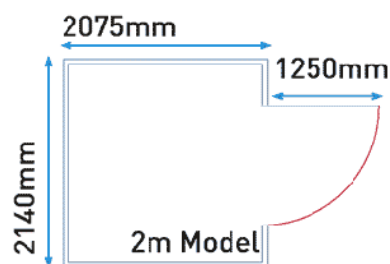
### Powder Coating

Optional powder coating in green (RAL 6005) or blue (RAL 5010). Other colours from the standard RAL range are available upon request.

Feature	ES2	ES3	ES4
Length (mm)	2075	3060	4050
Width (mm)	2140	2140	2140
Height, flat packed (mm)	300	300	300
Height, assembled (mm)	2140	2140	2140
Weight (kg)	325	400	500
Door width (mm)	1250	1250	1250

### Accessories

- Forklift Feet (set of 4)
- Adjustable Self Levelling Feet (set of 4)
- Shelf Uprights (each)
- Shelf Arms (each)
- Door Closer
- Cable/Hose Holder
- Castor Wheels (set of 4)
- Storage Bin (1000 x 300 x 460mm (w x h x d))
- Ramp
- Sump Shelf (1000mm)
- Sump Shelf (1900mm)
- Linking Kit Galvanised (2m/3m/4m/2.1m)
- Linking Kit Powder Coated (2m/3m/4m/2.1m)
- Touch-up Spray





**Assembly Instructions**



The Expandastore arrives in flat-packed form



Lift on and fix the roof in place



The man-portable panels are unpacked



Insert the 4 lifting rods



Attach the panels to the base of the unit



Install the door locks



Fix the holding screws



The Expandastore flat-packed man-portable storage container is now complete and ready for use