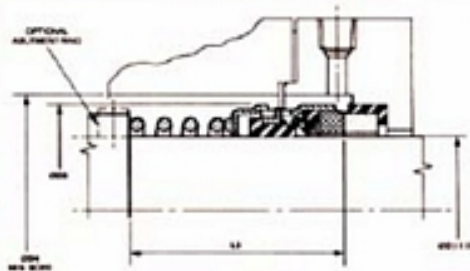


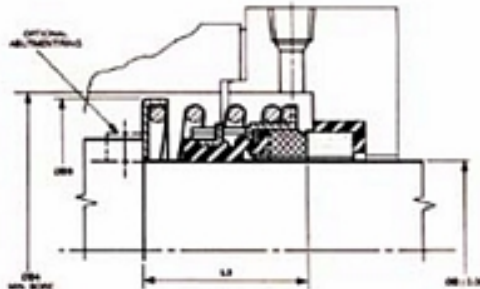
SEAL IDENTIFICATION GUIDE™

IS 1



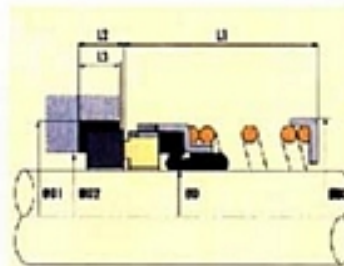
Generally marked 'CRANE' on rubber bellows. Robust parallel spring sits behind bellows assembly to give long slim seal. Rubber bellows forms seal around shaft and is tight fit to rotate seal face against seat. Spring only pushes faces together.

IS 2



Generally marked 'CRANE' on rubber bellows. Bellows assembly locates inside robust parallel spring to give shorter working length but larger outside diameter.

IS 3



Basic rubber bellows style rotary available in a wide range of sizes to interchange with major brand seals & to suit DIN dimension pumps. Bellows assembly locates inside easily compressed parallel spring.

SEE PAGE 6 FOR FACE MATERIAL, ELASTOMER & SEAT STYLE GUIDE