




Firesure and Firesure X

FLOWMETERS FOR SPRINKLER SYSTEMS.



Firesure

- Flange and groove style connection.
- Simple and quickest to install.
- Horizontal or vertical pipe-lines.
- Most extensive flow ranges.



Firesure X

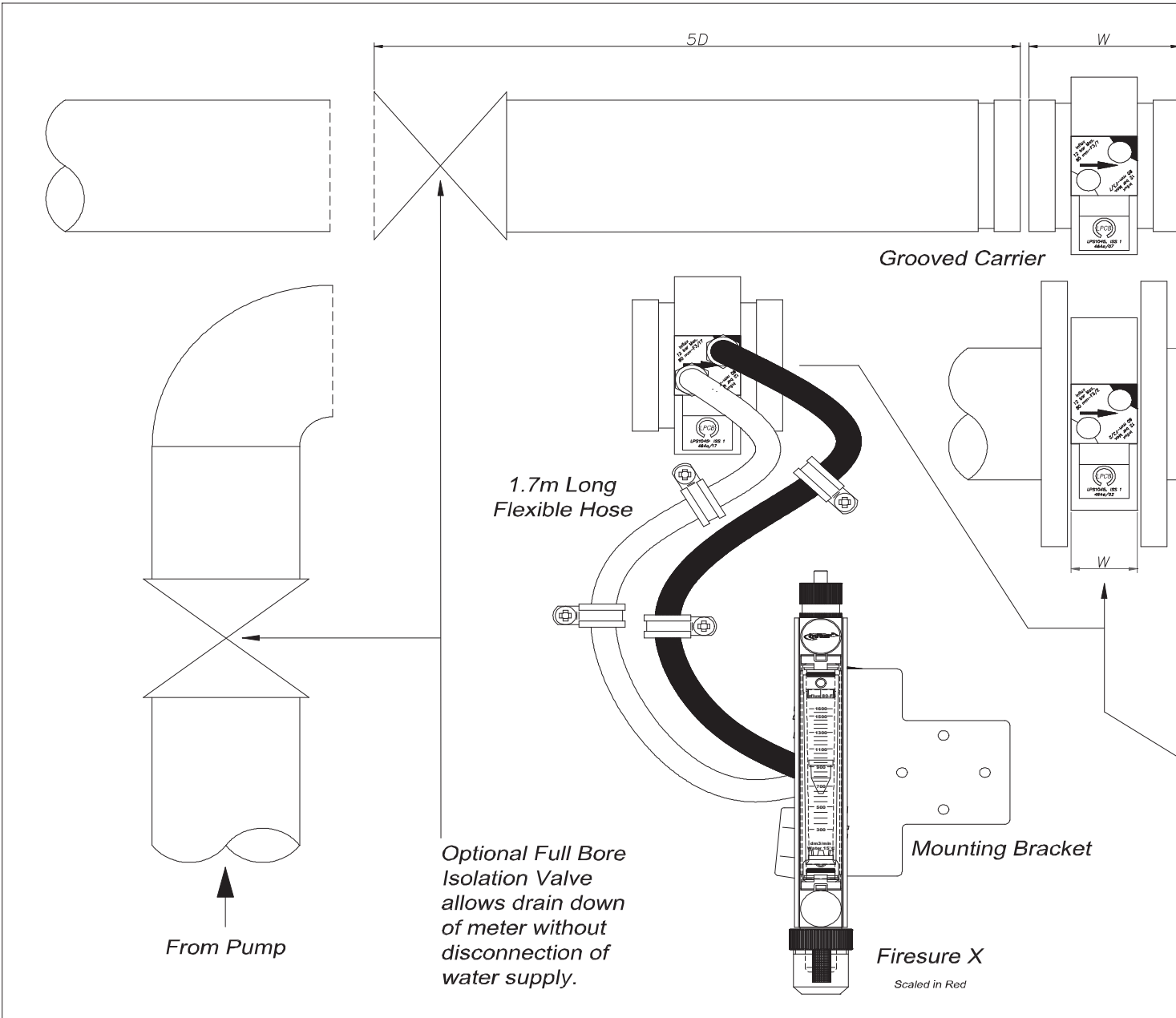
- Direct and remote indicator positioning options.
- Design flexibility to meet CDM regulations.
- Increased pressure rating.
- Remote indicator can be retrofitted.
- Certificated to LPS 1045

Size & connection	Firesure close coupled		Firesure X remote coupled.	
	dm ³ /min	LPCB ref.	dm ³ /min	LPCB ref.
50 Flange	150 to 700	464a/01	200 to 850	464a/11
80 Flange	300 to 1600	464a/02	200 to 1800	464a/12
100 Flange	500 to 3500	464a/03	400 to 4000	464a/13
150 Flange	900 to 7900	464a/04	1100 to 9500	464a/14
200 Flange	2000 to 15000	464a/05	2500 to 17000	464a/15
50 Groove	150 to 700	464a/06	200 to 850	464a/16
80 Groove	300 to 1600	464a/07	200 to 1800	464a/17
100 Groove	500 to 3500	464a/08	400 to 4000	464a/18
150 Groove	900 to 7900	464a/09	1100 to 9500	464a/19
200 Groove	2000 to 15000	464a/10	2500 to 17000	464a/20

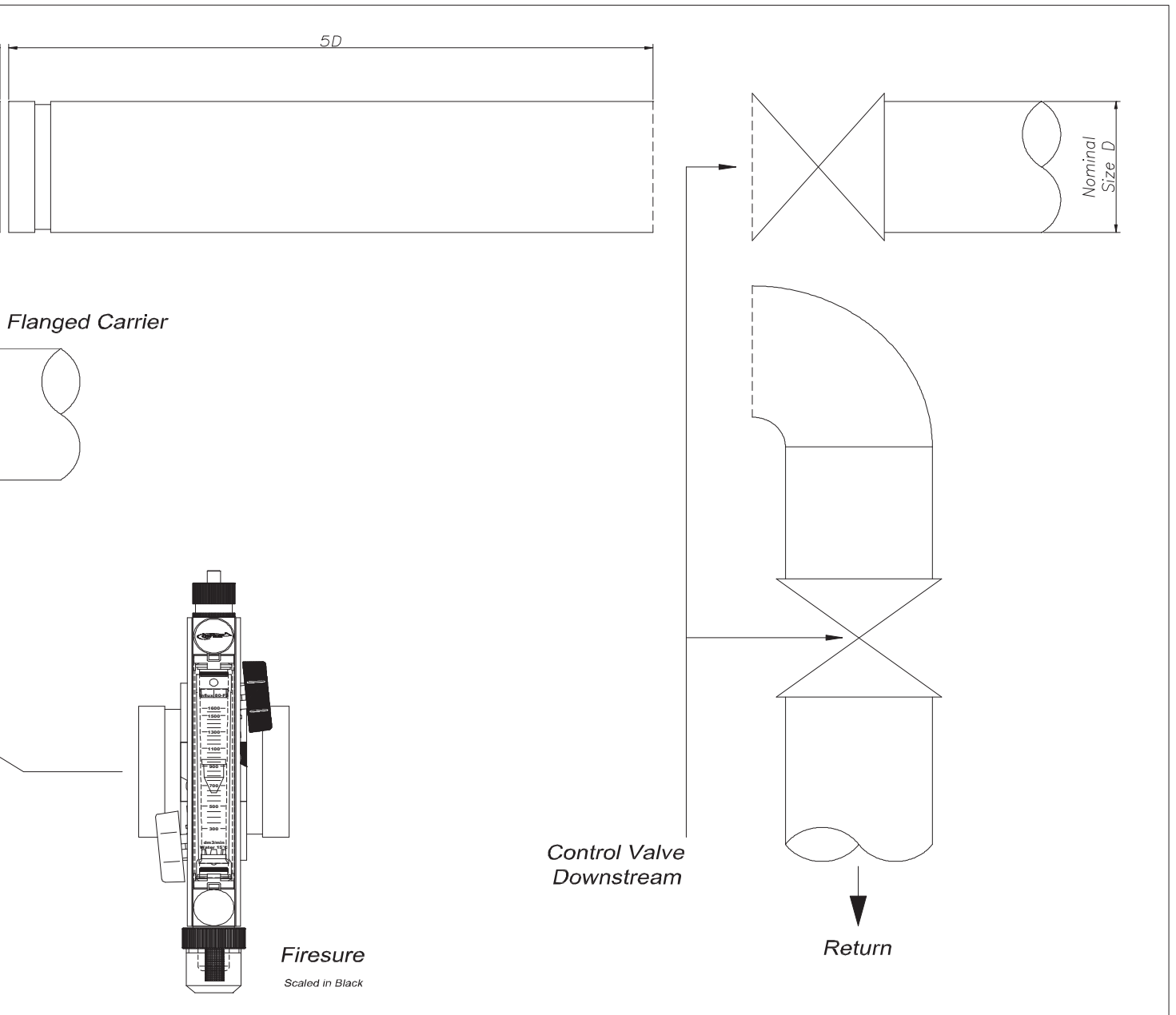
Construction and Specification:

	Firesure*	Firesure X
Main orifice carrier	Flange and groove connection, 316SS orifice in polyester coated steel body.	
Indicator assembly	Nickel plated brass valves and components, borosilicate glass flow tube and Viton seals. Polycarbonate filter bowl and stainless steel filter element.	
Indicator connectors	Direct coupled nickel plated copper tube.	1.7 metre colour coded hydraulic hoses and stainless steel hose clips.
Indicator mounting	Simple direct to main body	Galvanised steel bracket with 6mm fixing holes, compatible with Unistrut frame and pipe clip mounting options.
Safe Working Pressure	16 bar g (with x 2.5 safety factor.)	
Accuracy	5% of flow rate reading.	
<p>* FIRESURE X RETROFIT PACKAGE: Existing Firesure installations can be converted to Firesure X by use of FSX01 or FSX02 retrofit package; .</p>		

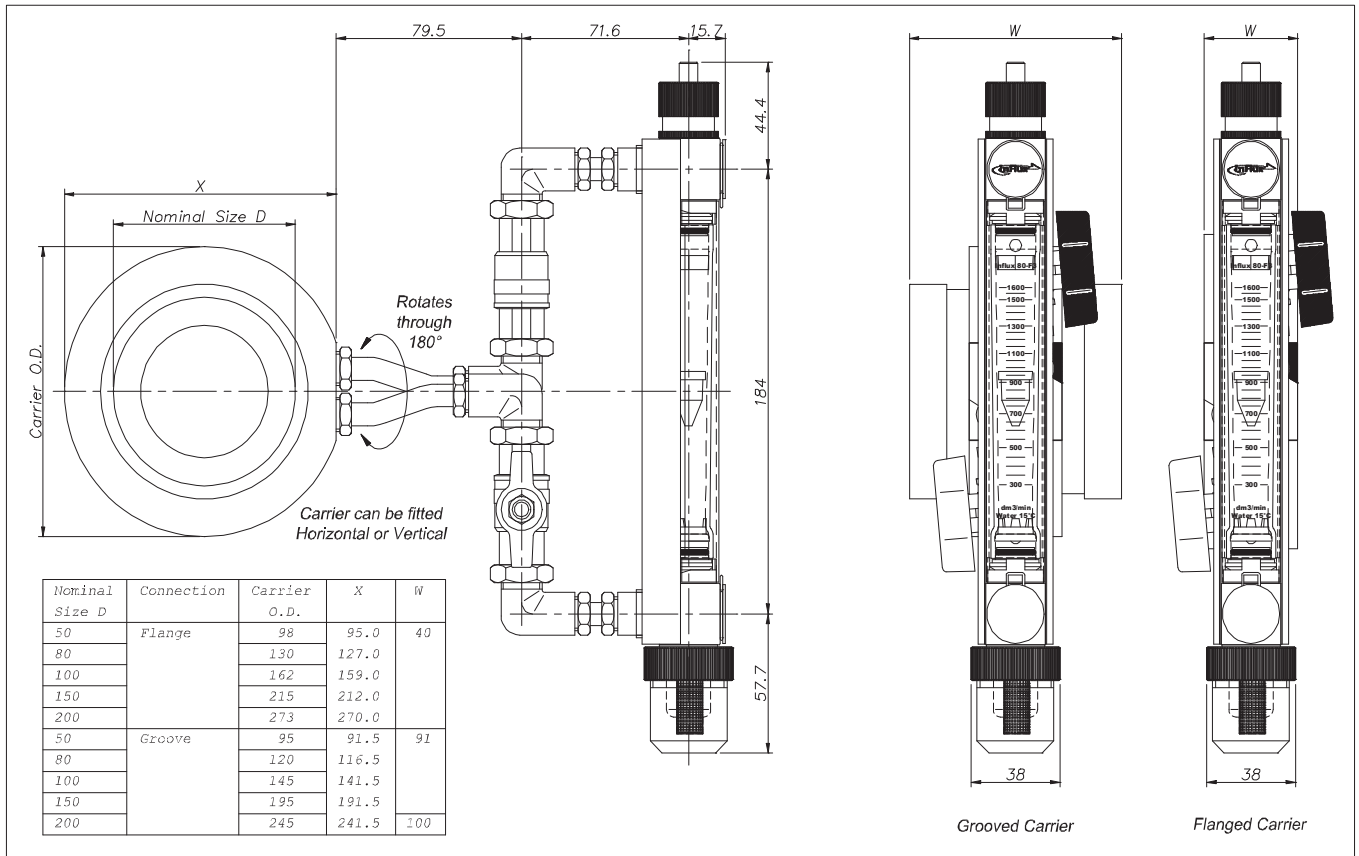
Typical Pipeline Configuration (Horizontal or Vertical):



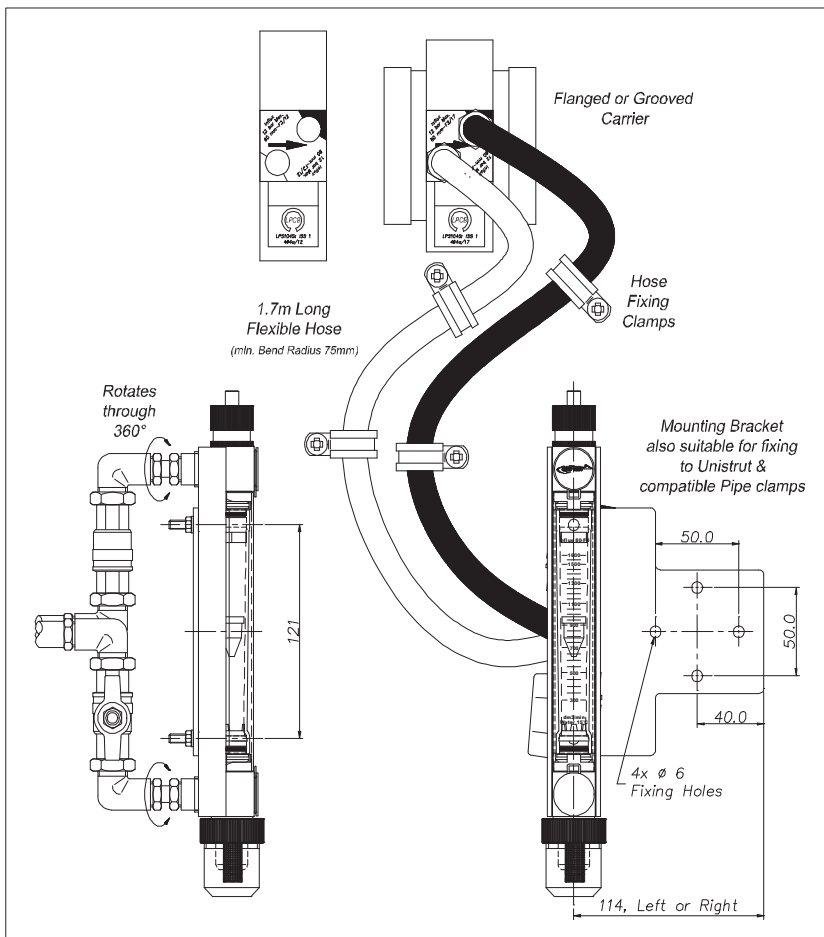
Size & Connection	LPCB Ref. No. & Order codes		Dimension 'W' (mm)	Weight (kg)
	Firesure	Firesure X		
50 Flange	464a/01	464a/11	40	3.8
80 Flange	464a/02	464a/12	40	4.8
100 Flange	464a/03	464a/13	40	6.0
150 Flange	464a/04	464a/14	40	7.8
200 Flange	464a/05	464a/15	40	10.5
50 Groove	464a/06	464a/16	90	3.9
80 Groove	464a/07	464a/17	90	4.7
100 Groove	464a/08	464a/18	90	5.5
150 Groove	464a/09	464a/19	90	6.8
200 Groove	464a/10	464a/20	100	9.2



Mounting Detail - Firesure:



Mounting Detail - Firesure X:



Quality Systems Certificate No. 464
Assessed to ISO 9001:2000



Tel: +44 (0)1962 736736
Fax: +44 (0)1962 736737
Email: sales@influxmeasurements.com

Forge Works, The Dean, Alresford,
Hampshire, UK. SO24 9BH

www.influxmeasurements.com

For further information please contact:

Techniquip Ltd
The old Brewery
Norton Fitzwarren
Taunton
TA2 6RN

Tel: 01823 351255
Fax: 01823 324824
Email: sales@techniquip.co.uk