



caterpillar

Available in a choice of two door and partition heights, the **caterpillar** cubicle range is suitable for pre-school and infant schools.

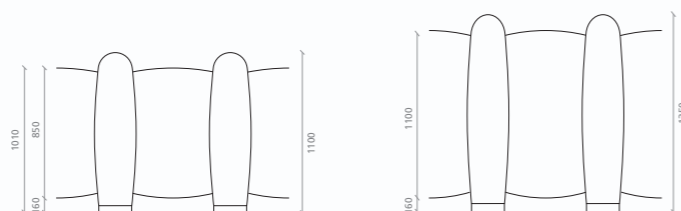
The free standing design allows easy supervision and is **not intimidating for young children** to use.

Doors can be supplied with **easy to use** indicator bolts or magnetic catches and pull handles if preferred.

All the cubicle ironmongery is manufactured from high quality polished aluminium and the **anti finger trap hinges** ensure little fingers always remain safe. **Screen printed doors** can be provided to suit your design requirements.

For extra durability the cubicle panels are constructed using 13mm solid grade laminate which as well as being hard wearing also offers **a large colour choice**.

caterpillar cubicles can be supplied to comply with the latest **Building Regulations Part M & Disability Discrimination Act (DDA)**.



butterfly

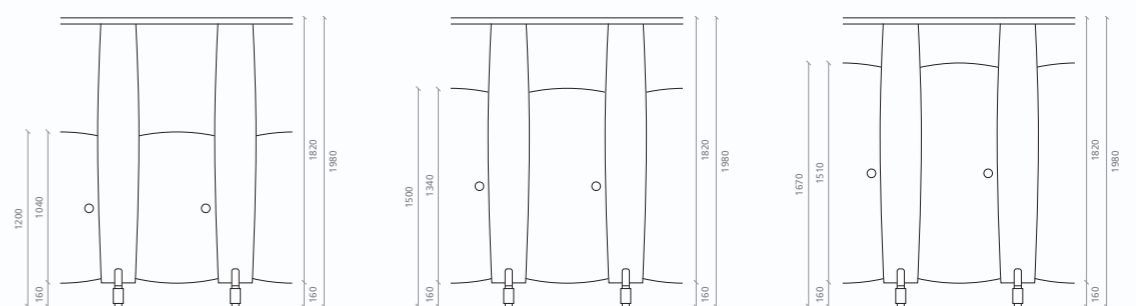
When a more conventional cubicle is required but supervision is still important the **butterfly** cubicle is the right choice. With **three different door and partition heights** and 3 board performance options **butterfly** is suitable for Infant and junior schools. (12/13mm SGL/20mm HPL/19mm MFC).


More than just an adult cubicle cut down to make a children's cubicle, **butterfly** features bold design elements such as the **shaped pilasters** and the **radius to the top and bottom of the doors**.

The cubicle doors can even be screen printed with your own artwork or designs. Easy to use indicator bolts with external emergency release and **anti finger trap** hinges are supplied as standard.

The cubicle ironmongery is manufactured from high quality polished aluminium.

butterfly cubicles can be supplied to comply with the latest **Building Regulations Part M & Disability Discrimination Act (DDA)**.





washrooms for schools

caterpillar and **butterfly** cubicles are custom made to the client's specific requirements.

Dimensions shown below are therefore provided for guidance only.

caterpillar

OVERALL DIMENSIONS

CUBICLE HEIGHT	1100/1350mm
CUBICLE WIDTH	750/900mm
GROUND CLEARANCE	160mm

COMPONENT DIMENSIONS

PARTITION	
HEIGHT	950/1200mm
DEPTH	1200/2100mm
THICKNESS	12/13mm

PILASTER

HEIGHT	1100/1350mm
WIDTH	80mm (min)
THICKNESS	12/13mm

DOOR

HEIGHT	850/1100mm
WIDTH	500-750mm
THICKNESS	12/13mm

butterfly

OVERALL DIMENSIONS

CUBICLE HEIGHT	1980mm
CUBICLE WIDTH	750/900mm
GROUND CLEARANCE	160mm

COMPONENT DIMENSIONS

PARTITION	
HEIGHT	1820mm (shaped)
DEPTH	1500/2100mm
THICKNESS	12/13/20mm

PILASTER

HEIGHT	1820mm
WIDTH	80mm (min)
THICKNESS	12/13/20mm

DOOR

HEIGHT	1040/1340/1510mm
WIDTH	500-750mm
THICKNESS	12/13/20mm

OPTIONS

(caterpillar/butterfly)

The following options are available at supplementary cost:

- ▶ Variable overall height and floor clearance
- ▶ Curtains in lieu of doors
- ▶ Screen printing to doors and panels.

COMPLEMENTARY PRODUCTS

(caterpillar/butterfly)

The following options are available at supplementary cost:

- ▶ Vanity units from numerous materials including
 - High pressure laminate
 - Solid grade laminate
 - Corian and other solid surface materials
 - Natural stones and granites
- ▶ Duct panels
 - Full height
 - Low level
 - Wall panels
- ▶ Lockers
- ▶ Bench seating
- ▶ Laminate joinery

All items can be supplied nationally on a supply only or supply and install basis. Installation is carried out by our fully qualified installation teams.



FORMWISE WASHROOMS LTD

Unit A2 Baird Court, Park Farm Industrial Estate
Wellingborough, Northants NN8 6QJ

T: 01933 405961

F: 01933 405971

E: sales@formwise-washrooms.co.uk

www.formwise-washrooms.co.uk



Printed on paper made from
100% recycled fibre.

Formwise reserve the right to alter or change specifications without any notice.
Colour reproduction in the brochure is only as accurate as the printing process allows.