

**NISSAN**  
FORKLIFT

# LX Series

1.5 – 3.6 Tonne - Compact Cushion Models  
1.6 – 2.5 Tonne - Compact Pneumatic Models





**The Compact LX series is a reflection of Nissan's continuing commitment to designing and delivering products of the highest value that incorporate the most advanced technology available in our industry. Backed by years of experience and expertise in the successful development of the latest ultra low emission engine systems and combined with our tradition of rugged, reliable construction, Nissan's Compact LX Series has become the new benchmark, others can only follow.**

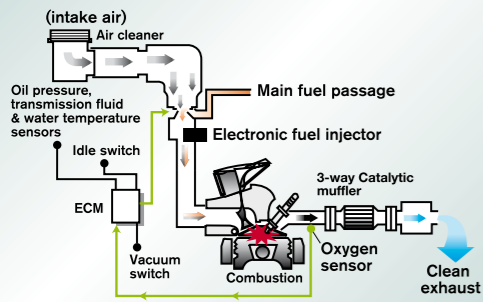
**The proven leader**



# Technologies for a safer, cleaner workplace

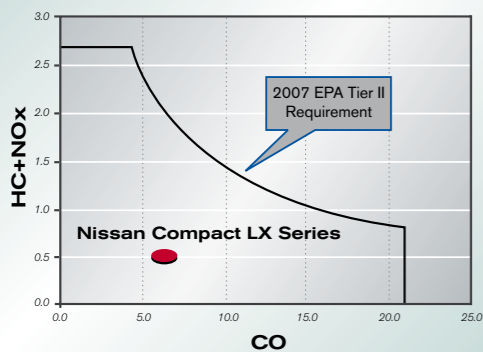
## Industry Leading Engine Technology including Standard 3-Way Catalyst

To ensure minimum exhaust emissions, the Compact LX series' electronic LPG fuel injection system relies on engine sensors and the Engine Control Module (ECM) to maintain and deliver the best air/fuel ratio within the combustion chamber. By accurately delivering the right ratio, the engine can produce precise combustion, resulting in better fuel efficiency as well as exceptionally low emissions.



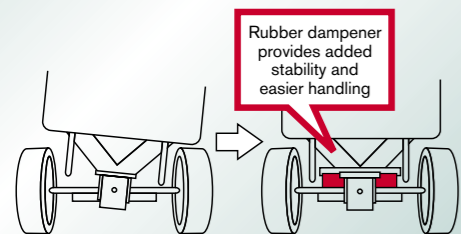
## Ultra Low Exhaust Emission Levels

Based on our extensive automotive experience, Nissan continues to take the leadership position in clean air engine technology as the first manufacturer to receive compliance for increasingly strict Tier II emissions imposed by the U.S. Environmental Protection Agency (EPA). The resulting NOx, HC and CO emissions are extremely low, contributing to a cleaner and safer environment.




## Maintenance Free Cushioned Stability Control (CSC)

A rubber dampener between the rear axle and frame helps provide exceptional lateral stability while making turns. Best of all, this exclusive Nissan feature is maintenance free.



## Mast Lock System

This standard seat-actuated system automatically locks lifting and tilting operations when the operator exits the truck, to prevent unsafe mast and fork operations. Once the operator is seated again, hydraulic functions can be fully utilized.



Nissan's advanced Compact LX Series offers an array of new technology and design to provide a safe, comfortable and productive space for both you and your colleagues in the surrounding area.

Protecting and sustaining the environment is important to you and to us. Nissan approaches this responsibility with the conviction that sound environmental policy is at the core of sound business practice. This is evidenced in the Compact LX Series' electronic controlled engines, delivering exceptionally low emissions levels - well below the stringent requirements of the USA Environmental Protection Agency (EPA).

Not only did Nissan achieve its goals for 2007, our K21 and K25 engines are ready for even more stringent 2010 emission standards.

The Compact LX Series' Risk Reduction System incorporates advanced standard features to ensure the safety of pedestrians, the driver and the truck, including:

- Cushioned Stability Control
- Return-to-Neutral Transmission
- Mast Lock System
- Parking Brake Warning
- Seat Belt Warning
- LPG Bracket Warning

The Cushioned Stability Control (CSC) uses a maintenance-free design, producing enhanced lateral stability and shock absorption.

Both to the Mast Lock System and Return-to-Neutral Transmission are actuated by a switch below the driver seat, optimizing the parked vehicle's safety from the moment its driver leaves the seat.

The parking brake, seat belt and LPG bracket warning systems all use the LCD display to immediately alert the driver to ensure his or her quick response.



	Standard LPG 2,5 Tonne	Standard Electric 2,5 Tonne	LX Series LPG 2,5 Tonne	LX Series LPG 2,5 Tonne
Tyres	Pneumatic	Pneumatic	Pneumatic	Cushion
Overall width	1157 mm	1180 mm	1175 mm	1070 mm
Length to fork face	2605 mm	2330 mm	2355 mm	2320 mm
Turning Radius	2250 mm	1980 mm	2030 mm	1990 mm
Right Angle Stacking Aisle with pallet 1000 x 1200 across forks	3905 mm	3645 mm	3655 mm	3600 mm

### Tighter Turning

The Compact LX Series' compact design makes it easier to manoeuvre, even in tight spaces. Its turning radius and stacking aisle specifications are comparable to dedicated electric trucks. Thereby making the Compact LX Series suitable for a multitude of applications.



### Comfortable Driving and Control

With the new optional FINGERTIP control\*, full suspension seat, spacious operator compartment and LCD display, operators will be pleasantly surprised at how easy it is to get through their workday in comfort.

\*available on select models



### Adjustable Steering Wheel and Single Control Lever

A memory lever designed into the steering column allows operators to reset their ideal driving position. Nissan's innovative single control lever allows simultaneous lifting and tilting operations for greater productivity. Separate levers are available as an option.

### Optional Optiview Mast

Available on most Compact LX Series models, this exclusive mast design provides 50% greater forward visibility when compared with standard 3-stage masts. This optimal view allows the operator an excellent sight on performed manoeuvres thereby improving productivity and reducing the risk for damaging the load.



# Productivity that counts

Designs that help you accomplish the job faster while minimizing fatigue and interruptions in workflow are all part of creating a more efficient and productive operation.

The Nissan's Compact LX Series size, low noise and unique low emission levels offer the perfect combination of dimensions and

functions to deliver exceptional performance and productivity to your operation.

The compact dimensions of Nissan's LX Series provide a tight turning radius ensuring optimum manoeuvrability in limited spaces. This results in improved forklift truck utilization and higher productivity.

The Compact LX Series' spacious cab design offers generous foot, leg and head room. While a full suspension restraint seat with generous front to back travel adjustments is standard on all models.

The Auto Tilt Leveling System allows the operator to achieve accurate horizontal positioning of the forks while tilting the mast forward, with a simple press of the button. This option is only available with dual lever control and a selection of masts.

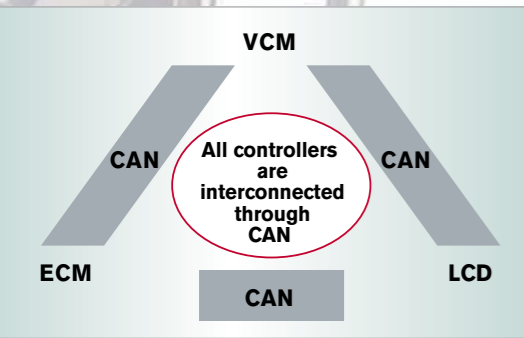
For additional gains in comfort and ergonomics, select a swivel seat to enhance operator visibility while driving in reverse. The optional FINGERTIP control\* is also an excellent choice to further ensure productivity over a long shift.

With the range of features available on Nissan's Compact LX Series, drivers can easily achieve maximum results with minimum effort.



\* FINGERTIP control is available on select models.  
Not available in combination with Swivel Seat.





**Electronic Concentrated Control System (ECCS)**  
*The ECCS includes modules that control basic engine (ECM) and vehicle (VCM) related functions, as well as a full range of warning indicators through the LCD. All communication among these components occurs through a digital Controller Area Network (CAN) system. This ECCS facilitates fast troubleshooting and continuous monitoring of all vital truck functions.*




**Multi-Function LCD display**  
*The Compact LX Series' LCD display provides a wealth of information at a glance for fast, simple diagnosis and minimal downtime. Its integrated design eliminated the added expense of a separate handset tool, while programmable service reminders help ensure scheduled maintenance is performed.*



**Built-In-Test-Equipment (BITE)**  
*The on-board Built-In-Test-Equipment is a diagnostics system which has integrated into the LCD display. With a programmable service reminder, managers can preset maintenance periods. Up to five unique Personal Identification Numbers (PIN) can be programmed to control operator access to each vehicle, for greater security in your facility.*



**One-Piece, No-Tool Floorboard**  
*One touch removal of the diamond tread floorboard gets you right to service operations fast.*



## Keeping maintenance easy

With simplified maintenance operations, the Compact LX Series promises less downtime and reduced ownership costs. Longer service intervals with Nissan's advanced K21 and K25 engines mean less time in the workshop and more time out on the floor.

The ECM controlled Powertrain Protection System provides engine and transmission protection by controlling the engine speed and fuel delivery in the event of excessive heat generation or low oil pressure. A warning will illuminate on the LCD display to alert the driver, while the ECM engages its "Creep Home Function" allowing the truck to slowly be driven to the nearest safe area, without harming the engine's internal components.

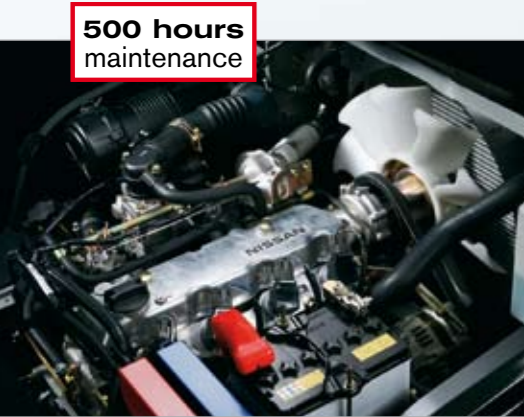
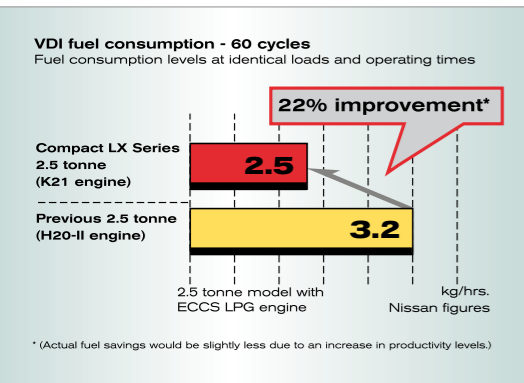
At the heart of the Compact LX's electronics is the Vehicle Control Module (VCM). It allows proper function of many safety enhancing features and supplies critical information to the operator through its intuitive LCD display readout.

The LCD display can also be used for troubleshooting and maintenance diagnostics by technicians, resulting in reduced downtime and maintenance costs.

Access to the engine has never been easier than in the Compact LX Series. Features such as a one-piece floorboard combined with a wide-opening hood provide superior access to make any service task just that much easier. There's even a door on the dash panel allowing quick brake fluid inspection.

# NISSAN



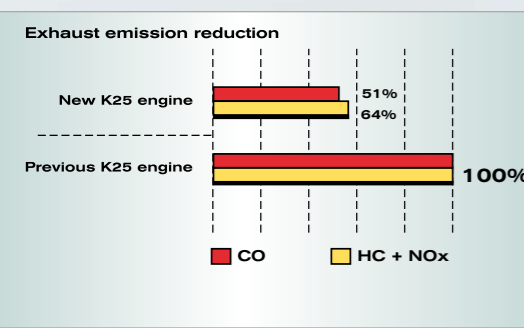


**500 hours maintenance**

**Improved Fuel Consumption**  
Electronic fuel injection control and optimal ignition timing allow the Compact LX Series engines to deliver an enormous improvement in fuel efficiency.

**New Nissan K21 & K25 engine design**  
Nissan's own LPG engines incorporate an enhanced cylinder design and combustion chamber shape. Combined with its electronic control these engines are the perfect solution to answer industrial requirements for both reduced exhaust emissions and low fuel consumption, without sacrificing power/torque needs. Long maintenance intervals mean high utilization and reduced operational cost.

**Ground Speed Control & Power/Eco switch**  
Select a maximum speed based on operator skill level or operation characteristics with the optional Ground Speed Control switch. The standard Power/Eco feature provides fuel savings (up to 17%) and lower noise production by a quick press of the switch to ECO mode.



**Improved working environment**  
The Compact LX Series has extremely low emission levels, thereby reducing the risk for the working environment.



# Focus on economy

Outstanding value is what you'll get from Nissan's new Compact LX Series forklift trucks.

State-of-the-art Nissan engines, including LPG fuel injection, offer extremely low fuel consumption while delivering class-leading performance.

The comfortable, quiet working environment reduces fatigue. This together with the compact design makes the job much easier. This is exactly what the Compact LX Series offers you to stay focussed and do more throughout the shift and maximize efficiency.

Standard features include a multitude of engine protection and warning systems to better safeguard your investment.

The rugged, reliable construction of the Nissan Compact LX Series combined with the extended maintenance intervals ensure that more time is spent on the job and less in the workshop.



Together, clean exhaust emissions, excellent lateral stability - along with Nissan's comprehensive Risk Reduction System - mean greater safety in your logistics operation.

At the bottom-line, the Compact LX Series delivers exceptional value for money.

Just what you'd expect from Nissan Forklift.

## Main specifications

Tyres: Cushion		CL01							
Model		CLX-15		CLX-18		CLX-20			
Load capacity	kg	1500		1750		2000			
Load centre	mm	500		500		500			
Wheelbase	mm	1190		1190		1190			
Overall width	mm	970		970		970			
Turning radius	mm	1735		1765		1800			
Overhead guard height	mm	2060		2060		2060			
Tyres: Cushion		CL02							
Model		CLX-20	CLX-25	CLX-28	CLX-30		CLX-33	CLX-35	CLX-36
Load capacity	kg	2000	2500	2750	3000	3000	3250	3500	3600
Load centre	mm	500	500	500	500	500	500	500	600
Wheelbase	mm	1400	1400	1400	1400	1500	1400	1500	1500
Overall width	mm	1070	1070	1095	1095	1115	1115	1165	1165
Turning radius	mm	1930	1990	2020	2050	2055	2070	2095	2130
Overhead guard height	mm	2085	2085	2085	2085	2090	2085	2090	2090
Tyres: Pneumatic		AL01				AL02			
Model		ALX-16				ALX-25			
Load capacity	kg	1600				2500			
Load centre	mm	500				500			
Wheelbase	mm	1290				1500			
Overall width	mm	1035				1175			
Turning radius	mm	1850				2030			
Overhead guard height	mm	2105				2090			



### NISSAN FORKLIFT EUROPE B.V.

<http://www.nissan-nfe.com> CEN-CLX-01.NFE/07-08-8000 Printed in The Netherlands

Nissan Motor Co., Ltd. reserves the right to make any changes without notice concerning colors, equipment or specifications detailed in this brochure, or to discontinue individual models. The colors of vehicles delivered may differ slightly from those in this brochure. The specifications vary for different countries depending on local market conditions. Please consult your local dealer to ensure that the vehicle delivered accords with your expectations. All values given may vary, due to motor and system tolerances and operational conditions. Some equipment shown on photos are optional.

