



GC Supplies - Varian/Bruker Instrument Quick Pick Guide

- Syringes
- Septa
- Inlet Liners
- O-rings
- Ferrules
- SilTite™ FingerTite Ferrules
- Electron Multipliers



AUSTRALIA & PACIFIC REGION

CHINA

EUROPE

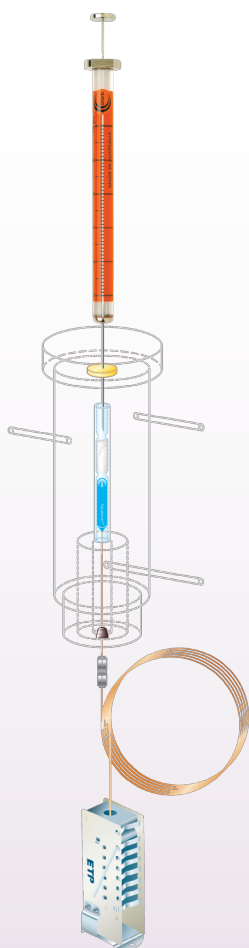
INDIA

JAPAN

MIDDLE EAST

USA

Autosampler Syringes



Volume	Length	Needle Gauge (OD mm)	Tip Style	Syringe Code	Syringe Part No.	Pack Size	Needle Part No.	Pack Size	Plunger Part No.	Pack Size
Varian/Bruker 8035, 8100 and 8200										
Fixed Needle										
10 µL Gas Tight	53	25 (0.5)	S/Hole	10F-GT-VA8X-II	002923	1	-	-	031218	1
Removable Needle										
1 µL*	51	26 (0.47)	Cone	1BR-VA8X	000655	1	034720	1**	-	-
10 µL Gas Tight	53	25 (0.5)	S/Hole	10R-GT-VA8X-II	002924	1	037777	1	031218	1
Needle Alternatives for P/N 002924										
	50	25 (0.5)	Bevel	N10-VA8035-II	-	1	037776	2	-	-
	105	-	OC	N10-VA8035-0.17-II	-	1	037778	2	-	-
	53	23 (0.63)	S/Hole	N10-VA8X00H-0.63-II	-	1	037779	2	-	-
	53	25 (0.5)	S/Hole	N10-VA800H-II(0.2)	-	1	037780	1	-	-
100 µL Gas Tight	53	25 (0.5)	S/Hole	100R-GT-VA8X	005921	1	038745	1	031824	1
Varian/Bruker CP-8400/8410, CP-9010/9050										
Fixed Needle										
10 µL	50	26 (0.47)	Bevel	10F-VA8400-5/0.47	002950	1	-	-	-	-
10 µL	50	23 (0.63)	Cone	10F-C/T-5/0.63C	002981	1	-	-	-	-
Removable Needle										
10 µL	50	26 (0.47)	Cone	10R-C/T-5/0.47C	002982	1	037785	2	-	-

*Not suitable for 8200 autosampler. **Denotes Plunger and Needle Kit.

Septa

Instrument	Diameter	Septum Type	Pack Size	Part No.
1177 Injector	9	CS	50	041824
	9	TCS	50	041844
	9	TCS Pre-drilled	50	041854
	9	Auto-Sep T™	25	041879
	9	HT	25	041897
	9	EC	25	041900
1040, 1041, 1060 & 1061 Injectors	9.5	CS	50	0418240
	9.5	TCS	50	0418440
	9.5	TCS Pre-drilled	50	0418540
	9.5	Auto-Sep™	25	041871
	9.5	Auto-Sep T™	25	041880
	9.5	HT	25	041897
	9.5	EC	25	041901
1075, 1077, 1078, 1079 & 1093, 1094 SPI Injectors	11	CS	50	041826
	11	TCS	50	041846
	11	TCS Pre-drilled	50	041856
	11	Auto-Sep™	25	041872
	11	Auto-Sep T™	25	041882
	11	Auto-Sep T™	100	041883
	11	HT	25	041898
	11	EC	25	041902

Inlet Liners

Description and Geometry Sketch	OD (mm)	ID (mm)	Length (mm)	Pack Size	Part no.
For 1177 Injector					
Split / Splitless FocusLiner™	6.3	4	78.5	1	09200201
				5	092002
				25	092219
Split / Splitless Tapered FocusLiner™	6.3	4	78.5	1	09200301
				5	092003
				25	092011
Split / Splitless FAST FocusLiner™	6.3	2.3	78.5	1	09200501
				5	092005
				25	092008
Split / Splitless Tapered FAST FocusLiner™	6.3	2.3	78.5	1	09211101
				5	092111
				25	092115

● Taper / Gooseneck

● FocusLiner™

● Taper Focus

● Connectite

● Straight









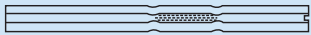


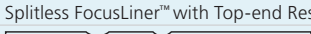


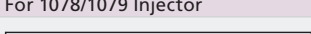



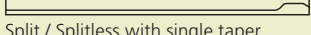






● Double Taper

● PTV/LVI




Instrument Quick Pick for Varian / Bruker

Inlet Liners cont.

- Taper / Gooseneck
- FocusLiner™
- Taper Focus
- ConneCTite
- Straight
- Double Taper
- PTV/LVI

Description and Geometry Sketch	OD (mm)	ID (mm)	Length (mm)	Pack Size	Part no.
 Split, straight-through liner	6.3	4	78.5	1	09200701
				5	092007
				25	092222
 Split, with quartz wool	6.3	4	78.5	1	09200101
				5	092001
				25	092220
 Split / Splitless with single taper	6.3	4	78.5	1	09201701
				5	092017
				25	092229
 Split / Splitless with single taper (quartz wool)	6.3	4	78.5	1	09201901
				5	092019
				25	092218
 Split / Splitless with double taper	6.3	4	78.5	1	09201801
				5	092018
				25	092230
 Direct, straight-through liner	6.3	1.2	78.5	1	09201601
				5	092016
				25	092224
 Splitless with Recessed Gooseneck	6.3	2	78.5	1	09201301
				5	092013
				25	092223
 Split / Splitless Recessed Gooseneck (quartz wool)	6.3	4	78.5	1	09201001
				5	092010
				25	092223
For 1075/1077 Injector					
 Split, FAST FocusLiner™	6.3	2.3	72	1	09211301
				5	092113
 Split with Quartz Wool	6.3	4	72	1	09202101
				5	092021
				25	09222125
 Split FocusLiner™ with Top-end Restriction	6.3	4	72	1	09202801
				5	092028
 Splitless FocusLiner™ with Top-end Restriction	6.3	4	74	1	09202601
				5	092026
 Split, Tapered FocusLiner™	6.3	4	72	1	09202501
				5	092025
 Splitless, Slots at Both Ends	6.3	2	74	1	09202401
				5	092024
				25	092228
 Split FocusLiner™	6.3	4	72	1	09202201
				5	092022
For 1078/1079 Injector					
 Sintered Glass, Large Volume Injection (LVI) Liner	5	1.8/3.4	54	1	09224501
				5	092245
				25	09224525
 Straight-through Liner	5	0.5	54	1	09203101
				5	092031
 SPME liner	5	0.75	54	1	09211701
				5	092117
 Splitless with Single Taper	5	2	54	1	09203901
				5	092039
 Split / Splitless with single taper	5	3.4	54	1	09203801
				5	092038
				25	09203825
 Split / Splitless FocusLiner™	5	3.4	54	1	09203701
				5	092037
				25	09203725
 Split / Splitless Tapered FocusLiner™	5	3.4	54	1	09203601
				5	092036
				25	09203625
For 1093/1094 Injector					
 ConnectTite SPI Liner, (Restriction = 0.25 mm)	4.6	0.5	54	1	09202701
				5	092027
 ConnectTite SPI Liner, (Restriction = 0.5 mm) for 0.53 mm ID On-column	4.6	0.8	54	1	09203401
				5	092034
				25	09203425
 ConnectTite SPI Liner, (Restriction = 0.25 mm)	4.6	0.8	54	1	09203001
				5	092030

Instrument Quick Pick for Varian / Bruker

Description and Geometry Sketch	OD (mm)	ID (mm)	Length (mm)	Pack Size	Part no.
For 1075/1079 Injector					
 ConnecTite Liner Standard	6.3	4	72	1	09233901
				5	092339
 ConnecTite Liner Top Hole	6.3	4	72	1	09234001
				5	092340
 ConnecTite Liner Bottom Hole	6.3	4	72	1	09234101
				5	092341

O-rings and Sealing Rings

Description	Usage	Pack Size	Part No.
Viton O-Ring for 1177 Injector	Can be used at temperatures up to 300 °C.	10	0726532
Graphite Sealing Ring for 1075 & 1077 Injectors		10	072601
Graphite Sealing Ring for 1078 & 1079 Injectors		10	0726217

Ferrules

Instrument	Column ID	Ferrule ID	Pack Size	Part No.
15% Graphite / 85% Vespel® Ferrules				
For GC-MS & Detectors at atmospheric pressure e.g. FID	0.1-0.25 mm	0.4 mm	10	072663
	0.32 mm	0.5 mm	10	072654
	0.53 mm	0.8 mm	10	072655
Packed Columns	1/8" OD Packed Columns	1/8"	10	072669
	1/4" OD Packed Columns	1/4"	10	072667
100% Graphite Ferrules				
For Injectors & Detectors at atmospheric pressure e.g. FID	0.1-0.32 mm	0.5 mm	10	072627
	0.45-0.53 mm	0.8 mm	10	072626
	1/8" OD Packed Columns	1/8"	10	072622
	1/4" OD Packed Columns	1/4"	10	072621
SilTite™ Metal Ferrules				
For GC-MS Interface Connections (Starter Kit)	0.1-0.25 mm	0.4 mm	10*	073300
	0.32 mm	0.5 mm	10*	073301
	0.53 mm	0.8 mm	10*	073302
	1/32"	0.81 mm	10*	073303
Nuts for Varian Injector				
			2	1034060
Instrument				
	Column ID	Ferrule ID	Pack Size	Part No.
Replacement SilTite™ Ferrules				
For GC-MS Interface Connections	0.1-0.25 mm	0.4 mm	10	073220
	0.32 mm	0.5 mm	10	073221
	0.53 mm	0.8 mm	10	073222
	1/32"	0.81 mm	10	073219
Replacement SilTite™ Nuts				
			5	073231

*Includes 10 ferrules, 2 SilTite™ nuts.

SilTite™ FingerTite Ferrules

Description	Column ID	Ferrule ID (mm)	Pack Size	Part No.
Varian/Bruker				
SilTite™ FingerTite™ Varian/Bruker Injector/GC-MS Starter Kit	0.1-0.25 mm	0.4	*	073619
SilTite™ FingerTite™ Varian/Bruker Injector/FID Starter Kit	0.1-0.25 mm	0.4	*	073618
SilTite™ FingerTite™ Ferrule 0.4 mm	0.1-0.25 mm	0.4	10	073630
SilTite™ FingerTite™ Ferrule 0.5 mm	0.32 mm	0.5	10	073631
SilTite™ FingerTite™ Ferrule Blanking	–	–	2	073633
SilTite™ FingerTite™ Female Nut	–	–	5	073636

* Each starter kit includes all the parts necessary to convert one GC system (one injector and one detector) to the SilTite™ FingerTite system suitable for installing 0.1 – 0.25 mm ID capillary columns. In addition there are 5 SilTite™ FingerTite nuts, one packet (10 ferrules) of 0.4 mm ID SilTite™ FingerTite ferrules and a ferrule install tool which allows you to seat the ferrule in the correct position on the capillary column.

Electron Multipliers

MS Description	Analyzer Type	Technique	Part No.
Saturn (Pre-2000)	Ion trap	GC-MS	14138
Saturn 2000, 2100 & 2200	Ion trap	GC-MS	14147

Your chromatography analysis does not end with the selection of the GC column! The combination of components selected for your instrument also make an important contribution to successful separations. SGE brings technology and chromatography expertise to everything the sample touches.

Injector to Detector - SGE Supplies for Sample Preparation, Sample Introduction, Separation and Detection

SAMPLE INTRODUCTION - Syringes

SGE's involvement in all areas of Chromatography provides us with a unique understanding of customer's requirements enabling us to optimize syringe design for sample introduction.

All SGE syringes for both manual and autosampler use incorporate SGE's new Diamond Syringe Technology offering significantly improved levels of durability, clarity and accuracy. No other syringe range provides such brilliance! SGE has a comprehensive range of syringe options including plunger protection, removable or fixed needles, a range of needle gauge and length options as well as needle-tip style alternatives.

SAMPLE INTRODUCTION - GC Inlet Liners

The GC Inlet liner is where the sample is introduced and vaporized into the gaseous phase. The design of the liner is crucial, as is liner deactivation, to ensure reproducible and accurate chromatography.

SEPARATION - GC Connections

(ferrules and fittings)

SGE manufactures an array of connection types for GC use. Poorly defined or selected connections can lead to an increase in dead volume, leaks from cycled temperatures and mismatched tubing sizes.

SAMPLE INTRODUCTION - Septa

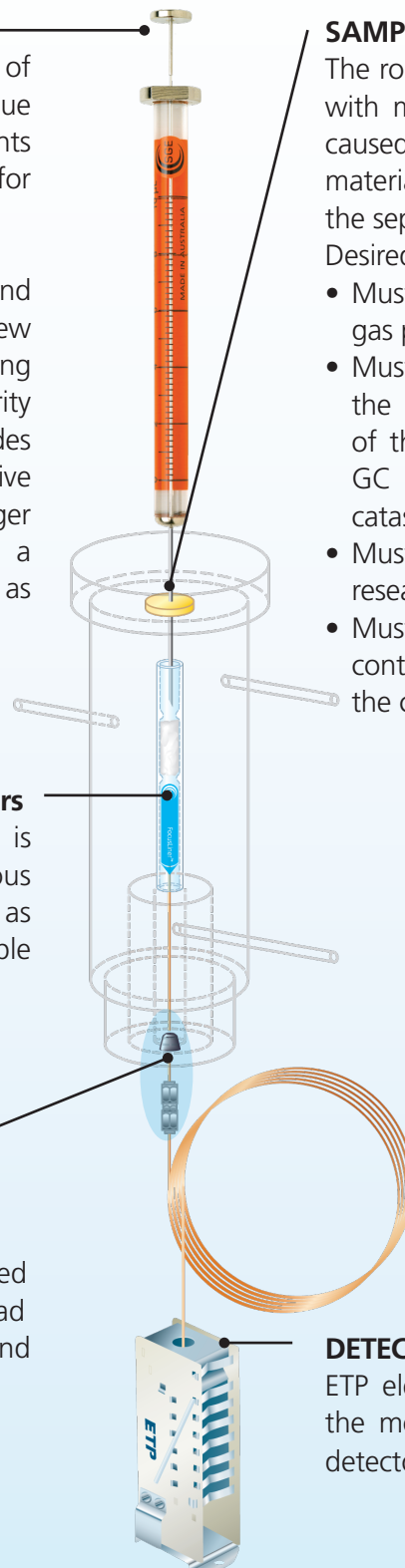
The role of septa for GC analysis is key with many chromatographic problems caused as a result of inappropriate septa material or inappropriate handling of the septa.

Desired septa attributes:

- Must reliably seal against the carrier gas pressure in the inlet.
- Must be capable of being pierced by the syringe needle without pieces of the septa being deposited in the GC inlet system, which would be catastrophic to the chromatography.
- Must be capable of being pierced and resealed time after time.
- Must not be allowed to be contaminated or bleed material into the chromatographic system.

DETECTION - ETP Electron Multipliers

ETP electron multipliers from SGE are the most advanced high performance detectors available today.



AUSTRALIA & PACIFIC REGION

SGE Analytical Science Pty Ltd
7 Argent Place, Ringwood
Victoria 3134 Australia
Toll Free: 1800 800 167
Tel: +61 (0) 3 9837 4200
Fax: +61 (0) 3 9874 5672
Email: support@sge.com

CHINA

SGE Shanghai Representative Office
Room 8221A, No. 808 Honqiao Road
Shanghai China
Tel: +86 21 6407 9382
Fax: +86 21 6407 9386
Email: china@sge.com

MIDDLE EAST

SGE Gulf
Y2 - 133, Sharjah Airport International
Free Zone (SAIF Zone)
P.O. Box 9377, Sharjah, UAE
Tel: +971 6 557 3341
Fax: +971 6 557 3541
Email: gulfsupport@sge.com

EUROPE

SGE Europe Ltd
European Head Office
1 Potters Lane
Kiln Farm Milton Keynes
MK11 3LA United Kingdom
Toll Free: 00800 2790 8999
Toll Free Fax: 00800 2626 2609
Tel: +44 1908 568 844
Fax: +44 1908 566 790
Tel France: +33 1 69 29 80 90
Fax France: +33 1 69 29 09 25
Tel Germany: +49 (0) 6155 / 60746 0
Fax Germany: +49 (0) 6155 / 60746 50
Email: europe@sge.com

INDIA

SGE Laboratory Accessories Pvt Ltd
430 Milan Industrial Estate
Abhudaya Nagar T. J. Road
Mumbai - 400 033 India
Tel: +91 22 24715896
Fax: +91 22 24716592
Email: sgeindia@vsnl.com

UNITED STATES OF AMERICA

SGE Incorporated
2007 Kramer Lane
Austin Texas 78758 USA
Toll Free: (800) 945 6154
Tel: +1 512 837 7190
Fax: +1 512 836 9159
Email: usa@sge.com

JAPAN

SGE Japan Inc
RK CUBE 3F 6-85, Ohta-machi
Naka-Ku, Yokohama-shi
Kanagawa 231-0011 Japan
Tel: +81 45 222 2885
Fax: +81 45 222 2887
Email: japan@sge.com



SGE's involvement in Gas Chromatography includes the support we give to our customers.

Technical Support

Contact us at techsupport@sge.com for technical support information.

Our Website

www.sge.com is a detailed source for information on chromatography, applications and SGE products. It also profiles the latest posters and technical materials generated by our technical experts based around the world.

50 Years Edition Product Selection Guide

Our product selection guide can be accessed at www.sge.com/selectionguide

SGE Approved Distribution Partner