


CONTROL

EVOLUTION

STANDARD

COMPACT

STRIEBIG



EVOLUTION

Superior class
vertical panel cutting technology

Experience and innovation

■ The name for vertical panel cutting technology

We are committed to vertical panel cutting technology and are the only woodworking machine manufacturer all over the world to focus exclusively on a single product category: vertical panel saws. With our experience, the dedication of our development team and an awareness of your day-to-day requirements, we create lasting values: STRIEBIG, the synonym for vertical panel saws.

Going back decades, our leading market position is the result of your confidence, our consistent "Swiss Made" with optimum product quality and the reliability of our specialist trade partners.




Corporate identity made visible. The vertical aluminium elements of the facade of the company's main office in Littau/Lucerne reflect Striebig's products and its relations with its market partners.

Striebig EVOLUTION 6224 (illustration contains special equipment)



■ Our frame quality stands out from the ordinary



- Precision machine parts of the machine manufactured to an accuracy of 1/100mm
- Massive, self-supporting, all welded, twist-free saw frame
- Full-surface support wall of birch plywood with integral small parts support
- Auxiliary stop profile with measuring tape and 3 auxiliary stops for repeat cuts
- Automatic recognition of the central support
- Automatic roller locking during the saw cut



EVOLUTION

Our title illustration: "HELVETIORUM FIDEI AC VIRTUTI" – To the Loyalty and Bravery of the Swiss – is the beginning of the inscription of the Lion Monument in Lucerne. The monument was designed by the Danish sculptor Bertel Thorvaldsen, and in 1821 it was carved out of the wall of a former sandstone quarry. With the allegory of the dying lion, the monument commemorates the Swiss Guards who were massacred during the attack on the Tuileries Palace in 1792. The American writer Mark Twain praised the Lion of Lucerne as "the most mournful and moving piece of stone in the world."

■ Touch and work

"Touch & saw" – this revolutionary concept permits safe and troublefree saw operation. Touch the panel with your finger tip to operate the EVOLUTION. The 7.5" color display with touch controls visualizes all functions.



Multilingual user interface and error detection with self-explanatory symbols to guide the user through the menu. Only the functions which can be performed by the saw are displayed. Operating error can therefore be excluded to the greatest possible extent. The operating-hour meter is standard equipment on the machine and records the operating hours of the saw.

Externally produced cutting lists can be easily entered via the USB port.

■ Saw beam & saw unit – always the correct cut



The automatic motor swivel unit is only one of the EVOLUTION's numerous functions to support manually-guided sawing operations.

- Saw beam
- Durable steel construction

- Saw unit
 - Smooth-running guides free of play
 - Automated operation for enhanced user-friendliness
 - High cutting precision thanks to sturdy motor carriage mounting
 - Powerful, high-torque 5.5 kW motor (7.5 hp)
 - Electromagnetic motor brake



Laser-assisted indication of the horizontal cut (standard feature)

■ DMS – every time the correct dimension



DMS digital measuring system for both axes (standard equipment). Freely selectable display accuracy between 1.0/0.5 and 0.1mm.

Precision, ergonomics and functionality in perfect harmony

■ EVOLUTION – for superior performance

For almost a decade, the EVOLUTION has been a front runner in the vertical panel saw sector. Numerous automatic functions make your daily work easier. A touchscreen control panel with an innovative programmable system for easy control.

■ EVOLUTION – always fully equipped from the start

See for yourself – the EVOLUTION is supplied with a range of equipment rarely encountered on any other vertical saw.

- DMS digital measuring system (both axes)
- Automatic saw beam locking with cutting point identification
- Laser-assisted indication of the horizontal cut
- Automatic locking and swivelling of the saw unit
- Automatic plunge and withdrawal operation of the saw unit
- Automatic fine calibration of the sawmotor
- Operating-hour meter
- Technical target concentration extraction system
- Aluminium central support over the full length of the machine
- Super silent sound insulation



Striebig EVOLUTION 6224 (illustration contains optional equipment)



EVOLUTION

■ **EVOLUTION – always the right decision**

Due to its appearance, the EVOLUTION represents high perceived value. Recipient of many awards for product design (e.g. design preis schweiz, among others), the EVOLUTION sets itself apart from rival woodworking machines with its functional and user-friendly ergonomics.



Add accessories to meet your individual needs

Every EVOLUTION comes comprehensively equipped ex works. Thanks to the wide range of accessories available, the machine is fully adjustable to meet your individual needs. Upon request special dimensions can be accommodated. Contact us to discuss your requirements.

■ The range of EVOLUTION accessories

- 4SB – Automatic trimming of the lower edge
- EPS.x – Electronic positioning system for the x-axis
- VSA – Scoring saw unit
- WSG – Angle cutting unit
- NVV – Grooving accessory for composite panels and adjustable grooving tool
- "High-end" support grids
- Document holder
- SSD – Saw motor with infinitely variable speed
- Saw motor with 2 speeds
- Special voltage
- Tropical insulation

■ 4SB – the lower trimming cut becomes child's play



The 4SB, an accessory for the lower trimming cut, makes work considerably easier. Panels are securely held by vacuum cups, relieving the operator of any physically exhausting work. The lower edges of panels up to 5300mm long and up to 2185mm tall are automatically trimmed.



■ VSA – for superior quality when sawing laminated panels



Time, cost and tool saving – these are the benefits offered by a VSA scoring saw unit. If larger panel quantities or panels of possibly lower quality are to be processed, the use of a VSA is a "must". This is because the service life of the main saw blade increases seven or even eight times. A scoring saw blade will outlive at least 3 main saw blades.

■ EPS.x – just enter the dimensions – that's it



Enter the dimensions – that's it. The EPS electronic positioning system is fully integrated into the touchscreen panel. It allows the simple positioning of the x-axis, with an accuracy down to 1/10mm.



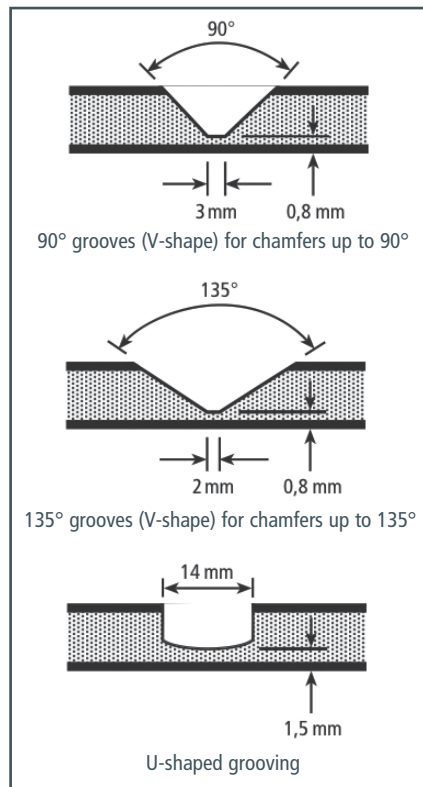
EVOLUTION

■ Grooving and routing – expand your range of services



Many jobs require grooving or routing work. The EVOLUTION can perform such tasks without any problems. You can route or groove timber products and composite panels.

With regard to adjustable grooving tools and composite panel cutters, the EVOLUTION only requires one depth stop. Any risk of confusion is thus eliminated.



■ Document holder – documents are always at hand



Securely held – the document holder keeps documents at hand, next to the touchscreen panel.

■ WSG – for close fitting miters



The WSG angle cutting unit can be applied to the left and right of each vertical intersection point. It's easy and fast to install. Range of application: panels with thicknesses of up to 42mm, precise angles and miters between 0° and 46°.

■ Central support made of fiber reinforced synthetic materials



"High-end" support grids made of fiber reinforced synthetic material provide special protection for especially sensitive edge materials and postforming edges.

■ SSD – saw motor

Particularly recommended if different materials are frequently processed: SSD – saw motor with infinitely variable speed.



The depth stop is infinitely adjustable using a scalable handwheel (up to 25mm).



CONTROL



EVOLUTION



STANDARD



COMPACT

Convincing: Dimensions and data of the EVOLUTION

The EVOLUTION leads the field in the manually-guided vertical panel saw sector. The EVOLUTION combines innovative "touch & saw" operation with ease of operation, accuracy down to 1/10mm and a comprehensive range of accessories.

EVOLUTION							
Type	Dimensions in mm				Cutting range		
	L	H	T1*	T2*	L	H _{vert}	H _{hor}
6224	6620	3018	1741	1361	5300	2240	2100
6216	6620	2934	1700	1354	5300	2160	2016
6168	6620	2460	1500	1312	5300	1680	1540
5224	5620	3018	1741	1361	4300	2240	2100
5216	5620	2934	1700	1354	4300	2160	2016
5168	5620	2460	1500	1312	4300	1680	1540
4224	4620	3018	1741	1361	3300	2240	2100
5224	4620	2934	1700	1354	3300	2160	2016
4168	4620	2460	1500	1312	3300	1680	1540
EVOLUTION							
Total weight	approx. 1,200 kg		Saw blade speed		4,800 rpm		
Cutting depth	80mm		2 extraction connectors		Ø 100mm		
Saw motor output	5.5 kW		Compressed air connection		6-10 bar		
Saw blade diameter	300mm		Connection value		7.5 kW		
Saw blade bore	30mm*1		Mains connection		3 x 400 V/50 Hz		
Special voltages and special frequencies upon request							



T1* – free-standing machines · T2* – wall-mounted machines

*1 with 2 auxiliary holes Ø 9mm, radius 60mm pcd

Consultation · Sales · Service



SWISS LABEL underlines the Swiss origin and quality awareness of Swiss goods and services. STRIEBIG AG is authorized to use this trademark.

Striebig AG
Grossmatte 26
CH-6014 Littau/Lucerne
Tel. 0041(0)41 259 53 53
Fax 0041(0)41 259 53 50
www.striebig.com
info@striebig.ch

