

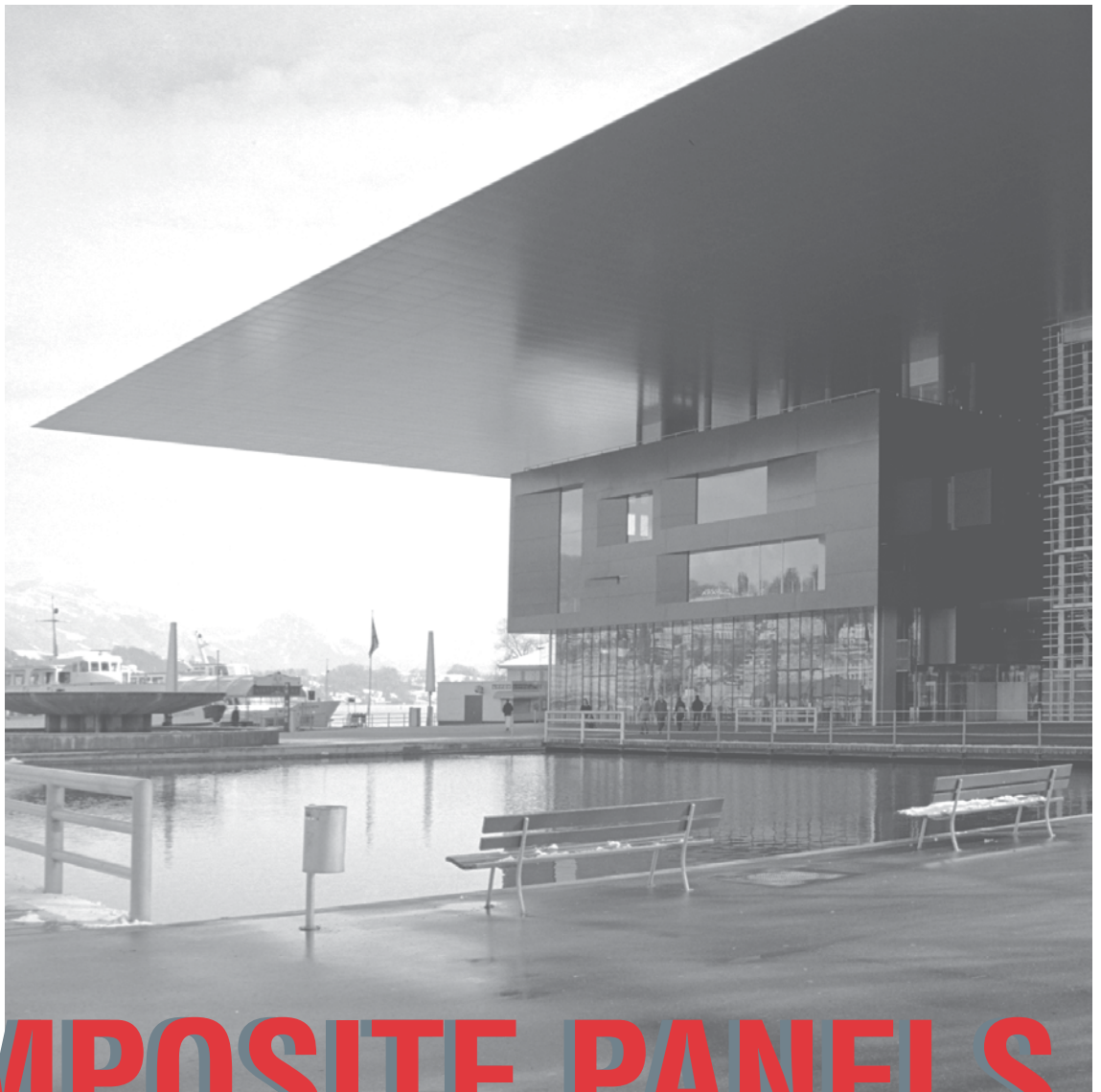
CONTROL

EVOLUTION

STANDARD

COMPACT

■ STRIEBIG ■



COMPOSITE PANELS

Versatile in use.

Perfect sawing and grooving with Striebig.

Creating Sustainable Values

■ Confidence, ability, continuity

We are committed to vertical panel cutting technology and are the only woodworking machine manufacturer anywhere in the world to focus exclusively on a single product category: vertical panel saws. With our wealth of experience, the dedication of our development team and awareness of your day-to-day requirements, we create lasting values: STRIEBIG, the synonym for vertical panel saws.



Corporate identity made visible. The vertical aluminium elements of the facade of the company's main office in Littau/Lucerne reflect Striebig's products and its relations with its market partners.

Whether composite, perspex, wood material, plastic or non-ferrous metal panels – a Striebig panel saw is of universal application. It stands for accurate and cost-effective cutting. Further product-specific machining in the form of grooving or routing is made possible by the comprehensive range of accessories.



SWISS LABEL underlines the Swiss origin and quality awareness of Swiss goods and services. STRIEBIG AG is authorized to use this trademark.

■ Composite panels – cutting, shaping and designing individually

Composite panels are a modern material for modern architecture, transportation, trade fair construction and shopfitting as well as for displays and many other applications. They can be further processed without any problems on every Striebig vertical panel saw.

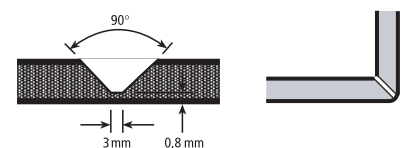
The mill-folding technique allows an easy manufacture of formed parts. Hard-metal turnover board profile cutters mill V- and U-shaped grooves into the rear side of the panels. During this procedure, the aluminium cover on the front side and a part of the plastic core remain intact. The low thickness of the remaining material allows a chamfering operation "by hand" afterwards. The groove shape determines the radius of bend.



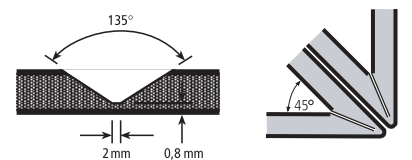
Available as accessories: Reversible carbide tipped profile cutters enable product-specific cutting of composite panels.



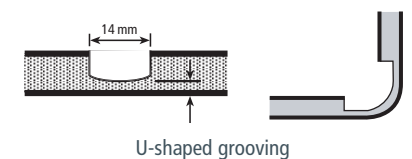
Composite boards are used as all-purpose material in architecture and facade engineering. They provide accents and offer manifold decorative possibilities.



90°-grooves (V-shape) for chamfers up to 90°



135°-grooves (V-shape) for chamfers up to 135°



U-shaped grooving

Our title picture shows The Culture and Convention Centre Lucerne (KKL Luzern), designed by the French star architect Jean Nouvel. Built between 1995 and 2000, today the KKL Luzern is one of the most spectacular buildings in Switzerland.



COMPOSITE PANELS

Precision, Ergonomic Design and Functionality in all Series

The Striebig COMPACT, COMPACT AV, STANDARD, EVOLUTION and CONTROL series cover the entire range of applications for all machining requirements.

Independent of type and size: perfect sawing and grooving is the principle of all Striebig panel saws. For the optimal machining of composite panels, every Striebig panel saw can be equipped with a special "ALU" package. Standard equipment is the grooving device, and optional equipment is the profile cutter with reversible carbide tips for composite panels.

The panel saws, which are designed specifically for the processing of composite panels, guarantee high cutting performance and indeed top performance in every aspect. Razorsharp edges and exact angles are ensured at all times. They form the basis for the subsequent machining steps and guarantee perfect results. External feature of every Striebig panel saw is the rigidly welded frame. The frame structure is rigid, heavily braced and will last for decades. This feature ensures precise cutting for a long, indeed a very long period of time.



Beginner's model class: COMPACT ALU



Beginner's model class with automatic feed: COMPACT AV ALU




All-purpose class: STANDARD TRK2 ALU

All ill. include optional features.



The top class of vertical sawing technology: EVOLUTION ALU



Premium class vertical cutting center: CONTROL ALU



■ **Grooving and routing – expand your range of services**

Many jobs require grooving or routing work. All "ALU" equipped Striebig panel saws can perform such tasks without any problems. Our ALU machine versions are equipped with a grooving device as standard feature.

Universal Versatility – Choose Your Own Accessories

	COMPACT ALU	COMPACT AV ALU	STANDARD TRK2 ALU	EVOLUTION ALU	CONTROL ALU
4SB – Automatic trimming of the lower edge	—	—	—	●	●
ABO – Automatic upper trimming cut	—	—	—	—	●
VSA – Scoring saw unit	●	●	—	●	●
EPS.x – Electronic positioning system x-axis	—	—	—	●	●
EPS.y – Electronic positioning system y-axis	—	—	—	—	●
DMS - Digital measuring system	●	●	●	S	S
WSG – Angle cutting unit	●	●	●	●	●
TRK - Powerful dust extraction	S	S	S	S	S
Small workpiece support, wood	S	S	●	S	S
Small workpiece support, aluminium (1 pair)	●	●	S	●	●
Central support: aluminium support grids	S	S	S	S	S
Grooving accessory for composite panels	S	S	S	S	S
Profile cutter with reversible carbide tips: U-shape/135°/90°	●	●	●	●	●
Operating time counter	—	—	●	S	S
Saw motor with 2 speeds	—	—	●	●	●
Extension of the feeding speed (5-25m/min)	—	—	—	—	●
Special voltage	●	●	●	●	●
Tropical insulation	●	●	●	●	●

S = Standard
● = optional
 — = not available



■ Reversible carbide tipped profile cutters

Using special reversible carbide tipped profile cutters. V- and U-shaped grooves are routed on the rear of the composite panels. The shape of the groove defines the bending radius.



■ DMS – every time the correct dimension

The digital measuring system DMS has an adjustable display accuracy of 1.0/0.5 and 0.1mm. The system can be used for roller support and central support as well as for strip cuts. At the EVOLUTION and CONTROL series the DMS digital measuring system is standard equipment on both axes.



■ WSG – for close fitting miters

The WSG angle cutting unit can be applied to the left and right of each vertical intersection point. It's easy and fast to install. Range of application: panels with thicknesses of up to 42mm, precise angles and miters between 0° and 46°.



CONTROL EVOLUTION STANDARD COMPACT

The convincing Range for Perfect Sawing and Grooving

EVOLUTION / CONTROL										
Type	Dimensions in mm				Cutting range in mm			L	H.	H.
	L	H	T1*	T2*	L	H.	H.			
								vert.	hor.	
6216	6620	3018	1741	1361	5300	2160	2016			
5216	5620	3018	1741	1361	4300	2160	2016			
4216	4620	3018	1741	1361	3300	2160	2016			

- Total weight 1200 kg
- Cutting depth 80mm
- Saw motor performance 5.5 kW
- Saw blade diameter 300mm
- Saw blade bore 30mm*¹
- Saw blade speed 4800 rpm
- 2 extraction connectors ø 100mm
- Compressed air connection 6-10 bar
- Connection value 7.5 kW
- Mains connection 3 x 400 V/50 Hz

STANDARD TRK2										
Type	Dimensions in mm				Cutting range in mm			L	H.	H.
	L	H	T1*	T2*	L	H.	H.			
								vert.	hor.	
6216	6620	2893	1695	1331	5300	2160	2016			
5216	5620	2893	1695	1331	4300	2160	2016			
4216	4620	2893	1695	1331	3300	2160	2016			

- Total weight 850 kg
- Cutting depth 80mm
- Saw motor performance 5.5 kW
- Saw blade diameter 300mm
- Saw blade bore 30mm*¹
- Saw blade speed 4750 rpm
- 2 extraction connectors ø 100mm
- Connection value 7.5 kW
- Mains connection 3 x 400 V/50 Hz

COMPACT AV										
Type	Dimensions in mm				Cutting range in mm			L	H.	H.
	L	H	T1*	T2*	L	H.	H.			
								vert.	hor.	
6220	6796	2955	1583		5350	2200	2100			
6207	6796	2814	1551		5350	2070	1958			
6164	6796	2390	1455		5350	1644	1532			
5220	6046	2955	1583		4600	2200	2100			
5207	6046	2814	1551		4600	2070	1958			
5164	6046	2390	1455		4600	1644	1532			
4220	4546	2955	1583		3100	2200	2100			
4207	4546	2814	1551		3100	2070	1958			
4164	4546	2390	1455		3100	1644	1532			

- Total weight 910 kg
- Cutting depth 60mm
- Saw motor performance 3.9 kW
- Saw blade diameter 250mm
- Saw blade bore 30mm*²
- Saw blade speed 5250 rpm
- 2 extraction connectors ø 100mm
- Compressed air connection 6-10 bar
- Connection value 4.8 kW
- Mains connection 3 x 400 V/50 Hz

COMPACT										
Type	Dimensions in mm				Cutting range in mm			L	H.	H.
	L	H	T1*	T2*	L	H.	H.			
								vert.	hor.	
6220	6466	2955	1563		5350	2200	2100			
6207	6466	2814	1531		5350	2070	1958			
6164	6466	2390	1435		5350	1644	1532			
5220	5716	2955	1563		4600	2200	2100			
5207	5716	2814	1531		4600	2070	1958			
5164	5716	2390	1435		4600	1644	1532			
4220	4216	2955	1563		3100	2200	2100			
4207	4216	2814	1531		3100	2070	1958			
4164	4216	2390	1435		3100	1644	1532			

- Total weight 815 kg
- Cutting depth 60mm
- Saw motor performance 3.9 kW
- Saw blade diameter 250mm
- Saw blade bore 30mm*²
- Saw blade speed 5250 rpm
- 2 extraction connectors ø 100mm
- Connection value 4.8 kW
- Mains connection 3 x 400 V/50 Hz

Special voltages and special frequencies upon request

T1* - free-standing machine T2* - wall-mounted machine

*1 with 2 auxiliary holes Ø 9mm, 30mm pcd

*2 with 2 auxiliary holes Ø 7mm, 21mm pcd

Consultation · Sales · Service

Striebig AG
 Grossmatte 26
 CH-6014 Lucerne
 Tel. 0041(0)41 259 53 53
 Fax 0041(0)41 259 53 50
 www.striebig.com
 info@striebig.ch

