

Style Seating

Hospitality Furniture



UK Manufactured Quality Products for the Hospitality Industry



Introduction

Who we are

Style Seating was formed 22 years ago by the current Directors who, between them, now have more than 40 years experience in engineering. This knowledge of metals, materials and methods commonly used in the automotive and construction industry has been adapted to leisure industry products and much evolution has taken place in the last 20 years. Style Seating believe the products that are manufactured in our UK factory are some of the best and most proven products on the market. With over 700,000 chairs and tables in use around the world we believe we know what we are doing.

What we do

90% of our business is manufacturing conference and banqueting furniture from the best materials available. We use aluminium that is extruded and produced solely for Style Seating. We use heavy gauge (thickness of the wall) steel tube not found in comparable products. We use cold cured moulded foam similar to that found in the automotive industry, we only use CRIB Source 5 fabrics and we use environmentally friendly production processes.

We offer a vast range of standard products. We are flexible and can produce furniture to your specifications even on small runs such as 100 chairs.

WE WORK WITH YOU

Style Seating Ltd
Algores Way
WISBECH
Cambridgeshire
PE13 2TQ

tel: 01945 580099 tel: (44) 1945 580099
fax: 01945 580127 fax: (44) 1945 580127

email: sales@styleseating.co.uk email: export@styleseating.co.uk

www.styleseating.co.uk

Registered in England and Wales 2355040



Contents

----- Page 2-12 Aluminium chairs -----



2-3 Ultima



4-5 Spoon



6-7 Pacific



8 Adriatic



8 Caribbean



9 Eurostyle



10-11 Taurus & Libra



12-Chair Options

----- Page 13-17 Steel chairs -----



13 Adriatic



14 Eurostyle, Taurus & Libra



15 Scorpio, Leo & Zodiac



16 Capricorn, Sagittarius & Pluto



17 Gemini, Aquarius & Apollo

----- Page 18-19 Fixed & Folding leg tables -----



18 Fixed & Pedestal Table



19 folding leg Tables

----- Page 20-25 Cafe indoor & outdoor furniture -----



20-21 Cafe Chairs



22-23 Cafe Chairs Outdoor



24-25 Cafe Table Bases



25 Cafe Table Tops

----- Page 26-29 Wooden furniture -----



26-27 Wooden Chairs & stools



27-28 Wooden Tables




28 Options

Ultima COMFORT Arm Chair Aluminium



Features superior COMFORT seat and back. The seat is constructed from a base board that has been cut away in the centre and replaced with high quality elasticated webbing then topped with a profiled cold cured moulded foam. The back is dished and contoured with lower lumbar support. The long arm rests are padded and upholstered. Superior COMFORT and ageless, aesthetically pleasing looks

- Stacks 8 high
-
- Chair width 54cm
-
- Chair depth 56cm
-
- Chair height 93cm
-
- Seat height 46cm
-
- Seat size 40x40cm
-
- Weight 6.5KG



Webbed profiled COMFORT seat



Contoured back with LUMBAR support

UK manufactured banqueting furniture



Ultima COMFORT Chair

Aluminium



Webbed profiled
COMFORT seat

The Ultima chair
Features superior COMFORT
seat and back.
The seat is constructed from
a base board that has been
cut away in the centre and
replaced with high quality
elasticated webbing then
topped with a profiled
cold cured moulded foam.
The back is dished and
contoured with lower lumbar
support.

Superior COMFORT
and ageless, aesthetically
pleasing looks



Stacks 10 high
-
Chair width 45cm
-
Chair depth 56cm
-
Chair height 93cm
-
Seat height 46cm
-
Seat size 40x40cm
-
Weight 5.2KG

FIRA



Spoon COMFORT Chair Aluminium



Model SPO200FACL

The Spoon COMFORT chair is our latest addition. This comfortable and practical chair features COMFORT profiled webbed seat and COMFORT profiled back which is available with lower lumbar support or side lumbar support. Lumbar back options are not available on the full back models.

This chair is available in 3 different extruded frame profiles (detailed on page 16) and is available with or without the hand hold option in the chair back.



Tested to BS EN 15373: 2007
Level 3 - Severe Use



Webbed profiled
COMFORT seat


- Stacks 10 high
(8 with arms)
-
- Chair width 45cm
(56cm arm chair)
-
- Chair depth 58cm
-
- Chair height 90cm
-
- Seat height 46cm
-
- Seat size 40x40cm
-
- Weight 5.2KG
(6.2 with arms)



Lower Lumbar support



Side Lumbar support



Profiled seat



Model SPO100FACS

Spoon Chair

Aluminium



Model SPO100FA

- Stacks 10 high
(8 with arms)
-
- Chair width 45cm
(56cm arm chair)
-
- Chair depth 58cm
-
- Chair height 90cm
-
- Seat height 46cm
-
- Seat size 40x40cm
-
- Weight 5.2KG
(6.2 with arms)



Full Back
option



Inset back
with optional
hand hold



Round back
with optional
hand hold

The standard Spoon chair uses the same frame as the Spoon COMFORT chair. This chair is practical and simple, cold cured foam is also used in the standard seat. Options include inset or full back, hand hold grabs at the top of the chair are available in both versions.



Model SPO300A



Model SPO200FA



Tested to BS EN 15373: 2007
Level 3 - Severe Use

Pacific COMFORT Chair Aluminium



UK manufactured banqueting furniture




Model PAC200FAC


One of our most popular aluminium chairs practical and extremely comfortable. Both the seat and back incorporate cold cured profiled moulded foam, the seat has our renowned webbed seat board and the back has both side and lower lumbar support




Tested to BS 4875: Part 1
Level 4 Contract use



Profiled seat



Webbed seat



Lumbar support

- Stacks 10 high
(8 with arms)
-
- Chair width 55cm
-
- Chair depth 58cm
-
- Chair height 92cm
-
- Seat height 46cm
-
- Seat size 40x40cm
-
- Weight 5.2KG
(6.2 KG with arms)



Model PAC100FAC



Pacific Chair Aluminium



Model PAC100A

The same pleasing frame as the COMFORT model but with a standard seat and back. Full back or inset back options are available. A hand hold is available on both models.



Full back option



- Stacks 10 high
(8 with arms)
-
- Chair width 45cm
-
- Chair depth 58cm
-
- Chair height 92cm
-
- Seat height 46cm
-
- Seat size 40x40cm
-
- Weight 5.2KG
(6.2 KG with arms)



Model PAC300A



Tested to BS 4875: Part 1
Level 4 Contract use



Model PAC200RA

Adriatic Chair & Caribbean Chair Aluminium



- Stacks 8 high
-
- Chair width 45cm
(with arms 56cm)
-
- Chair depth 60cm
-
- Chair height 98cm
-
- Seat height 46cm
-
- Seat size 40x40cm
-
- Weight 5.2 KG
(6.2 with arms)



The Adriatic arm chair

Classic design, this robust chair features a higher than average back and has proven to be one of our most popular models. Ideal for all venues, practical, comfortable and more aesthetically pleasing in design than many standard aluminium chairs.

Model ADR100RA



Optional COMFORT back
with lumbar support



Optional Webbed
profiled COMFORT
seat



- Stacks 10 high
(8 with arms)
-
- Chair width 45cm
(56 cm with arms)
-
- Chair depth 58cm
-
- Chair height 90cm
-
- Seat height 46cm
-
- Seat size 40x40cm
-
- Weight 5.2KG
(6.2 KG with arms)



Model CAR100A

Eurostyle Chair Aluminium



- Stacks 10 high
-
- Chair width 45cm
-
- Chair depth 58cm
-
- Chair height 87cm
-
- Seat height 46cm
-
- Seat size 40x40cm
-
- Weight 5.2KG



Optional Webbed
profiled COMFORT
seat



Model EUR400FA

Simple in design, this chair has proven to be very popular since its debut in 1998 and is still one of our best selling aluminium chairs. Available in 3 back designs Full back, Inset back and Round back. All backs can have the optional hand hold



Model EUR200A



Inset back with hand hold



Round inset back



Tested to BS 4875: Part 1
Level 4 Contract use

UK manufactured banqueting furniture

Taurus Chair Aluminium



Model TAU100FA


- Stacks 10 high
(8 with arms)
-
- Chair width 42cm
(54cm with arms)
-
- Chair depth 54cm
-
- Chair height 86cm
-
- Seat height 46cm
-
- Seat size 37w x40d cm
-
- Weight 5.2KG
(6 KG with arms)



Standard back



Full back



Half back

TAURUS

Slightly narrower than the previous models in this brochure. Very practical traditional design an excellent value lightweight chair. Available in 3 frame types Fluted, Ribbed and Plain

UK manufactured banqueting furniture



Optional Webbed seat



Model TAU200A

Libra Chair Aluminium



Optional Webbed seat



- Stacks 10 high
(8 with arms)
-
- Chair width 42cm
(54cm with arms)
-
- Chair depth 54cm
-
- Chair height 86cm
-
- Seat height 46cm
-
- Seat size 37w x40d cm
-
- Weight 5.2KG
(6 KG with arms)

Model LIB100A

UK manufactured banqueting furniture

LIBRA

Slightly narrower than all the previous models in this brochure. Very practical, traditional design an excellent value lightweight chair. Available in 3 frame types Fluted, Ribbed and Plain



Model LIB200A



Round back with optional hand hold



Standard back with optional hand hold



Full back



Options

Standard Aluminium Frame Profile




Fluted

Ribbed

Plain

Choose from 3 standard aluminium profiles all 26mm x 26mm x 2mm wall thickness, all designed to bring out the richness of colours in our finishing process

Standard Frame Finishes



BLACK

ANTIQUE SILVER

ANTIQUE COPPER

SMOOTH SILVER

SILVER HAMMER

GREY SMOOTH

BROWN

MAHOAGANY

GOLD SMOOTH

GOLD HAMMER

CHESTNUT

Accessories & Enhancement



Extended linking



Linking with desk



Standard linking



Simple linking



Your logo



Slip Covers



Stacking rails



Book pouch



Chair Trolley



Detachable desk



Adriatic & Mediterranean Chair Steel

Full back or inset back
the Adriatic is available with
without a hand hold



Model ADR100



Optional Hand Hold



Both models available
with arms

- Stacks 10 high
(8 with arms)
-
- Chair width 45cm
(56cm with arms)
-
- Chair depth 60cm
-
- Chair height 98cm
-
- Seat height 46cm
-
- Seat size 40x40cm
-
- Weight 6KG
(7.2KG with arms)



Optional Webbed
profiled COMFORT seat



Model ADR300



Eurostyle, Taurus & Libra Chair Steel

Eurostyle

Constructed from 25mm x 25mm x 1.2mm ERW steel tube. This chair is available with 3 different back designs & can also be fitted with our webbed or webbed COMFORT seat

This chair is available with arms



Optional Webbed profiled COMFORT seat



Round back



Full back

Stacks 10 high
(8 with arms)

-
Chair width 45cm
(55cm with arms)

-
Chair depth 58cm

-
Chair height 87cm

-
Seat height 46cm

-
Seat size 40x40cm

-
Weight 6KG
(7.2KG with arms)



Model EUR100

Taurus

Constructed from 25mm x 25mm x 1.2mm ERW steel tube. This chair is available with 3 different back designs & can also be fitted with our webbed seat

This chair is available with arms



Stacks 10 high
(8 with arms)

-
Chair width 42cm
(55cm with arms)

-
Chair depth 54cm

-
Chair height 86cm

-
Seat height 46cm

-
Seat size 37w x40d cm

-
Weight 5.8KG
(7KG with arms)



Full back



Short back



Model TAU100

Libra

Constructed from 25mm x 25mm x 1.2mm ERW steel tube This chair is available with 3 different back designs & can also be fitted with our webbed seat

This chair is available with arms



UK manufactured
banqueting furniture



Round back



Full back

Stacks 10 high
(8 with arms)

-
Chair width 42cm
(55cm with arms)

-
Chair depth 54cm

-
Chair height 86cm

-
Seat height 46cm

-
Seat size 37w x40d cm

-
Weight 5.8KG
(7KG with arms)



Model LIB100

Scorpio, Leo & Zodiac Chair Steel

Scorpio

One of best selling chairs constructed from 20x 20mm steel tube This chair is available in 2 different back heights 82cm & 92cm

Options include arms & webbed seat



Model SC0300

Stacks 10 high
(8 with arms)
-
Chair width 44cm
(55cm with arms)
-
Chair depth 58cm
-
Chair height 82cm
(92cm SC0300)
-
Seat height 47cm
-
Seat size 40w x37d cm
-
Weight 5KG
(6KG with arms)



Model SC0100



Model LE0100

Stacks 10 high
(8 with arms)
-
Chair width 44cm
(56 cm with arms)
-
Chair depth 54cm
-
Chair height 84cm
-
Seat height 47cm
-
Seat size 40w x37d cm
-
Weight 5KG
(6KG with arms)

Leo Chair

As with all our 3/4 steel chairs the chair legs are constructed from 1.6 mm tube wall thickness (not 1.2 mm as commonly used). This gives added strength where it is needed.



Optional Webbed seat

Zodiac Chair

Our lowest priced stacking chair. Excellent value with the same high quality as all Style Seating's chairs



Stacks 10 high
(8 with arms)
-
Chair width 41cm
(54 cm with arms)
-
Chair depth 54cm
-
Chair height 87cm
-
Seat height 46cm
-
Seat size 37x37cm
-
Weight 5 KG
(6KG with arms)



Model ZOD100

Capricorn, Sagittarius & Pluto Chair

Steel



Model CAP200

- Stacks 10 high
(8 with arms)
-
- Chair width 41cm
(54 cm with arms)
-
- Chair depth 56cm
-
- Chair height 93cm
-
- Seat height 47cm
-
- Seat size 37w x40d cm
-
- Weight 5.2KG
(6.2KG with arms)



Capricorn



Model CAP100



Optional Webbed
profiled COMFORT seat

- Stacks 10 high
(8 with arms)
-
- Chair width 41cm
(54 cm with arms)
-
- Chair depth 56cm
-
- Chair height 95cm
-
- Seat height 47cm
-
- Seat size 37w x40d cm
-
- Weight 5.2KG
(6.2 KG with arms)



Model SAG100

Sagittarius



Available with deep button
back and arms



Pluto

- Stacks 10 high
(8 with arms)
-
- Chair width 50cm
(60 cm with arms)
-
- Chair depth 57cm
-
- Chair height 84cm
-
- Seat height 46cm
-
- Seat size 42w x42d cm
-
- Weight 5.2KG
(6.2 KG with arms)



Gemini, Aquarius & Apollo Chairs Steel



Model GEM100



Model GEM200

Stacks 10 high
(8 with arms)
-
Chair width 43cm
(54cm with arms)
-
Chair depth 54cm
-
Chair height 87cm
-
Seat height 47cm
-
Seat size 38x38cm
-
Weight 5.5KG
(6.5KG with arms)



Model AQU100

Stacks 5 high
-
Chair width 45cm
-
Chair depth 52cm
-
Chair height 95cm
-
Seat height 48cm
-
Seat size 45x45cm
-
Weight 7KG

Stacks no
-
Chair width 46cm
-
Chair depth 50cm
-
Chair height 97cm
-
Seat height 47cm
-
Seat size 46x46cm
-
Weight 6.5KG



Model APP600

Stacks 4 high
-
Chair width 48cm
(56 cm with arms)
-
Chair depth 46cm
-
Chair height 81cm
-
Seat height 46cm
-
Seat size 43x43cm
-
Weight 6.5KG
(7.5 KG with arms)



Model APP400



Model APP500



Stacks no
-
Chair width 50cm
(60cm with arms)
-
Chair depth 60cm
-
Chair height 75cm
-
Seat height 43cm
-
Seat size 50x50cm
-
Weight 7KG
(8KG with arms)



Model APP100BB



APP200BB

Stacks no
-
Chair width 50cm
-
Chair depth 48cm
-
Chair height 84cm
-
Seat height 48cm
-
Seat size 45x45cm
-
Weight 7.5KG



Model APP700

Fixed & Pedestal tables

Pedestal tables



Available in single pedestal or double pedestal, the centre post(s) are constructed from 5 x 5cm heavy weight steel. All pedestal tables have adjustable feet as standard.

Table top finishes



Beach



Brown



Oak

Standard frame finishes



All our tables are pre-treated with phosphate prior to electrostatic powder coating in UV stabilised polyester powder cured at 220 degrees.

Fixed leg & Stacking tables

Fixed leg tables are constructed from 2.5 x 2.5cm ERW steel tube. Square and rectangular tables are stackable and adjustable feet are available as an option.



Folding tables

Standard duty



Standard

Standard duty folding tables are manufactured from 25 x 25 x 1.2 mm mild steel ERW tube and are designed for situations where the tables will normally be left in position and where occasional folding and moving is required

Heavy duty

Heavy duty tables are constructed from 32x 32 x 1.2 mm ERW steel tube. Designed for medium use with extra strength when in the use the heavy duty table frame is recommended on larger tables



heavy



Options



Plain



Blue Baize



Green Baize



Walnut



Bodmin Oak

Available sizes

76 x 76 cm (30" x 30") Square
 122 x 76 cm (48" x 30") Rectangular
 152 x 76 cm (60" x 30") Rectangular
 183 x 76 cm (72" x 30") Rectangular
 244 x 76 cm (96" x 30") Rectangular
 183 x 45 cm (72" x 18") Rectangular
 244 x 45 cm (96" x 18") Rectangular
 122 x 61 cm (48" x 24") Rectangular
 162 x 61 cm (60" x 24") Rectangular
 183 x 61 cm (72" x 24") Rectangular

91 cm (36") Round*
 122 cm (48") Round
 152 cm (60") Round
 183 cm (72") Round

183 cm (72") Half
 152 cm (60") Half



Table Trolley

Venue



Venue tables are ultra light and easy to carry and store. Constructed from white high density PE (polyethelene) and a 25mm round steel under frame. Available in rectangular & round in a variety of sizes.

Cafe chairs



Model BE5CRO



Model BE5CROUSB



Model BE5CROW



Model BE5CROHS



Model BE5CROHSW



Model BE6CRO



BE6CROUSB



Model GL472red



Model GL471blk



Model GL470wh

Cafe chairs



Model BE4CRO



Model BECRO



Model BECROUSB



Model BE4CROHS



Model GL1460



Model MET100



Model BKCOM100



Model TRE100-I



Model TRE100-N

Cafe Chairs Outdoor



Model BKMON100B



Model
BKMON200



Model BKMON100



Model PRI100-JA



Model PRI200-JA



Model PRI400-JA



Model DAL200



Model DAL100HS

Cafe chairs Outdoor



Model VIL100-AJA



Model VIL200-AJA



Model GLMON100

Model GLMON200



Model Model
VIL100-AT

Model VIL200-AT



Model VIL100-GB


Model VIL200-GB



Model MEZ100

Model PRI100HB-JA

Cafe table bases



R=70-80
S= 70-70

Model MEZALU4



OB=120x70
OB=120x90

Model MEZALURECT



R=70-80
S= 70-70

Model MEZ



OB=120x70
OB=120x90


Model MEZRECT

Recommended top sizes cm
R= Round-minimum-maximum
S= Square-minimum-maximum
OB=Oblong-minimum
OB=Oblong-maximum



OB=120x70

Model LUNVAR-D




R=60-80
S= 60-70

Model LUNVAR



R=60-80

Model HERR-SS




OB=120x60
OB=120x90

Model HORRECT-SS-POS



OB=120x60
OB=120x90

Model HORRECT-SS



S= 60-80


Model HORS-SS-POS



S= 60-80

Model HORS-SS

Cafe table bases & tops



Model CFT4-CFT5



Model CFT1-CFT2

Chrome column optional



Model CFT3



Model CFT6



Model CFT10

Optional chrome column




Model CFT10



White Gloss



Brown



Light Grey



Beech



Matt Black



Red



Gloss Black



Blue



Green



Oak



Cream



Yellow



Inox Square & Rectangular sizes available
60x60cm 70x70cm 80x80cm 120x70cm
Inox Round sizes available
60cm 70cm 80cm



Robinia hard wood sizes available
Round 60cm 70cm Square 70x70cm
Rectangular 120x70cm



Granite tops available in various
sizes and shapes

Wooden chairs & stools



Model TIF200HS



Model TIF200



Model BB404



Model BB400



Model BB401



Model BB400HS



Model BK222U



Model BK221U



Model BB201



Model BB403 Stack



BB202 Stack



Model BB200



Model BB200HS



Model BB100



Model BB101

Wooden chairs & stools



Model BK206



Model BK207



Model BK401



Model BK402



Model BK208



Model BK201U



Model BK202U



Model BK403



Model BK052



Model BK051



Model BK051U



Model BK023



Model BK021U



Model BK022



Model BK021



Model BK023

Wooden Tables



8000 Range



8000 range



1400 range



1400 range



1800 range



1800 range



Table tops are 25mm solid kiln dried (75mm sections butt jointed)
Beechwood

Wooden tables



9000 Range



9000 Range



5000 range



5000 range



TRE table edge profile



DBS table edge profile

Tops on this page are 25mm MDF core with Ash Veneer

Wooden Furniture Options



Medium Oak



Medium Mahogany



Natural



Light Mahogany



Dark Oak



Dark Mahogany



Walnut



Rosewood



Teak

Wood Finishes



Piped finish



Nail trim finish

The majority of our wooden chairs are manufactured from kiln cured beech wood. Wherever necessary chairs have stretcher rails to add strength as standard.

All tables can be stained in any of the above colours

All table tops are finished with a 2 pack heat resistant lacquer

We can also offer a colour match (stain) please ask our sales team for advice

**Style Seating Ltd
Algores Way
WISBECH
Cambridgeshire
PE13 2TQ**

**tel: 01945 580099 tel: (44) 1945 580099
fax: 01945 580127 fax: (44) 1945 580127**

email: sales@styleseating.co.uk

email: export@styleseating.co.uk

www.styleseating.co.uk

Registered in England and Wales 2355040