

Fast coupling for:

- Monitoring and control of pressure
- Venting
- Sampling in high, low and vacuum systems

Advantages:

- Coupling at system pressure level
- Leakproof connection before **poppet valve** is open
- Simple connection to measuring, control and switching devices
- Self locking metal guard cap

Working pressure:


- Max. working pressure 630 bar
For SKK type G, K and S the recommended working pressure of fitting manufacturer has to be applied
- Joining under pressure up to 400 bar max.

Materials:

- Metal parts: Steel, Stainless Steel on request
- Seals:
P = NBR (Temperature range - 20° C to + 90° C)
V = FPM (Temperature range - 20° C to + 200° C)
E = EPDM Ethylene Propylene (for Break Fluid)
Temperature range - 40° C to + 150° C
- Hose: Polyamide (Temperature range -35° C... 100° C max.)

Media:

- Suitable for hydraulic oils and other mineral oil based fluids (Please pay attention to the sealing materials used!)
- For use in conjunction with other liquid media please consult STAUFF



Test coupling with protective cap SKK (former description SMK)

Thread G	h	SW	Order No.		Seal
			NBR	FPM	
M8 x 1	37	14	SKK 12 – M8 x 1 – PA	SKK 12 – M8 x 1 – VA	O-Ring Type A
M10 x 1	34	14	SKK 12 – M10 x 1 – PA	SKK 12 – M10 x 1 – VA	O-Ring Type A
M12 x 1,5	31	17	SKK 12 – M12 x 1,5 – PC	SKK 12 – M12 x 1,5 – VC	O-Ring Type C
M14 x 1,5	31	19	SKK 12 – M14 x 1,5 – PB	SKK 12 – M14 x 1,5 – VB	Metal joint Type B
M16 x 1,5	31	22	SKK 12 – M16 x 1,5 – PB	SKK 12 – M16 x 1,5 – VB	Metal joint Type B
G 1/8	40	14	SKK 12 – G 1/8 – PC	SKK 12 – G 1/8 – VC	O-Ring Type C
G 1/4	31	19	SKK 12 – G 1/4 – PB	SKK 12 – G 1/4 – VB	Metal joint Type B
G 1/4	31	19	SKK 12 – G 1/4 – PC	SKK 12 – G 1/4 – VC	O-Ring Type C
G 3/8	31	22	SKK 12 – G 3/8 – PB	SKK 12 – G 3/8 – VB	Metal joint Type B
R 1/8 taper	33	14	SKK 12 – R 1/8 K-PD	SKK 12 – R 1/8 K-VD	Taper Type D
R 1/4 taper	30	14	SKK 12 – R 1/4 K-PD	SKK 12 – R 1/4 K-VD	Taper Type D
1/8 NPT	33	14	SKK 12 – 1/8 NPT-PD	SKK 12 – 1/8 NPT-VD	Taper Type D
1/4 NPT	28	14	SKK 12 – 1/4 NPT-PD	SKK 12 – 1/4 NPT-VD	Taper Type D
5/16 – 24 UNF	34,5	17	SKK 12 – 5/16 UNF-PE	SKK 12 – 5/16 UNF-VE	O-Ring Type E
7/16 – 20 UNF	33	17	SKK 12 – 7/16 UNF-PE	SKK 12 – 7/16 UNF-VE	O-Ring Type E
1/2 – 20 UNF	32	17	SKK 12 – 1/2 UNF-PE	SKK 12 – 1/2 UNF-VE	O-Ring Type E
9/16 – 18 UNF	32	19	SKK 12 – 9/16 UNF-PE	SKK 12 – 9/16 UNF-VE	O-Ring Type E

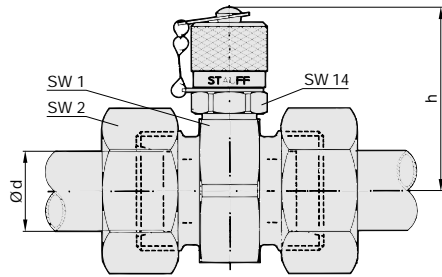
* Special thread: buttress thread S 12,65 x 1,5

Other port connections and seals on request.

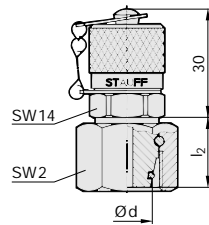
Port connections and seals

Type A					Type B					Type C					Type D			Type E					
G	d ₁	t ₁	t ₂		G	d ₁	t ₁	t ₂	a	G	d ₁	t ₁	t ₂	a	G	t ₁	t ₂	G	d ₁	d ₂	t ₁	t ₂	a
M8 x 1	9,5 + 0,1	11	15,5		M14 x 1,5	20	12	18,5	1,5	M12 x 1,5	18	12	18,5	1,5	R 1/8 taper	5,5	9,5	5/16 – 24 UNF	9,1	17	10	12	1,9
M10 x 1	11,5 + 0,1	12	16,5		M16 x 1,5	22	12	18,5	1,5	G 1/8	15	8	13	1	R 1/4 taper	8,5	13,5	7/16 – 20 UNF	12,4	21	11,5	14	2,4
					G 1/4	19	12	18,5	1,5	G 1/4	19	12	18,5	1,5	1/8 NPT	6,9	11,6	1/2 – 20 UNF	14	23	11,5	14	2,4
					G 3/8	23	12	18,5	2						1/4 NPT	10	16,4	9/16 – 18 UNF	15,6	25	12,7	15,5	2,5

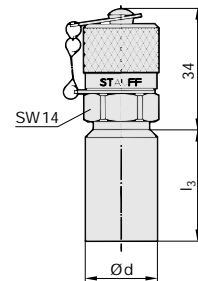
Test coupling SKK (compression ring fittings acc. to DIN 2353)



Type G Test coupling complete with straight fitting



Type K Test coupling for 24° cone fittings



Type S Test coupling for compression ring assembly (not to be used for new constructions)

Series	PN	Pipe Ød	l ₂	l ₃	h	SW 1	SW 2	Order No.*		
								Type G	Type K	Type S
L	315	6	15,5	20	46	24	14	SKK 12 – 6L-PG	SKK 12 – 6L-PK	SKK 12 – 6-PS
		8	15,5	20	46	24	17	SKK 12 – 8L-PG	SKK 12 – 8L-PK	SKK 12 – 8-PS
		10	16,5	22	46	24	19	SKK 12 – 10L-PG	SKK 12 – 10L-PK	SKK 12 – 10-PS
		12	17,5	22	47,5	27	22	SKK 12 – 12L-PG	SKK 12 – 12L-PK	SKK 12 – 12-PS
		15	21	25	49	30	27	SKK 12 – 15L-PG	SKK 12 – 15L-PK	SKK 12 – 15-PS
		18	19,5	28	50	32	32	SKK 12 – 18L-PG	SKK 12 – 18L-PK	SKK 12 – 18-PS
	160	22	20,5	30	52	36	36	SKK 12 – 22L-PG	SKK 12 – 22L-PK	SKK 12 – 22-PS
		28	25	32	54,5	41	41	SKK 12 – 28L-PG	SKK 12 – 28L-PK	SKK 12 – 28-PS
		35	30	42	57	46	50	SKK 12 – 35L-PG	SKK 12 – 35L-PK	SKK 12 – 35-PS
		42	31	45	61,5	55	60	SKK 12 – 42L-PG	SKK 12 – 42L-PK	SKK 12 – 42-PS
S	630	6	14,5	20	46	24	17	SKK 12 – 6S-PG	SKK 12 – 6S-PK	SKK 12 – 6-PS
		8	16,5	20	46	24	19	SKK 12 – 8S-PG	SKK 12 – 8S-PK	SKK 12 – 8-PS
		10	16,5	22	46	24	22	SKK 12 – 10S-PG	SKK 12 – 10S-PK	SKK 12 – 10-PS
		12	17,5	22	46	24	24	SKK 12 – 12S-PG	SKK 12 – 12S-PK	SKK 12 – 12-PS
		14	19,5	22	47,5	27	27	SKK 12 – 14S-PG	SKK 12 – 14S-PK	SKK 12 – 14-PS
	400	16	18	28	49	30	30	SKK 12 – 16S-PG	SKK 12 – 16S-PK	SKK 12 – 16-PS
		20	24	30	52	36	36	SKK 12 – 20S-PG	SKK 12 – 20S-PK	SKK 12 – 20-PS
		25	26	36	54,5	41	46	SKK 12 – 25S-PG	SKK 12 – 25S-PK	SKK 12 – 25-PS
		30	30	41	57	46	50	SKK 12 – 30S-PG	SKK 12 – 30S-PK	SKK 12 – 30-PS
		315	38	34	48	61,5	55	60	SKK 12 – 38S-PG	SKK 12 – 38S-PK

* For ordering FPM seals please replace "P" by "V"

* For EPDM seals replace "P" by "E"

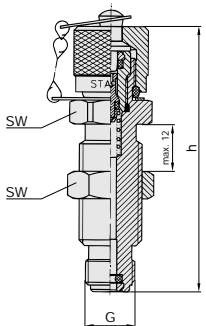
Test hose SMS (for gaseous medium Type SGS)

Max. working pressure 400 bar Test hose: Nominal bore 2 mm Minimum bending radius 20 mm Nominal bore 4 mm also available Pressure/t° factor: to 0°C 122 % at 30°C 110 % at 50°C 100 % at 80°C 86 % at 100°C 77 % Hose construction: Hose-core and -cover PA 11/12 Reinforcement: Synthetic fibre Bursting pressure: 1100 bar	Stauff-Test 12/12 ²⁾ STAUFF-TEST 12 	Stauff-Test 12/20 STAUFF-TEST 12 	Stauff-Test 12/15 STAUFF-TEST 12 	Stauff-Test 10/12 STAUFF-TEST 12 	Stauff-Test 12/M ¹⁾ /i-P-OR ³⁾ STAUFF-TEST 12
	STAUFF-TEST 12	STAUFF-TEST 20	STAUFF-TEST 15	STAUFF-TEST 10	GAUGE ADAPTOR
Length L ¹⁾	Order No.				
200	SMS-12 - 200-A	SMS-12/20 - 200-A	SMS-12/15 - 200-A	SMS-10/12 - 200-A	SMS-12/M ¹⁾ /i-P-OR - 200-A
400	SMS-12 - 400-A	SMS-12/20 - 400-A	SMS-12/15 - 400-A	SMS-10/12 - 400-A	SMS-12/M ¹⁾ /i-P-OR - 400-A
630	SMS-12 - 630-A	SMS-12/20 - 630-A	SMS-12/15 - 630-A	SMS-10/12 - 630-A	SMS-12/M ¹⁾ /i-P-OR - 630-A
800	SMS-12 - 800-A	SMS-12/20 - 800-A	SMS-12/15 - 800-A	SMS-10/12 - 800-A	SMS-12/M ¹⁾ /i-P-OR - 800-A
1000	SMS-12 - 1000-A	SMS-12/20 - 1000-A	SMS-12/15 - 1000-A	SMS-10/12 - 1000-A	SMS-12/M ¹⁾ /i-P-OR - 1000-A
1500	SMS-12 - 1500-A	SMS-12/20 - 1500-A	SMS-12/15 - 1500-A	SMS-10/12 - 1500-A	SMS-12/M ¹⁾ /i-P-OR - 1500-A
2000	SMS-12 - 2000-A	SMS-12/20 - 2000-A	SMS-12/15 - 2000-A	SMS-10/12 - 2000-A	SMS-12/M ¹⁾ /i-P-OR - 2000-A
2500	SMS-12 - 2500-A	SMS-12/20 - 2500-A	SMS-12/15 - 2500-A	SMS-10/12 - 2500-A	SMS-12/M ¹⁾ /i-P-OR - 2500-A
3200	SMS-12 - 3200-A	SMS-12/20 - 3200-A	SMS-12/15 - 3200-A	SMS-10/12 - 3200-A	SMS-12/M ¹⁾ /i-P-OR - 3200-A
4000	SMS-12 - 4000-A	SMS-12/20 - 4000-A	SMS-12/15 - 4000-A	SMS-10/12 - 4000-A	SMS-12/M ¹⁾ /i-P-OR - 4000-A
¹⁾ Bending protection and other lengths on request		²⁾ Special thread: buttress thread S 12,65 x 1,5		³⁾ Gauge adaptor 1/4 NPT, G 1/2 and 1/2 NPT on request	

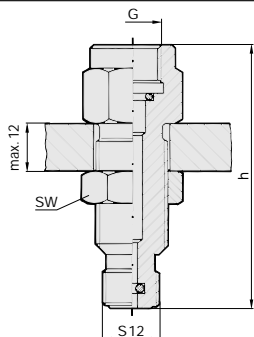
Adaptor SAD

 Type A	 Type B	G	h	Type	Order No.	
					NBR	FPM
		M16 x 1,5	33	A	SAD 12/15-P	SAD 12/15-V
		plug in	31	B	SAD 12/10-P	SAD 12/10-V
		M16 x 2	33	A	SAD 12/20-P	SAD 12/20-V
¹⁾ Special thread: buttress thread S 12,65 x 1,5						

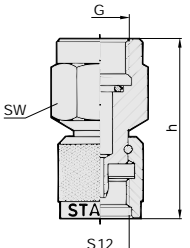
Bulkhead SSKK (former description SSK)

	G	h	SW	Order No.	
				NBR	FPM
	S 12	63	19	SSKK 12-P	SSKK 12-V

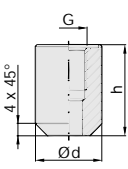
Gauge adaptor SMA

 <p>Through-hole Ø 18</p>	G	h	SW	Order No.	
				NBR	FPM
	G 1/4	51	19	SMA 12 - G 1/4 - P-OR	SMA 12 - G 1/4 - V-OR
	G 1/2	61	27	SMA 12 - G 1/2 - P-OR	SMA 12 - G 1/2 - V-OR
	1/4 NPT	51	19	SMA 12 - 1/4 NPT-P	SMA 12 - 1/4 NPT-V
	1/2 NPT	61	27	SMA 12 - 1/2 NPT-P	SMA 12 - 1/2 NPT-V
Damping element on request					

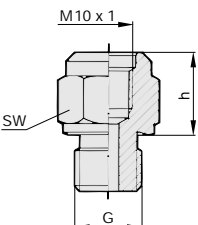
Direct gauge adaptor SMD

	G	h	SW	Order No.	
				NBR	FPM
	G 1/4	35	19	SMD 12 - G 1/4 - P-OR	SMD 12 - G 1/4 - V-OR
	G 1/2	45	27	SMD 12 - G 1/2 - P-OR	SMD 12 - G 1/2 - V-OR
	1/4 NPT	35	19	SMD 12 - 1/4 NPT-P	SMD 12 - 1/4 NPT-V
	1/2 NPT	45	27	SMD 12 - 1/2 NPT-P	SMD 12 - 1/2 NPT-V
Damping element on request					

Welding adaptor SAS

	Coupling thread G	h	Ød	Order No.
	M10 x 1	25	20	SAS - M10 x 1
	G 1/4	30	22	SAS - G 1/4

Thread adaptor SRS

	Thread G	h	SW	Order No.	Seal
	M16 x 1,5	8	22	SRS 20 - M16 x 1,5-B	Metal joint DIN 3852 Type B
G 1/8	15,5	17	SRS 20 - G 1/8-B		
G 3/8	10,5	22	SRS 20 - G 3/8-B		
	G 1/2	10,5	27	SRS 20 - G 1/2-B	Port Connection Type D
	R 1/4 taper	13	19	SRS 20 - R 1/4 K-D	