



# Health and Safety Signs Catalogue

Please browse this catalogue for details of our range of Health and Safety Signs, Posters and Accessories.

All of our most popular signs are displayed on and can be purchased directly from our website, however if you would information on any of the products within this catalogue, please do not hesitate to contact using the following details:

Email: [Sales@SafetyServicesDirect.com](mailto:Sales@SafetyServicesDirect.com)

Tel: **08453 669933**

(Local rate Charges Apply)

**S**afety  
Services  
Direct.com

Mandatory signs		2 - 3
Hazard Signs		4 & 5
Prohibition Signs		6 & 7
Safety condition signs		8
First aid supplies		9
Fire exit signs		10 & 11
Fire equipment signs		12
Architectural & Prestige		13
Speed humps & road Cones		14
Reflective signs		15
Site Entrance signs		16 & 17
Curve top & multifunctional signs		18
Labels		19
Photoluminescent signs		20 & 21
Fire extinguishers, stands and excessories		22 & 23
Braille signs		24 & 25
Hygiene signs & fire door signs		26
Door signs		27
Posters		28 & 29
Personal protective equipment		30 & 31
Tapes		32
Free standing signs & stanchion signs		33
Customised signs		34 & 35
CCTV signs		36
Fixtures & fittings		37



If you require your corporate logo adding to your sign, please ring our sales team who will be happy to help

Mandatory Signs are to advise and inform visitors and staff in what they must do to insure a safer working environment for themselves and others around.

Colour: Blue symbol and background with white text.

Symbol - Circle. If you require a custom made sign please see page 34-35

All signs on this page are available in a self adhesive vinyl or a 1mm Rigid Plastic. All sizes are shown with width first.



MAP.01B - 450x600  
MAP.01C - 300x400



MAP.03B - 450x600  
MAP.03C - 300x400



MAP.05B - 450x600  
MAP.05C - 300x400



MAP.06B - 450x600  
MAP.06W - 150x200



MAP.08B - 450x600  
MAP.08W - 150x200



MAP.09W - 150x200



MAP.10W - 150x200



MAP.11D - 600x200  
MAP.11B - 450x600



MAP.13D - 600x200  
MAP.13W - 150x200



MAP.14W - 150x200




MAP.15W - 150x200



MAP.16W - 150x200



MAP.17W - 150x200



MAP.18W - 150x200




MAP.20W - 150x200



MAP.21W - 150x200



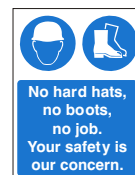
MAP.22W - 150x200



MAP.23W - 150x200



MAP.25B - 450x600



MAP.27B - 450x600



MAP.28B - 450x600



MAP.30D - 600x200  
MAP.30W - 150x200



MAP.33W - 150x200



MAP.34W - 150x200



MAP.35W - 150x200



MAP.36W - 150x200



MAP.38V - 200x200



MAP.37V - 200x200



MAP.42W - 150x200



MAP.43C - 300x400



MAP.39V - 200x200



MAP.41V - 200x200



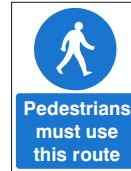
MAC.01B - 450x600




MAC.02B - 450x600



MAC.09B - 450x600



MAC.16B - 450x600



MAC.33B 450X700



MAA.01B - 450x600  
MAA.01W - 150x200



MAA.05B - 450x600



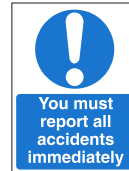
MAA.06B - 450x600




MAA.07W - 150x200



MAA.15C - 300x400



MAG.01B - 450x600  
MAG.01W - 150x200



MAG.02B - 450x600



MAG.04W - 150x200



MAG.05W - 150x200



MAG.06W - 150x200



MAG.07W - 150x200



MAG.08W - 150x200




MAG.09W - 150x200



MAG.10C - 300x400



MAG.12B - 450x600  
MAG.12W - 150x200



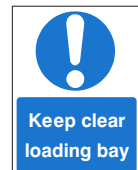
MAG.13B - 450x600



MAG.14W - 150x200



MAG.15B - 450x600



MAG.16B - 450x600



If you require your corporate logo adding to your sign, please ring our sales team who will be happy to help

Hazard Signs to warn visitors and staff of potential dangers around the work place.

All signs on this page are available in a self adhesive vinyl or a 1mm Rigid Plastic.

Colour: Yellow/Black with Yellow background with black text.  
Symbol: Yellow/Black Triangle.

If you require a custom made sign please see page 34-35.



WAC.01B - 450x600  
WAC.01D - 600x200  
WAC.01F - 200x300



WAC.02B - 450x600  
WAC.02D - 600x200  
WAC.02F - 200x300



WAC.03B - 450x600  
WAC.03D - 600x200



WAC.05B - 450x600  
WAC.05D - 600x200



WAC.14B - 450x600  
WAC.14W - 150x200



WAC.15B - 450x600  
WAC.15C - 300x400



WAC.16B - 450x600



WAC.17B - 450x600



WAC.18B - 450x600  
WAC.18D - 600x200



WAC.19B - 450x600



WAC.21B - 600x450  
WAC.21D - 600x200



WAC.22B - 600x450



WAC.24B - 450x600



WAC.44B - 450x600



WAG.01B - 450x600  
WAG.01F - 200x300



WAG.02B - 450x600  
WAG.02C - 300x400



WAG.04B - 450x600  
WAG.04W - 150x200



WAG.06B - 450x600  
WAG.06W - 150x200



WAG.07B - 450x600  
WAG.07W - 150x200



WAG.08B - 450x600  
WAG.08C - 300x400



WAG.09W - 150x200



WAG.11W - 150x200



WAG.12W - 150x200



WAG.13W - 150x200



WAG.14W - 150x200



WAG.15W - 150x200



WAG.16W - 150x200



WAG.17W-150x200



WAG.20W-150x200



WAG.22W-150x200



WAG.23W-150x200



WAG.24W - 150x200



WAG.25W - 150x200



WAG.26W-150x200



WAG.28W - 150x200



WAG.29W-150x200



WAG.33W-150x200



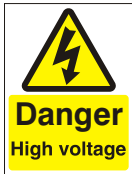
WAG.38W - 150x200



WAG.39W -150x200



WAG.40B - 450x600



WAE.01B - 450x600  
WAE.01W -150x200



WAE.02B - 450x600  
WAE.02W -150x200



WAE.03B - 450x600  
WAE.03W -150x200



WAE.04B - 450x600



WAE.07W-150x200



WAE.08W -150x200



WAE.09W-150x200




WAE.10W-150x200



WAE.11W-150x200



WAE.12W-150x200



WAE.05B - 450x600



WAE.20B - 450x600



If you require your corporate logo adding to your sign, please ring our sales team who will be happy to help

Prohibition Signs are to inform and advise staff and visitors of actions which are prohibited.  
Colour: Red symbol and background with white text.  
Symbol: Circle with band.

All signs on this page are available in self Adhesive vinyl or a 1mm Rigid Plastic.

If you require a custom made sign please see page 34-35



PRC.02B - 450x600  
PRC.02F - 200x300



PRC.03B - 450x600



PRC.07B/05 - 450x600  
PRC.07B/10 - 450x600



PRG.01W - 150x200



PRG.02W - 150x200



PRG.05W - 150x200



PRG.06W - 150x200



PRG.07W - 150x200



PRG.08C - 300x400  
PRG.08W - 150x200



PRG.09W - 150x200



PRG.10W - 150x200



PRG.12B - 450x600  
C/W MIRROR £21.43



PRG.14W - 150x200



PRA.01B - 450x600  
PRA.01C - 300x400



PRA.02B - 450x600  
PRA.02C - 300x400  
PRA.02D - 600x200



PRA.03B - 450x600  
PRA.03D - 600x200  
PRA.03W - 150x200



PRA.04B - 450x600  
PRA.04D - 600x200



PRA.05W - 150x200



PRA.06B - 450x600  
PRA.06D - 600x200  
PRA.06W - 150x200



PRA.07B - 450x600  
PRA.07W - 150x200



PRA.13B - 450x600



PRA.14B - 450x600



PRA.16B - 450x600  
PRA.16W - 150x200



PRA.21W - 150x200



**This is a no smoking area**

PRS.01B - 450x600  
PRS.01C - 300x400  
PRS.01W - 150x200



**No smoking**

PRS.02B - 450x600  
PRS.02C - 300x400  
PRS.02D - 600x200  
PRS.12W - 150x200



**No smoking in this area**

PRS.03W - 150x200



**Please do not smoke**

PRS.04W - 150x200



**No smoking company policy**

PRS.05W - 150x200



**No smoking in this building**

PRS.06W - 150x200



**No smoking beyond this point**

PRS.07W - 150x200



**No smoking in this toilet**

PRS.09W - 150x200



**No naked light**

PRS.14W - 150x200



**It is an offence to smoke within this building**

PRS.15W - 150x200



**No smoking premises**

PRS.17W - 150x200



**It is an offence to smoke or permit others to smoke within this building**

PRS.18W - 150x200



**It is a disciplinary offence to smoke in this building**

PRS.20W - 150x200



**No smoking it is against the law to smoke in these premises**

PRS.26W - 148x210



**No smoking it is against the law to smoke in this pub**

PRS.27W - 148x210



**No smoking it is against the law to smoke in these premises except in designated rooms**

PRS.28W - 148x210



**No smoking £50 fine**

PRS.22W - 150x200



**No smoking**

These are no smoking premises. It is an offence to smoke or knowingly to permit smoking in these premises. If you have any queries please contact the manager.

PRS.25F - 200x300



PRS.81F - 340x230



PRS.08G - 100x100



PRS.41G - 100x100



PRM.01J - 300x300



FA 11F-200x300



**Mae ymgyng yn y fangre hon yn erbyn y gyfraith**

**It is against the law to smoke in these premises**

PRS.42W - 148x210

### Smokers Outposts



With the advent of the smoking ban smokers are moving outside. These smokers outposts provide a stylish solution to the inevitable problem of cigarette waste. They are made from tough fire retardant polyethylene, easy to clean and hold thousands of butts between emptying.

3 colour choices:  
**SMO-GRA Granite** £99.95  
**SMO-ANT Anthracite** £99.95  
**SMO-SAN Sandstone** £99.95





## First Aid signs

Safety Condition Signs - Shows visitors and staff whom they should go to, and what they should do in an emergency. All safety condition signs are designed to comply with the UK EC legislation.

All signs on this page are available in a self adhesive vinyl or a 1mm Rigid Plastic.  
All sizes are shown with width first.



FA 02G-100x100



FA 03M-200x100



FA 04E- 300x100



FA 10E-300x100



FA 20E-300x100



FA 05F-200x300

FA 06F-200x300  
FA 06E-300x100

FA 07F-200x300



FA 08F-200x300



FA 09F-200x300



FA 11F-200x300



FA 12F-200x300



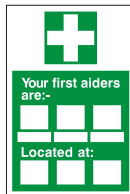
FA 13F-200x300



FA 14F-200x300



FA 15F-200x300



FA 17B-450x600



FA 18F-200x300



FA 19F-200x300



FA 21F-200x300



FA 16F-300x200



## British Standard Fire Exit Signs

Fire Exit Signs are to locate and identify means of escape and emergency

All signs on this page are available in a self adhesive vinyl or a 1mm Rigid Plastic.

All sizes are shown with width first.



FE 03D - 600x200  
FE 03L - 400x150



FE 04D - 600x200  
FE 04L - 400x150



FE 01D - 600x200  
FE 01L - 400x150



FE 02D - 600x200  
FE 02L - 400x150



FE 05D - 600x200  
FE 05L - 400x150



FE 06D - 600x200  
FE 06L - 400x150



FE 07D - 600x200  
FE 07L - 400x150



FE 08D - 600x200  
FE 08L - 400x150



FE 15L - 400x150



FE 16L - 400x150



FEG 36L - 400x150



FE 13D - 600x200  
FE 13L - 400x150



EX 37L - 400x150



EX 38L - 400x150



EX 39L - 400x150



EX 40L - 400x150



FE 91L - 400x150



EX 41L - 400x150



EX 42L - 400x150



EX 43L - 400x150



EX 44L - 400x150



EX 45L - 400x150



EX 46L - 400x150



FE 27D - 600x200



FE 19H-150x150 FE 20H-150x150  
FE 19H-200x200 FE 20V-200x200



FE 21H-150x150  
FE 21V-200x200



FE 22H-150x150  
FE 22V-200x200

## Hospital Compliant Signs

Designed for healthcare establishments, giving a clearer message than standard signs.



HM 01L - 400x150



HM.02L - 400 x150



HM.03L 400x150



HM.04L - 400x150

## EEC Directive Fire Exit Signs

Mixing European design and British standard design is not recommended



EEC 001L - 400x150



EEC 002L - 400x150



EEC 003L - 400x150



EEC 004L - 400x150



EEC 005L - 400x150



EEC 006L - 400x150



EEC 007L - 400x150



EEC 008L - 400x150

## Refuge Signs



FER 01L - 400x150



FER 02L - 400x150



FER 03L - 400x150



FER 04L - 400x150



FER 05R-300x150



FER 06L - 400x150



FER 07L - 400x150



FER 08L - 400x150

## Assembly Point



FE 32F - 200x300



FE 10Z - 600x400



FE 11Z - 600x400  
Please state when ordering what number is required.



FE 09D - 600x200  
FE 09E - 300x100

## Instruction Signs



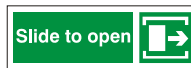
FED 01M  
100x200



FED 02M  
100x200



FED 03E - 300x100



FED 04E - 300x100



FED 05G  
100x100



FED.09E - 300x100



FED 08E - 300x100



FED 06G  
100x100



FE 14E - 300x100



FE 12Q - 600x100



FA.20E 300x100



### Fire Equipment Signs

Fire Equipment signs are to state where the fire equipment is located. All our fire equipment safety signs are designed to comply with the UK EC legislation

All signs on this page are available in a self adhesive vinyl or a 1mm Rigid Plastic.  
All sizes are shown with width first.



**Fire extinguisher**

FEX 01E-300x100  
FEX.01F-200x300



**Fire extinguisher keep clear**

FEX 02E-300x100  
FEX.02F-200x300



**Fire alarm call point**

FEX 03E-300x100  
FEX.03F-200x300



**Fire point**

FEX 04E-300x100  
FEX.04F-200x300



**Fire telephone**

FEX 07F-200x300



**Fire hose reel**

FEX 09F-200x300



**Fire alarm**

FEX 10F-200x300



FEX 11V-200x200



**Dry riser**

FEX 12V-200x200



**Wet riser**

FEX 13V-200x200

### Fire Extinguisher Identification



FIW.12Y - 150X100



FIW.13Y - 150X100



FIW.15Y - 150X100



FIW.14Y - 150X100



FIW.18Y - 150X100



FI 05N  
80x200



FI 06N  
80x200



FI 07N  
80x200



FI 08N  
80x200



FI 09N  
80x200



FIC 01F-300x200

### Fire Action



ACT 03F-200x300



ACT 04F- 200x300  
ACT 04W-150x200



ACT 05F-200x300



ACT 06W-150x200



FEX 18H-150x150

## Architectural Signs

A range of impressive signs finished in Satin Anodised Aluminium (A) or Polished Brass (B).



ARC.61A  
ARC.61B



ARC.62A  
ARC.62B



ARC.63A  
ARC.63B



ARC.64A  
ARC.64B



ARC.65A  
ARC.65B



ARC.66A  
ARC.66B



ARC.67A  
ARC.67B



ARC.68A  
ARC.68B



ARC.69A  
ARC.69B



ARC.70A  
ARC.70B



ARC.71A  
ARC.71B



ARC.72A  
ARC.72B

## Prestige Signs

This range has been produced to add a touch of quality to their surroundings. Available in brass effect or chrome effect where appearance is important.

BR denotes Brass  
CR denotes Chrome



CLA.31BR - 400x150  
CLA.31CR - 400x150



CLA.32BR - 400x150  
CLA.32CR - 400x150



CLA.33BR - 400x150  
CLA.33CR - 400x150



CLA.34BR - 400x150  
CLA.34CR - 400x150



CLA.35BR - 400x150  
CLA.35CR - 400x150



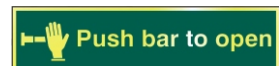
CLA.36BR - 400x150  
CLA.36CR - 400x150



CLA.37BR - 400x150  
CLA.37CR - 400x150



CLA.38BR - 400x150  
CLA.38CR - 400x150



CLA.39BR - 400x100  
CLA.39CR - 400x100



CLA.51BR - 100x150  
CLA.51CR - 100x150



CLA.52BR - 100x150  
CLA.52CR - 100x150



CLA.53BR - 100x100  
CLA.53CR - 100x100



CLA.45BR - 100x100  
CLA.45CR - 100x100



CLA.41BR - 200x300  
CLA.41CR - 200x300



CLA.42BR - 100x150  
CLA.42CR - 100x150



CLA.43BR - 100x150  
CLA.43CR - 100x150



CLA.44BR - 200x300  
CLA.44CR - 200x300



CLA.01BR - 100x150  
CLA.01CR - 100x150



CLA.02BR - 100x100  
CLA.02CR - 100x100



CLA.03BR - 100x100  
CLA.03CR - 100x100



CLA.04BR - 100x100  
CLA.04CR - 100x100

## Speed Humps

Manufactured from prime grade PVC for long last durability. Ramps are supplied in pairs one black, one yellow, ramp end caps are available and supplied in black (Standard) or yellow. The 5cm (10mph) speed restriction is manufactured with a 15mm channel in the base for channelling pipes and cables safely from heavy traffic across busy construction site access roads. Whilst the 75mm (4mph) is manufactured with a 25mm channel in the base.

### Ramp Ends


All end caps are 320mm long and sold as a pair of 1 yellow and 1 black.



50mm high ENC. 50  
75mm high ENC. 75

### Speed Ramps

All humps are 500mm long and sold as a pair of 1 yellow and 1 black.



50mm high SPH. 50

### Fixing Bolts

Pair of concrete application fixings  
BO-CONC  
Pair of asphalt application fixings  
BO-APH



75mm high SPH. 75



## Multi-purpose Mirrors

Mirrors with coloured frames adapted to the relevant surroundings

2 colour options are available:

**Green:** to easily blend into natural surroundings  
**Red:** easily spotted, adding to accident prevention measures

600mm Mirror Green	PPMG600
600mm Mirror Red	PPMR600
800mm Mirror Green	PPMG800
800mm Mirror Red	PPMR800

## Road Cones

### No waiting Cone

Three sided high visibility no waiting cone, standing 530mm in height.



530mm NWC.53

### Traffic Cones

One piece cone available in 450mm and 750mm  
Manufactured in one piece from recycled thermoplastic, with reflective sleeves as Standard. All conform to BS:873: Part8:19



450mm HC.45  
750mm HC.75

## Class 2 Reflective Signs

Made from Class 2 reflective film mounted on 3mm aluminium plate, ideal for controlling traffic on industrial estates



TMM.01 - 600x450



TTM.02 - 600x450



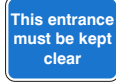
TTM.03 - 600x450



TTM.04 - 600x450



TTM.05 - 600x450



TTM.06 - 600x450



TTM.07 - 600x450



TTM.08 - 600x450



TMM.09 - 600x450



TMM.10 - 600x450



MPT.01 - 600x450



MPT.02 - 600x450



MPT.03 - 600x450



MPT.05 - 600x450



MPT.06 - 600x450



MPT.07 - 600x450



SM.42 - 600x450



SM.43 - 600x450



SM.44 - 600x450



WB.62 - 600x450



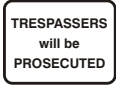
WB.63 - 600x450



WB.64 - 600x450



WB.65 - 600x450



WB.66 - 600x450



WB.67 - 300x200



WB.68 - 300x200



TSM.71 - 600



TSM.72 - 600



RTM.01 - 600



RTM.02 - 600



RTM.05 - 600



RTM.10 - 600



RTM.15 - 600

## Class 1 Reflective Signs

Made from Class 1 reflective film which is 3 times brighter than class 2.



TMRR.01 - 600



TMRR.05 - 600



TMRR.10 - 600



TMRR.02 - 600



TMRR.07 - 600x450



TMRR.03 - 600x450



**Site entrance sign.**  
Complete with your logo.  
Made from 3mm fluted board.

Size in mm	900x1200
SEC.12	

✓

## SITE SAFETY

Under the Health & Safety at Work Act 1974 all persons entering this site must comply with all regulations under this act. All visitors must report to the site office and obtain permission to proceed on to the site or any work area. Safety signs and procedures must be observed and personal protection and safety equipment must be used at all times.



**Construction work in progress.**  
Parents are advised to warn children of the dangers of entering this site.



**Safety helmets must be worn**




**Unauthorised entry to this site is strictly forbidden.**


Size in mm	800x600
LF.05	

### Roll up wall chart

1200mmx 1200mm roll up wall chart ideal for health and safety notices. Made from high grade banner material so that the board can be rolled up and used time after time.



Clear A4 pockets designed for messages and health and safety bulletins



Size in mm	1200x1200
RO BAN	



## Design your own site entrance board

You can buy these signs as they appear in the book or choose any of the graphics below to make a sign for your requirements. Dibond is a 3mm composite aluminium material very light and strong.

**(Your Logo Here)**

**SITE SAFETY STARTS HERE!**



**Safety helmets must be worn on this site**



**High visibility clothing must be worn in this area**



**Protective footwear must be worn**



**All visitors must report to site office**



**No unauthorised persons allowed beyond this point**



**Children must not play on this site**



**Danger Men at work**



**Danger Deep excavations**

LF.01F 1200x1200 5mm Plastic  
LF.02D 1200x1200 Dibond

**(Your Logo Here)**

All Contractors And Visitors Must Report To The Site Office For A Safety Induction Before Starting Work On Site.



**Construction sites are dangerous**



**Safety helmets must be worn on this site**



**No unauthorised persons allowed beyond this point**



**All visitors must report to site office**

SE.01F - 600x1200 5mm Plastic  
SE.01D - 600x1200 Dibond

**(Your Logo Here)**

All Contractors And Visitors Must Report To The Site Office For A Safety Induction Before Starting Work On Site.


SE.01AF - 600x1200 5mm Plastic  
SE.01AD - 600x1200 Dibond

Size in mm	1200x1200
Dibond	
5mm Plastic	

Size in mm	600x1200
Dibond	
5mm Plastic	


Choose any of the graphics below to design your own site entrance board.

### Mandatory




**Safety helmets must be worn in this area**

MAP.01D - 600x200




**High visibility clothing must be worn in this area**

MAP.05D - 600x200




**Safety helmets and protective footwear must be worn in this area**

MAP.11D - 600x200




**Wear ear protection**

MAP.14D - 600x200




**Protective footwear must be worn**

MAP.13D - 600x200



**All visitors must report to site office**


MAC.03D - 600x200



**Safety helmets must be worn on this site**


MAP.30D - 600x200

### Warning




**Danger Deep excavations**

WAC.01D - 600x200




**Danger Demolition in progress**

WAC.02D - 600x200




**Danger Construction site are dangerous**

WAC.12D - 600x200




**Danger Site entrance**

WAC.18D - 600x200



**Danger Men working overhead**

WAC.03D - 600x200



**Danger Men at work**

WAC.05D - 600x200

### Prohibition



**Strictly no admittance**

PR.A.03D - 600x200



**Children must not play on this site**

PR.C.05D - 600x200



**No unauthorised persons allowed beyond this point**

PR.A.02D - 600x200

## Curve Top & Signs

Ideal for construction companies made from aluminium/plastic composite material, lightweight and strong.



**Warning  
Scaffolding  
incomplete**

S-WAC.15C - 300x400



**Warning  
Falling  
objects**

S-WAC.17C - 300x400



**No access  
unless  
trained  
to do so**

S-PRA.04C - 300x400



**Safety helmets  
must be worn  
in this area**

S-MAP.01C - 300x400



**Scaffolding  
incomplete  
do not use**

S-PRA.14C - 300x400

**CHECK YOUR  
WORKING  
PLATFORM !!**

Is The Ladder Tied ?  
Are All The Boards In Place ?  
Are All The Guardrails  
& Brickguards In Place ?  
If In Doubt -  
Don't Start Work.  
Contact The Site Manager

S-STCC.40C - 300x400



**LOADING BAYS**  
Safe Working Load  
1 1/2 Tons (1772kg)  
EXAMPLE  
1 Pack Bricks/Blocks  
1 Tub Of Mortar  
OR  
1 Pack Of Roofing Tiles  
1 Tub Of Mortar

S-FAA.30C - 300x400



**No Bombing**  
Materials must not  
be thrown from  
scaffolding under  
any circumstances

S-PRA.119C - 300x400

300x400

## Multi-Purpose Signs

Ideal where dual information is required on the same sign.



MUL.01B - 600x450



MUL.02B - 600x450



MUL.03B - 600x400



MUL.04B - 600x450



MUL.06B - 600x450



MUL.08B - 600x450



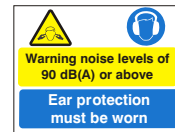
MUL.11F - 300x200



MUL.18B - 600x450



MUL.19B - 600x450



MAP.43C - 400x300



WAC.21B - 600x450



LF.05 - 800x600

### Labels

These labels are available in self adhesive vinyl and are sold in individual labels. If you require large quantities please ring our sales team.



HF.21G 100x100  
HF.21V 200x200



FG.22G 100x100  
FG.22V 200x200



FG.23G 100x100  
FG.23V 200x200



F.24G 100x100  
F.24V 200x200



FL.25G 100x100  
FL.25V 200x200



EX.31G 100x100  
EX.31V 200x200



IR.32G 100x100  
IR.32V 200x200



IRF.33G 100x100  
IRF.33V 200x200



CM.01G 100x100  
CM.01V 200x200



NCM.02G 100x100  
NCM.02V 200x200



TA.51G 100x100  
TA.51V 200x200



PO.52G 100x100  
PO.52V 200x200



EX.53G 100x100  
EX.53V 200x200



TO.54G 100x100  
TO.54V 200x200



CO.55G 100x100  
CO.55V 200x200



DA.41G 100x100  
DA.41V 200x200

Self Adhesive		
Size in mm	200x200	100x100

### Asbestos Labels

Sold as individual labels or a rolls of 250.



AW.768 single  
AP.769 pack of 250



## Fire Extinguishers

Our fire extinguishers comply with the European En3 (CE Standard) quality standard. All fire extinguishers are fully charged and come complete with hoses, horns and brackets.



**Water**  
9 litres EWS9



**Powder**  
1 Kilo EPS1  
2 Kilo EPS2  
4 Kilo EPS4  
6 Kilo EPS6  
9 Kilo EPS9



**Foam**  
2 Litre EFS2  
6 Litre EFS6  
9 Litre EFS9



**Co2**  
2 Kilo EC2  
5 Kilo Ec5

## Fire Extinguisher Stands

Heavy duty (GRP) fire extinguisher stands suitable open plan areas



**Extinguisher Stand for 1**  
750mm x 310mm x 295mm  
(sold without fire extinguishers)  
EST1



**Extinguisher Stand for 2**  
750mm x 630mm x 295mm  
(sold without fire extinguishers)  
EST2



**Extinguisher Stand for 3**  
750mm x 950mm x 295mm  
(sold without fire extinguishers)  
EST3



**Fire Bucket**  
Plastic 'D' shape fire bucket. Holds 2.5 gallons or 25lb sand  
**BBPF**

**Self contained fire alarm** that requires no wiring. Safe reliable and loud (118 DB), ideal industrial premises and portable units



**Screamer**  
(With break glass unit)  
**SCAA1**



**Screamer**  
(With push button)  
**SCAA2**



**Trolley for 2**  
Ideal for building sites and petrol stations, made from strong mild steel with polyester powder-coated finish, comes complete with bell.  
**FPT2**  
(sold without fire extinguishers)

**Rotary Hand Bell High**  
sound output (75DB at 20 metres), with quick and simple installation and maintenance free.  
**JBF.02**



**Air Horn**  
Hand held air horn with non-flammable gas. 300ml aluminium bottle  
**AIRH**



**Break Glass Holders**

- Break Glass with Plain Window.
- Bg1**
- Break Glass with Printed Window.
- BG**
- Spare Plain Window.
- GLP**
- Spare Printed Window.
- GLR**
- Hammer and Chain.
- HAC**



**Fire Blanket**  
Unique patented 3-ply material with two layers of woven glass-fibre compete with inner layer of fire retardant film

- 1.1M x1.1M **FB.11**
- 1.2M x1.2M **FB.12**
- 1.8M x1.2M **FB182**
- 1.75Mx1.75M **Fb175**



## Braille Signs

We supply a range of braille signs for the visually impaired. All signs shown in white on blue are also available in black on white. The 2 letters at the end of each code denote the colour: (WH = white on blue, BL = black on white).

If you can't see the sign you require please ring our sales team who will be happy to help



BR.101.WH 150X225  
BR.101.BL 150X225



BR.102.WH 150X225  
BR.102.BL 150X225



BR.103.WH 150X225  
BR.103.BL 150X225



BR.104.WH 100X75  
BR.104.BL 100X75



BR.105.WH 100X75  
BR.105.BL 100X75



BR.106.WH 225X150  
BR.106.BL 225X150



BR.107.WH 150X150  
BR.107.BL 150X150



BR.108.WH 150X150  
BR.108.BL 150X150



BR.109.WH 150X150  
BR.109.BL 150X150



BR.110.WH 150X150  
BR.110.BL 150X150



BR.111.WH 225X150  
BR.111.BL 225X150



BR.112.WH 225X150  
BR.112.BL 225X150



BR.113.WH 300X150  
BR.113.BL 300X150



BR.114.WH 300X150  
BR.114.BL 300X150



BR.200.WH 300X150  
BR.200.BL 300X150



BR.201.WH 300X150  
BR.201.BL 300X150



BR.202.WH 300X150  
BR.202.BL 300X150



BR.203.WH 225X150  
BR.203.BL 225X150



BR.204.WH 300X150  
BR.204.BL 300X150



BR.205.WH 300X150  
BR.205.BL 300X150



BR.206.WH 300X150  
BR.206.BL 300X150



BR.207.WH 225X150  
BR.207.BL 225X150



BR.208.WH 225X150  
BR.208.BL 225X150



BR.209.WH 225X150  
BR.209.BL 225X150



BR.210.WH 225X150  
BR.210.BL 225X150



BR.211.WH 225X150  
BR.211.BL 225X150



BR.212.WH 225X150  
BR.212.BL 225X150




BR.300.WH 150X150  
BR.300.BL 150X150




BR.301.WH 150X150  
BR.301.BL 150X150




BR.302.WH 150X150  
BR.302.BL 150X150



BR.303.WH 150X150  
BR.303.BL 150X150



BR.304.WH 150X150  
BR.304.BL 150X150




BR.305.WH 150X150  
BR.305.BL 150X150



BR.306.WH 150X150  
BR.306.BL 150X150



BR.307.WH 150X150  
BR.307.BL 150X150



BR.308.WH 150X150  
BR.308.BL 150X150



BR.309.WH 150X150  
BR.309.BL 150X150



BR.400 450X150



BR.401 450X150



BR.402 450X150



BR.403 450X150



BR.404 450X150



BR.405 450X150



BR.406 450X150



BR.407 450X150



BR.408 450X150



BR.409 450X150



BR.410 450X150



BR.411 450X150



BR.412 450X150



BR.413 450X125



BR.500 300X150



BR.501 300X150



BR.502 300X150



BR.700 150X150



BR.600 150X150



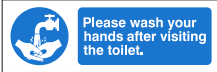
BR.601 150X150



## Hygiene Signs

Hygiene signs are to improve and maintain hygiene within the working environment

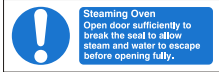
All signs on this page are available in a self adhesive vinyl or a 1mm Rigid Plastic.



HYB.03E - 300x100



HYB.04E - 300x100



HYB.05E - 300x100



HYB.07E - 300x100



MAG.04E - 300x100



HYR.01E - 300x100



PRG.02E - 300x100




DRG.01E - 300x100



HYR.06E - 300x100



HYR.02E - 300x100



HYB.08F - 200x300

## Fire Door Signs



ARC.67A  
ARC.67B



ARC.68A  
ARC.68B



ARC.69A  
ARC.69B



ARC.70A  
ARC.70B

A range of impressive signs finished in Satin Anodised Aluminium (A) or Polished Brass (B).



MAD.01G 100x100



MAD.02G 100x100



MAD.03G 100x100



MAD.04G 100x100



MAD.05G 100x100



MAD.10G 100x100



MAD.12G 100x100



MAD.13G 100x100



MAD.14G 100x100



MAD.15G 100x100



MAD.16G 100x100



MAD.03J 300x300



## Door Signs

All signs in this section are available in a self adhesive vinyl or a 1mm Rigid Plastic.  
If you require a custom size, please see page 35



**Office Manager**

DOR.13E - 300x100

**Conference Room**

DOR.17E - 300x100

**Meeting Room**

DOR.18E - 300x100

**Reception**

DOR.20E - 300x100

**Staff Only**

DOR.21E - 300x100

**Private**

DOR.22E - 300x100

 **No smoking**

PRS.02E - 300x100

**Stores**

DOR.24E - 300x100

**Kitchen**

DOR.25E - 300x100

**Canteen**

DOR.26E - 300x100

**Toilets**

DOR.27E - 300x100

**Male Toilets**

DOR.28E - 300x100

**Female Toilets**

DOR.29E - 300x100

**Visitors Toilet**

DOR.30E - 300x100

**Disabled Toilet**

DOR.31E - 300x100

**Toilets** 

DOR.32E - 300x100

 **Toilets**

DOR.33E - 300x100

**Canteen** 

DOR.34E - 300x100

 **Canteen**

DOR.35E - 300x100

**Reception** 

DOR.36E - 300x100

 **Reception**

DOR.37E - 300x100



DOR.40M  
100x200



DOR.41M  
100x200



DOR.42W  
150x200

## Metallic Mini Signs

Self adhesive metal alloy available in brass or chrome effect. Brass effect is suitable for indoor and outdoor use and chrome effect suitable for indoor use only.



**Toilets**

MMS.01 - 200x50

 **Ladies**

MMS.02 - 200x50

 **Gentlemen**

MMS.03 - 200x50

 **Toilet**

MMS.04 - 200x50

**Manager**

MMS.05 - 200x50

**Office**

MMS.06 - 200x50

**Private**

MMS.07 - 200x50

**Reception**

MMS.08 - 200x50

**Restaurant**

MMS.09 - 200x50

**Kitchen**

MMS.10 - 200x50

**Push**

MMS.11 - 200x50

**Pull**

MMS.12 - 200x50

 **No smoking**

MMS.13 - 200x50




## Posters

High visual poster with step by step instructions for dealing with the most common workplace emergencies.


These posters are laminated with full instructions and ideas for first aiders and non first aider alike.



P301 590MMX420MM



P302 590MMX420MM




P303 590MMX420MM




P304 590MMX420MM



P305 590MMX420MM



P306 590MMX420MM




P307 590MMX420MM



P308 590MMX420MM



P309 590MMX420MM



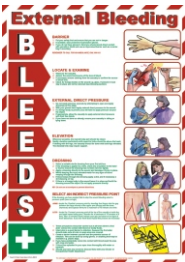
P310 590MMX420MM



P311 590MMX420MM



P312 590MMX420MM




P313 420MMX590MM



P314 420MMX590MM



P315 420MMX590MM



P316 420MMX590MM



P410 508MMX762MM



P411 508MMX762MM



P412 508MMX762MM



HSE -425x600

### Double Sided Hanging Signs

For when a sign needs to be viewed from both sides, made from high quality 3mm rigid plastic.



DSE 01D - 600x200



DSE 03D - 600x200



DSE 04D - 600x200



DSE 05D - 600x200



DSE 02D - 600x200



DSE 07D - 600x200



DPRS.01B - 450x600



DMAP.08B - 450x600



DWAG.08B - 450x600



DFE.10Z - 600X400



DPRS.02D - 600x200

## Underground warning tapes

Rainbow provide a range of high quality tapes to reduce the risk of accidents. Installed 300mm above the buried pipe or cable, these tapes provide an early warning to contractors.

**CAUTION CAUTION CAUTION  
ELECTRIC CABLE BELOW**

TECB 150mm x 365mm

**CAUTION CAUTION CAUTION  
GAS PIPE BELOW**

TGPB 150mm x 365mm

**CAUTION CAUTION CAUTION  
COMMUNICATIONS CABLE BELOW**

TCCB 150mm x 365mm

**CAUTION CAUTION CAUTION  
FIBRE OPTIC CABLE BELOW**

TFOCB 150mm x 365mm

**CAUTION CAUTION CAUTION  
SEWER PIPE BELOW**

TSPB 150mm x 365mm

**CAUTION CAUTION CAUTION  
WATER PIPE BELOW**

TWPB 150mm x 365mm



## ECO Barricade Tape None Adhesive

High visibility barrier tape with warning stripes on both sides, supplied with individual cardboard dispenser cartons. Available in black and yellow or white and red.



ECO BT/R/W 75mm x 500m



ECO BT/Y/B 75mm x 500m

## Hazard & Floor Marking Tapes



Heavy duty self adhesive PVC marking tapes designed for use on floors and walls. Plain tapes are designed to mark aisles in warehouses and courts in sports halls, the stripes are designed for:

Red & White- Fire escapes, Fire Exits and fire fighting equipment.

Green & White- First aid equipment, Safety Showers Safety Areas and Eye Baths

Black & Yellow- Low Beams, Obstacles, Steps & Stairs, Forklift Trucks and other hazards

### Colour Available



HF201Y/B 50mm X 33m



HF202 R/W 50mm X 33m



HF203 W/G 50mm X 33m



HF204 WH 50mm X 33m



HF205 YELL 50mm X 33m



HF206 BL 50mm X 33m



HF207 GR 50mm X 33m



HF208 BL 50mm X 33m



HF204/RED 50mm X 33m

## Free Standing Signs

Made of a heavy duty plastic, standing at 600mm high.  
All our signs are designed to comply with the UK EC legislation.



FS3.01

FS3.02

FS3.03

FS3.04

FS3.05

FS3.06

FS3.01B

## Door Slider Signs



**Step 1:** Choose your text e.g:  
Conference  
Room/Vacant/Engaged.

**Step 2:** Choose the colour required for  
text e.g. Black.

**Step 3:** Place your order.



**Step 1:** Choose your text e.g: We are  
open / We are closed

**Step 2:** Choose the colour required for  
text e.g. Black.

**Step 3:** Place your order.




**Step 1:** Choose your text e.g: Managing  
Director

**Step 2:** Choose the colour required for  
text e.g. Black.

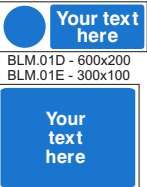
**Step 3:** Place your order.

**1** Pick the sign you require.  
Example: **BLM.01B**  
Pick the material you require.  
Example: **rigid plastic**



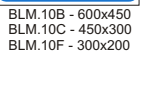
**Your text here**

BLM.01B - 450x600  
BLM.01C - 300x400  
BLM.01F - 200x300  
BLM.01W-150x200



**Your text here**

BLM.01D - 600x200  
BLM.01E - 300x100



**Your text here**

BLM.10B - 600x450  
BLM.10C - 450x300  
BLM.10F - 300x200

**2** Pick your symbol.  
Example: **BEYE**



3EYE 4MAS 5VES 6BOT  
8FAC 8SAW 9HAN 10HOR  
11LIT 12BAC 1MAN 2HEA


**3** Choose the text you require

**Finished Sign**




**Your text here**

**1** Pick the sign you require.  
Example: **BLW.07B**  
Pick the material you require.  
Example: **rigid plastic**




**Your text here**

BLW.07B - 450x600  
BLW.07C - 300x400  
BLW.07F - 200x300



**Your text here**


BLW.05D - 600x200  
BLW.05E - 300x100



**Your text here**

BLW.06B - 600x450  
BLW.06C - 450x300  
BLW.06F - 300x200

**2** Pick your symbol.  
Example: **31CHE**



30HEA 30ELE 31CHE 31FOR 46ACI  
37XCL 38CRA 39HEA 38CRB 47CRO  
42EN 43MAG 44EXP 45GAS 48FAL  
48DEA 49ELE 34ICE 35MAH 49ELE  
39RAD 39SLI 40COM 41STA 50SCA

**3** Choose the text you require

**Finished Sign**



**Your text here**

**1** Pick the sign you require.  
Example: **BLP.01B**  
Pick the material you require.  
Example: **rigid plastic**



**Your text here**

BLP.01B - 450x600  
BLP.01C - 300x400  
BLP.01F - 200x300  
BLP.01W- 150x200



**Your text here**

BLP.04B - 600x450  
BLP.04C - 400x300  
BLP.04F - 300x200

**2** Pick your symbol.  
Example: **68BUC**



61BUC 62SWI 63HAN 64LAD 72NOT  
68BUC 69BUC 70SMO 71NWA 74MAC  
65CUP 66FOR 67NEN 73LIF

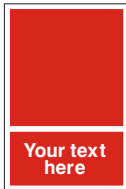
**3** Choose the text you require

**Finished Sign**



**Your text here**

**1** Pick the sign you require.  
Example: **BLM.01B**  
Pick the material you require.  
Example: **rigid plastic**



BLFIR.02F - 200x300



BLFI.01E - 300x100

**2** Pick your symbol.  
Example: **BEYE**



**3** Choose the text you require

### Finished Sign



**1** Pick the sign you require.  
Example: **BLM.01B**  
Pick the material you require.  
Example: **rigid plastic**



BLSAF.0F - 200x300



BLSAF.01E - 300x100



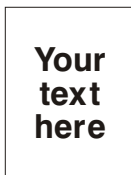
BLSAF.0L - 400x150

**2** Pick your symbol.  
Example: **BEYE**

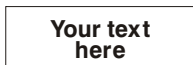


**3** Choose the text you require

### Finished Sign




BLG.01A - 600x900  
BLG.01B - 450x600  
BLG.01C - 300x400  
BLG.01F - 200x300



BLG.01D - 600x200  
BLG.01E - 300x100




BLG.02D - 600x200  
BLG.02E - 300x100




BLG.03D - 600x200  
BLG.03E - 300x100

## Photoluminescent Customised Signs


Please ring our sales team for more information on the customised photoluminescent signs




PH.04B- 450x600



PH.02D- 600x200



PH.03F- 300x200



PH.01E- 300x100

Please ring our sales team for more information on the customised Curve top signs



BLSWAC.1C - 300x400



BLSPPA.02C - 300x400



BLSMAP.03C - 300x400




BLSGEN3C - 300x400

## CCTV Signs

To comply with the Data Protection act 1998 which came in to force on the 1st of March 2000, all companies that use CCTV must identify themselves and the purpose for which the data will be used for.

WAG.07B - 450x600  
WAG.07F - 200x300WAG.01B - 450x600  
WAG.01F - 200x300

CC.01C - 300x400



SN.07B - 450x600



CC.02C - 300x400



CC.03C-300x400



SN.02C - 400x300



SN.03C - 400x300



SN.04C - 400x300



SN.05C - 400x300




SN.06C - 400x300






Zinc plated link chain

**CHA-SIL**




Self adhesive ceiling clips

**HPA.01**




Suspended ceiling clips

**HPA.02**



100mm Ceiling clips

**HUK.03B**



200mm Ceiling clips

**HUK.02A**




300mm to 1m Ceiling clips

**HUK.01**



Self adhesive pads

**HPSA**



200mm Cable ties (pack of 100)

**CTIES2**



300mm Cable ties (pack of 100)

**CTIES3**



Single tube of silicone

**SIL03**



Silicone gun

**SILGUN**



76mm Post clip

**CLIP76**




**BPL**



76mm Cap

**CAP76**



3M x 76mm Plastic Coated Post

**POST3**

**Save 20%**  
with our value  
packs of 10  
signs



PFE 03L - 400x150



PFE 04L - 400x150



PFE 05L - 400x150



PFE 07L - 400x150



PFE 08L - 400x150



PFE 06L - 400x150



PFE15L - 400x150



PFE16L - 400x150



PEX37L - 400x150



PEX38L - 400x150



PEX39L - 400x150



PEX40L - 400x150



PEX41L - 400x150



PEX42L - 400x150



PEX43L - 400x150



PEX44L - 400x150



PEX45L - 400x150



PEX46L - 400x150



PFEF 01E-300x100



PFEF 02E-300x100



PFEF 03E-300x100



PFEF 04E-300x100



PPRS.02W-150x200



PFI 05N  
80x200



PFI 06N  
80x200



PFI 07N  
80x200



PFI 08N  
80x200



F1 09N  
80x200



PFIW.12Y - 150x100



PFIW.13Y - 150x100



PFIW.14Y - 150x100



PFIW.15Y - 150x100