



POLY 16

Quick Guide
Product Range 2009

Compression Fittings
for PE Pipe

Index

Page	Item	Page	Item
6	Adaptors - female	8	Stopcock-Plastic
5	Adaptors - male	8	Tee 90°
19	Insert sets	9	Tee 90° with Threaded female offtake
26	Bush - Reducing BSP		
25	Cap BSP	11	Tee 90° Reducing
20-24	Clamp saddles	11	Tee 90° Threaded male offtake
7	Couplings		
12	Elbow 90°	25	Tee 90° BSP female
12	Elbow 90° Reducing	15-16	Transition fittings
13	Elbow Wall-plate-metal	17	Universal Adaptor for Copper, Steel and PVC
13	Elbow 90° with Threaded female offtake	7	Universal Coupling
16	Elbow 90° with Threaded male offtake	12	Universal 90° Elbow
13	Elbow 90° BSP female	27	Valves -Ball
14	Elbow 90° BSP male x female	28	Valves - Foot
14	Elbow 45°	22	Key Kit for Tapping Saddle
14	Elbow 45° Threaded male offtake	22	Elbow Wall-plate-plastic
15	End cap		
15	Flanged joint		
3-4	Installation Guidelines		
16	Kits for copper		
17	Liner		
26	Nipple BSP		
26	Nipple Reducing BSP		
25	Plug BSP		
7	Repair couplings		
8	Reducing couplings		
16	Reducing kits		
25	Socket BSP		
26	Socket Reducing BSP		

Installation Guidelines

Metric Polyethylene

POLY16 fittings are supplied ready to use on blue or black MDPE pipe.

Cut pipe square. Insert pipe liner into end of pipe. Partially unscrew nut on fitting - do not remove. Push pipe into fitting, twisting slightly, through split ring & seal and until you reach a positive stop. Tighten the nut by hand and then firmly with a wrench.

Imperial PE sizes 1/2 to 1"

Cut pipe square. Unscrew nut and remove split ring and thrust ring. Select correct Insert Set. See pages 14-16 Slide new nut (black) onto pipe followed by new split ring, taper towards nut. Push or tap insert into end of pipe using a flat wooden object. Slide split ring up to insert shoulder. Push complete assembly into end of fitting and tighten the nut by hand and then firmly with a wrench.

Imperial Polyethylene sizes 1 1/2 and 2"

For these sizes simply change the rubber seal and grip ring (and thrust ring on the 1 1/2" size).

Lead Pipe

Cut pipe square. Ensure that outside of pipe is clean. Use a drift tool to round up inside of pipe. Unscrew nut and remove

split ring and thrust ring. Select correct Insert Set. See pages 14-16.

Use a 25mm fitting for 1/2" lead and a 32mm fitting for 3/4" lead.

Slide new nut (black) onto pipe followed by new split ring, taper towards nut. Push or tap insert firmly into end of pipe using a flat wooden object.

Slide split ring up to insert shoulder making sure that there is a 3mm gap in split ring.

Push complete assembly into end of fitting and tighten the nut by hand and then firmly with a wrench.

Copper Pipe

Cut pipe square and deburr. Clean outside of pipe with wire wool or similar and degrease. Unscrew nut and remove split ring, thrust ring and seal ring. Slide new nut (black) onto pipe before pushing the conversion rubber onto the pipe up to the stop. Push complete assembly into end of fitting and tighten the nut by hand and then firmly with a wrench.

End User Responsibility

POLY16 fittings are designed for cold water applications. Whilst polypropylene has excellent chemical resistance users must check suitability of the materials with us.

Warning

Care must be taken to ensure that earth continuity is maintained if inserting Polyethylene piping into existing Lead, Copper or Galvanised pipework.

Caution: Do not use heat

- WRc Approval for above and below ground use
- WRAS Approved
- 16bar max. working pressure
- Impact resistant
- Patented lip seal for improved performance



Male adaptor



Size	GF Code
16 x 1/2"	727926329
16 x 3/4"	727926330
20 x 1/2"	727926306
20 x 3/4"	727926333
20 x 1"	727926332
25 x 1/2"	727926337
25 x 3/4"	727926307
25 x 1"	727926336
32 x 3/4"	727926341
32 x 1"	727926308
32 x 1 1/4"	727926339
32 x 1 1/2"	727926340
40 x 1"	727926346
40 x 1 1/4"	727926309
40 x 1 1/2"	727926345
40 x 2"	727926347
50 x 1"	727926353
50 x 1 1/4"	727926352
50 x 1 1/2"	727926310
50 x 2"	727926351
63 x 1 1/2"	727926358
63 x 2"	727926311

Male adaptor



Size	GF Code
63 x 2 1/2"	727926357
75 x 2"	727926364
75 x 2 1/2"	727926312
75 x 3"	727926363
90 x 2"	727926371
90 x 2 1/2"	727926372
90 x 3"	727926313
90 x 4"	727926369
110 x 3"	727926376
110 x 4"	727926314

Female adaptor



Size	GF Code
16 x 1/2"	727916329
16 x 3/4"	727916330
20 x 1/2"	727916306
20 x 3/4"	727916333
25 x 1/2"	727916337
25 x 3/4"	727916307
25 x 1"	727916336
32 x 3/4"	727916341
32 x 1"	727916308
32 x 1 1/4"	727916340
40 x 1"	727916346
40 x 1 1/4"	727916309
40 x 1 1/2"	727916345
50 x 1"	727916353
50 x 1 1/4"	727916352
50 x 1 1/2"	727916310
50 x 2"	727916351
63 x 1 1/2"	727916358
63 x 2"	727916311
75 x 2"	727916364

Female adaptor



Size	GF Code
75 x 2 1/2"	727916312
90 x 2"	727916371
90 x 2 1/2"	727916372
90 x 3"	727916313
110 x 3"	727916376
110 x 4"	727916314

Coupling



Repair Coupling



Size	GF Code	Size	GF Code
16 x 16	727906305	20 x 20	727936306
20 x 20	727906306	25 x 25	727936307
25 x 25	727906307	32 x 32	727936308
32 x 32	727906308	40 x 40	727936309
40 x 40	727906309	50 x 50	727936310
50 x 50	727906310	63 x 63	727936311
63 x 63	727906311	75 x 75	727936312
75 x 75	727906312	90 x 90	727936313
90 x 90	727906313	110 x 110	727936314
110 x 110	727906314		

Universal Coupling



Size	GF Code
20 x 15 - 21	158001713
20 x 21 - 27	158001714
20 x 27 - 34	158001715
25 x 15 - 21	158001716
25 x 21 - 27	158001717
25 x 27 - 34	158001718
32 x 21 - 27	158001719
32 x 27 - 34	158001720

Reducing Coupling



Size	GF Code
20 x 16	727906334
25 x 16	727906335
25 x 20	727906337
32 x 20	727906340
32 x 25	727906341
40 x 25	727906347
40 x 32	727906346
50 x 32	727906353
50 x 40	727906352
63 x 32	727906356
63 x 40	727906357
63 x 50	727906358
75 x 50	727906363
75 x 63	727906364
90 x 63	727906371
90 x 75	727906370
110 x 90	727906376

Plastic Stopcock



Size	GF Code
20	158001872
25	158001874
32	158001876

Tee 90°



Size	GF Code
16 x 16 x 16	727206305
20 x 20 x 20	727206306
25 x 25 x 25	727206307
32 x 32 x 32	727206308
40 x 40 x 40	727206309
50 x 50 x 50	727206310
63 x 63 x 63	727206311
75 x 75 x 75	727206312
90 x 90 x 90	727206313
110x110 x110	727206314

Tee 90° with threaded female offtake



Size	GF Code
16 x 16 x 1/2"	727216329
16 x 16 x 3/4"	727216330
20 x 20 x 1/2"	727216306
20 x 20 x 3/4"	727216333
25 x 25 x 1/2"	727216337
25 x 25 x 3/4"	727216307
25 x 25 x 1"	727216336
32 x 32 x 1/2"	727216342
32 x 32 x 3/4"	727216341
32 x 32 x 1"	727216308
32 x 32 x 1 1/4"	727216340
40 x 40 x 3/4"	727216347
40 x 40 x 1"	727216346
40 x 40 x 1 1/2"	727216309
40 x 40 x 1 1/4"	727216345

Tee 90° with threaded female offtake



Size	GF Code
50 x 50 x 1"	727216353
50 x 50 x 1 1/4"	727216352
50 x 50 x 1 1/2"	727216310
50 x 50 x 2"	727216351
63 x 63 x 1 1/4"	727216359
63 x 63 x 1 1/2"	727216358
63 x 63 x 2"	727216311
75 x 75 x 2 1/2"	727216312
90 x 90 x 3"	727216313
110x110 x 4"	727216314

Tee 90° with threaded female offtake



Size	GF Code
16 x 16 x 1/2"	727226329
16 x 16 x 3/4"	727226330
20 x 20 x 1/2"	727226306
20 x 20 x 3/4"	727226333
25 x 25 x 1/2"	727226337
25 x 25 x 3/4"	727226307
25 x 25 x 1"	727226336
32 x 32 x 3/4"	727226341
32 x 32 x 1"	727226308
40 x 40 x 3/4"	727226347
40 x 40 x 1 1/4"	727226309
40 x 40 x 1 1/2"	727226349
50 x 50 x 3/4"	727226354
50 x 50 x 1 1/4"	727226355
50 x 50 x 1 1/2"	727226310
63 x 63 x 2"	727226311
63 x 63 x 2 1/2"	727226359

Tee 90° with threaded female offtake



Size	GF Code
50 x 50 x 1"	727216353
50 x 50 x 1 1/4"	727216352
50 x 50 x 1 1/2"	727216310
50 x 50 x 2"	727216351
63 x 63 x 1 1/4"	727216359
63 x 63 x 1 1/2"	727216358
63 x 63 x 2"	727216311
75 x 75 x 2 1/2"	727216312
90 x 90 x 3"	727216313
110x110 x 4"	727216314

Tee 90° with threaded male offtake



Size	GF Code
16 x 16 x 1/2"	727226329
16 x 16 x 3/4"	727226330
20 x 20 x 1/2"	727226306
20 x 20 x 3/4"	727226333
25 x 25 x 1/2"	727226337
25 x 25 x 3/4"	727226307
25 x 25 x 1"	727226336
32 x 32 x 3/4"	727226341
32 x 32 x 1"	727226308
40 x 40 x 3/4"	727226347
40 x 40 x 1 1/4"	727226309
40 x 40 x 1 1/2"	727226349
50 x 50 x 3/4"	727226354
50 x 50 x 1 1/4"	727226355
50 x 50 x 1 1/2"	727226310
63 x 63 x 2"	727226311
63 x 63 x 2 1/2"	727226359

Reducing/Increasing Tee 90°



Size	GF Code
20 x 20 x 16	727206334
20 x 20 x 25*	727206335
25 x 25 x 20	727206337
25 x 25 x 32*	727206338
32 x 32 x 25	727206341
40 x 40 x 32	727206346
50 x 50 x 32	727206353
50 x 50 x 40	727206352
63 x 63 x 32	727206357
63 x 63 x 50	727206358
75 x 75 x 63	727206364

*Indicates increasing on branch.

Elbow 90°



Elbow 90° reducing



Size	GF Code
16 x 16	727106305
20 x 20	727106306
25 x 25	727106307
32 x 32	727106308
40 x 40	727106309
50 x 50	727106310
63 x 63	727106311
75 x 75	727106312
90 x 90	727106313
110 x 110	727106314

Size	GF Code
20 x 16	158050442
25 x 20	158050443

Universal 90° Elbow



Size	GF Code
25 x 15 - 21	158001721
25 x 21 - 27	158001722
25 x 27 - 34	158001723

Elbow 90° with threaded female offtake



Elbow 90° with threaded female offtake



Size	GF Code
16 x 1/2"	727116329
16 x 3/4"	727116330
20 x 1/2"	727116306
20 x 3/4"	727116333
25 x 1/2"	727116337
25 x 3/4"	727116307
25 x 1"	727116336
32 x 1/2"	727116342
32 x 3/4"	727116341
32 x 1"	727116308
32 x 1 1/4"	727116340
40 x 3/4"	727116347
40 x 1"	727116346
40 x 1 1/4"	727116309
40 x 1 1/2"	727116345
50 x 1"	727116318
50 x 1 1/4"	727116319
50 x 1 1/2"	727116310
50 x 2"	727116351
63 x 1 1/4"	727116321
63 x 1 1/2"	727116320
63 x 2"	727116311

Size	GF Code
75 x 2 1/2"	727116312
90 x 3"	727116313
110 x 4"	727116314

Wall-plate elbow



Size	GF Code
20 x 1/2"	720100206
25 x 3/4"	720100207

Elbow 90° with threaded male offtake



Elbow 45°



Size	GF Code	Size	GF Code
16 x 1/2"	727126329	20 x 20	727156306
16 x 3/4"	727126330	25 x 25	727156307
20 x 1/2"	727126306	32 x 32	727156308
20 x 3/4"	727126333	40 x 40	727156309
25 x 1/2"	727126337	50 x 50	727156310
25 x 3/4"	727126307	63 x 63	727156311
25 x 1"	727126336		
32 x 1/2"	727126338		
32 x 3/4"	727126339		
32 x 1"	727126308		
40 x 1"	727126344		
40 x 1 1/4"	727126309		
40 x 1 1/2"	727126345		
50 x 1 1/4"	727126352		
50 x 1 1/2"	727126310		
63 x 1 1/4"	727126313		
63 x 1 1/2"	727126312		
63 x 2"	727126311		
63 x 2 1/2"	727126314		

Elbow 45° with threaded male offtake



Size	GF Code
20 x 1/2"	727166306
25 x 3/4"	727166307
32 x 1"	727166308
40 x 1 1/4"	727166309
50 x 1 1/2"	727166310
63 x 2"	727166311

End cap



Flanged joint



Size	GF Code	Size	GF Code
16	727966305	50 x 1 1/2"	727706350
20	727966306	50 x 2"	727706351
25	727966307	63 x 2"	727706311
32	727966308	63 x 2 1/2"	727706357
40	727966309	75 x 2 1/2"	727706312
50	727966310	75 x 3"	727706363
63	727966311	90 x 3"	727706313
75	727966312	90 x 4"	727706369
90	727966313	110 x 4"	727706314
110	727966314		

Transition fittings metal-plastic PN16

Male adaptor



Size	GF Code
20 x 1/2"	158001569
25 x 3/4"	158001570
32 x 3/4"	158001571
32 x 1"	158001572
32 x 1 1/4"	158001573
40 x 1"	158001574
40 x 1 1/4"	158001575
50 x 1 1/2"	158001576
63 x 2"	158001577

Female adaptor



Size	GF Code
20 x 1/2"	158001578
25 x 3/4"	158001579
32 x 1"	158001580
40 x 1 1/4"	158001581
50 x 1 1/2"	158001582
63 x 2"	158001583

Elbow 90° with threaded male offtake



Size	GF Code
20 x 1/2"	158001584
25 x 3/4"	158001585
32 x 3/4"	158001586
32 x 1"	158001587
40 x 1"	158001588
40 x 1 1/4"	158001589

Reducing kits



Size	GF Code
25 x 20	727826430
32 x 20	727826431
32 x 25	727826432
40 x 20	727826433
40 x 25	727826434
40 x 32	727826435
50 x 25	727826436
50 x 32	727826437
50 x 40	727826438
63 x 25	727826439
63 x 32	727826440
63 x 40	727826441
63 x 50	727826442

Kits for copper BS EN 1057



Size	GF Code
20mm x 15	727826400
25mm x 22	727826401
32mm x 28	727826402

Universal Adaptor for copper, steel & PVC

(Black)



Size	GF Code
20mm x 15	158007101
25mm x 22(1/2)	158007102
32mm x 28(3/4)	158007103
	non end load

Pipe Support Liner MDPE


BS 6572 (below ground) **BS6730** (above ground)



Size	GF Code
20mm	158007282
25mm	158007283
32mm	158007284
50mm	158007285
63mm	158007286

Insert for Imperial Polyethylene Pipe Insert/Split Ring Set BS 1972 LD Class D

(Light Green/Black)




Size	GF Code
1/2"	158007260
3/4"	158007265
1"	158007271
1 1/4"	158007275
1 1/2"	158007277

* full flow

Insert for Imperial Polyethylene Pipe Insert/Split Ring Set BS 1972 LD Class C

(Light Blue/Black)




Size	GF Code
3/8"	KN01700*
1/2"	158007258
3/4"	158007263
3/4" x 1/2"	158007262
1"	158007269
1" x 1/2"	158007267
1" x 3/4"	158007268
1 1/4"	158007273
1 1/2"	158007277
2"	158007278

**Insert for Imperial
Polyethylene Pipe
/Split Ring Set
BS 3284 HD Class C
(Dark Blue/Black)**




Size	GF Code
1/2"	158007259
3/4"	158007264
1"	158007270
1 1/4"	158007274
1 1/2"	158007277
2"	158007278

**Insert for Imperial
Polyethylene Pipe
Insert/Split Ring Set BS
3284 HD Class D
(Dark Green/Black)**




Size	GF Code
3/8"	KN01700*
1/2"	158007261
3/4"	158007266
1"	158007272
1 1/4"	158007276
1 1/2"	158007277
2"	158007278

**Insert/Split Ring Set BS
1972/61 IRS 134 Normal
Gauge
(Red)**



Size	GF Code
1/2"	158007293
3/4"	158007290
3/4" x 1/2"	158007294
1"	158007296
1" x 1/2"	158007297
1" x 3/4"	158007298
1 1/4"	158007300
1 1/2"	158007302
2"	158007278

**Insert/Split Ring Set BS
1972/61 IRS 135 Heavy
Gauge
(Pale Blue)**



Size	GF Code
1/2"	158007292
3/4"	158007291
1"	158007295
1 1/4"	158007299
1 1/2"	158007301

* full flow

Insert Set Lead

(Brown)



Size	GF Code
$\frac{1}{2}$ " x 7lb Use with 25mm fitting	158007280
$\frac{3}{4}$ " x 11lb Use with 32mm fitting	158007281

GRIP RING FOR PVC-U, ABS & PE-X



Size	GF Code
20mm	727826415
25mm	727826416
32mm	727826417
40mm	727826418
50mm	727826419
63mm	727826420

POLY16 Plus Tapping Saddles

680C - Tapping Saddle for PE pipes with compression fittings offtake, O-ring gasket and galvanised bolts and nuts



Size	GF Code	Size	GF Code
50	700627715	110	700627732
50	700627716	110	700627733
50	700627717	125	700627734
63	700627718	125	700627735
63	700627719	125	700627736
63	700627720	125	700627737
75	700627721	125	700627738
75	700627722	140	700627739
75	700627723	140	700627740
90	700627724	140	700627741
90	700627725	140	700627742
90	700627726	140	700627743
110	700627727	160	700627744
110	700627728	160	700627745
110	700627729	160	700627746
110	700627730	160	700627747
110	700627731		

680C - Tapping Saddle for PE pipes with threaded female offtake, O-ring gasket and galvanised bolts and nuts



Size	GF Code
50	700627781
63	700627782
75	700627783
90	700627784
90	700627785
110	700627786
110	700627787
125	700627788
140	700627789
160	700627790

684C - Tapping Saddle for PE and PVC pipes with compression fittings offtake, flat gasket and stainless steel bolts and nuts



Size	GF Code	Size	GF Code
50	700627748	110	700627765
50	700627749	110	700627766
50	700627750	125	700627767
63	700627751	125	700627768
63	700627752	125	700627769
63	700627753	125	700627770
75	700627754	125	700627771
75	700627755	140	700627772
75	700627756	140	700627773
90	700627757	140	700627774
90	700627758	140	700627775
90	700627759	140	700627776
110	700627760	160	700627777
110	700627761	160	700627778
110	700627762	160	700627779
110	700627763	160	700627780
110	700627764		

684F - Tapping Saddle for PE and PVC pipes with threaded female offtake, flat gasket and stainless steel bolts and nuts



Size	GF Code
50	700627791
63	700627792
75	700627793
90	700627794
90	700627795
110	700627796
110	700627797
125	700627798
140	700627799
160	700627800

Key Kit for Tapping Saddle Universal Line

Size	GF Code
L (little)	15805177'
M (medium)	15800177 _o
B (Big)	158001779



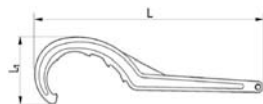
POLY16 Plus Plastic Wall Plate Elbow

Size	GF Code
20	158001919
25	158001920



Metal Tightening Wrench for POLY16 Plus fittings

Size	GF Code
16-32	799198097
40-63	799198098
75-110	799198099



Blanking Plug

Size	GF Code
20	158050437
25	158050438
32	158050439
40	158050440
50	158050441



Clamp Saddles with reinforcing ring, gasket and galvanized bolts



Size	GF Code	Size	GF Code
20 x 1/2"	158001041	125 x 1"	158001080
25 x 1/2"	158001042	125 x 1 1/4"	158001082
25 x 3/4"	158001043	125 x 1 1/2"	158001081
32 x 1/2"	158001044	125 x 2"	158001083
32 x 3/4"	158001045	125 x 3"	158001084
32 x 1"	158001046	125 x 4"	158001085
40 x 1/2"	158001047	140 x 1/2"	158001086
40 x 3/4"	158001048	140 x 3/4"	158001087
40 x 1"	158001049	140 x 1"	158001088
50 x 1/2"	158001050	140 x 1 1/4"	158001090
50 x 3/4"	158001051	140 x 1 1/2"	158001089
50 x 1"	158001052	140 x 2"	158001091
50 x 1 1/4"	158001053	140 x 3"	158001092
63 x 1/2"	158001054	140 x 4"	158001093
63 x 3/4"	158001055	160 x 1/2"	158001094
63 x 1"	158001056	160 x 3/4"	158001095
63 x 1 1/4"	158001058	160 x 1"	158001096
63 x 1 1/2"	158001057	160 x 1 1/4"	158001098
75 x 1/2"	158001059	160 x 1 1/2"	158001097
75 x 3/4"	158001060	160 x 2"	158001099
75 x 1"	158001061	160 x 3"	158001100
75 x 1 1/4"	158001063	160 x 4"	158001101
75 x 1 1/2"	158001062	200 x 1 1/2"	158001108
75 x 2"	158001064	200 x 2"	158001109
90 x 1/2"	158001065	200 x 3"	158001110
90 x 3/4"	158001066	200 x 4"	158001111
90 x 1"	158001067	225 x 1 1/2"	158001112
90 x 1 1/4"	158001069	225 x 2"	158001113
90 x 1 1/2"	158001068	225 x 3"	158001114
90 x 2"	158001070	225 x 4"	158001115
110 x 1/2"	158001071	250 x 2"	158001116
110 x 3/4"	158001072	250 x 3"	158001117
110 x 1"	158001073	250 x 4"	158001118
110 x 1 1/4"	158001075	280 x 2"	158001119
110 x 1 1/2"	158001074	280 x 3"	158001120
110 x 2"	158001076	280 x 4"	158001121
110 x 3"	158001077	315 x 2"	158001122
125 x 1/2"	158001078	315 x 3"	158001123
125 x 3/4"	158001079	315 x 4"	158001124

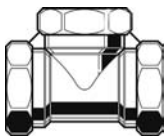
Double Clamp Saddle with reinforcing rings, gaskets and galvanized bolts



Size	GF Code	Size	GF Code
20 x 1/2"	158001125	125 x 3/4"	158001163
25 x 1/2"	158001126	125 x 1"	158001164
25 x 3/4"	158001127	125 x 1 1/4"	158001166
32 x 1/2"	158001128	125 x 1 1/2"	158001165
32 x 3/4"	158001129	125 x 2"	158001167
32 x 1"	158001130	125 x 3"	158001168
40 x 1/2"	158001131	125 x 4"	158001169
40 x 3/4"	158001132	140 x 1/2"	158001170
40 x 1"	158001133	140 x 3/4"	158001171
50 x 1/2"	158001134	140 x 1"	158001172
50 x 3/4"	158001135	140 x 1 1/4"	158001174
50 x 1"	158001136	140 x 1 1/2"	158001173
50 x 1 1/4"	158001137	140 x 2"	158001175
63 x 1/2"	158001138	140 x 3"	158001176
63 x 3/4"	158001139	140 x 4"	158001177
63 x 1"	158001140	160 x 1/2"	158001178
63 x 1 1/4"	158001142	160 x 3/4"	158001179
63 x 1 1/2"	158001141	160 x 1"	158001180
75 x 1/2"	158001143	160 x 1 1/4"	158001182
75 x 3/4"	158001144	160 x 1 1/2"	158001181
75 x 1"	158001145	160 x 2"	158001183
75 x 1 1/4"	158001147	160 x 3"	158001184
75 x 1 1/2"	158001146	160 x 4"	158001185
75 x 2"	158001148	200 x 2"	150001193
90 x 1/2"	158001149	200 x 3"	150001194
90 x 3/4"	158001150	200 x 4"	150001195
90 x 1"	158001151	225 x 1 1/2"	150001196
90 x 1 1/4"	158001153	225 x 2"	150001197
90 x 1 1/2"	158001152	225 x 3"	150001198
90 x 2"	158001154	225 x 4"	150001199
110 x 1/2"	158001155	250 x 2"	150001200
110 x 3/4"	158001156	250 x 3"	150001201
110 x 1"	158001157	250 x 4"	150001202
110 x 1 1/4"	158001159		
110 x 1 1/2"	158001158		
110 x 2"	158001160		
110 x 3"	158001161		
125 x 1/2"	158001162		

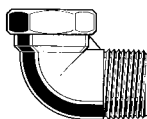
BSP Threaded Fittings

Tee Female



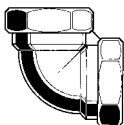
Size	GF Code
1/2"	ST 15
3/4"	ST 20
1"	ST 25
1 1/4"	ST 32
1 1/2"	ST 40
2"	ST 50

Elbow Male x Female



Size	GF Code
1/2"	SMFE 15
3/4"	SMFE 20
1"	SMFE 25
1 1/4"	SMFE 32

Elbow Female



Size	GF Code
1/2"	SE 15
3/4"	SE 20
1"	SE 25
1 1/4"	SE 32
1 1/2"	SE 40
2"	SE 50

Screwed Plug



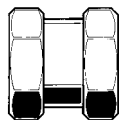
Size	GF Code
1/2"	SP15
3/4"	SP20
1"	SP25
1 1/4"	SP32
1 1/2"	SP40
2"	SP50

Cap



Size	GF Code
1/2"	SC15
3/4"	SC20
1"	SC25
1 1/4"	SC32
1 1/2"	SC40
2"	SC50

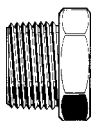
Socket



Size	GF Code
1/2"	SS15
3/4"	SS20
1"	SS25
1 1/4"	SS32
1 1/2"	SS40
2"	SS50

BSP Threaded Fittings

Reducing Bush



Size	GF Code
3/4" x 1/2"	SRB2015
1" x 3/8"	SRB2510
1" x 1/2"	SRB2515
1" x 3/4"	SRB2520
1 1/4" x 3/4"	SRB3220
1 1/4" x 1"	SRB3225
1 1/2" x 3/4"	SRB4020
1 1/2" x 1"	SRB4025
1 1/2" x 1 1/4"	SRB4032
2" x 3/4"	SRB5020
2" x 1"	SRB5025
2" x 1 1/4"	SRB5032
2" x 1 1/2"	SRB5040

Nipple



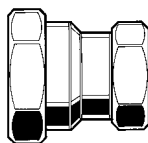
Size	GF Code
1/2"	SHN15
3/4"	SHN20
1"	SHN25
1 1/4"	SHN32
1 1/2"	SHN40
2"	SHN50

Nipple Reducing



Size	GF Code
3/4" x 1/2"	SRHN2015
1" x 1/2"	SRHN2515
1" x 3/4"	SRHN2520
1 1/4" x 3/4"	SRHN3220
1 1/4" x 1"	SRHN3225
1 1/2" x 3/4"	SRHN4020
1 1/2" x 1"	SRHN4025
1 1/2" x 1 1/4"	SRHN4032
2" x 3/4"	SRHN5020
2" x 1"	SRHN5025
2" x 1 1/4"	SRHN5032
2" x 1 1/2"	SRHN5040

Reducing Socket



Size	GF Code
3/4" x 1/2"	SRS2015
1" x 1/2"	SRS2515
1" x 3/4"	SRS2520
1 1/4" x 3/4"	SRS3220
1 1/4" x 1"	SRS3225
1 1/2" x 3/4"	SRS4020
1 1/2" x 1"	SRS4025
1 1/2" x 1 1/4"	SRS4032
2" x 3/4"	SRS5020
2" x 1"	SRS5025
2" x 1 1/2"	SRS5040

Plastic Valves

Ball Valve
Valve with BSP threaded
female ends
ISO/BS PN 16



Size	Code
3/8"	VSI12F160
1/2"	VSI12F200
3/4"	VSI12F250
1"	VSI12F320
1 1/4"	VSI12F400
1 1/2"	VSI12F500
2"	VSI12F630
2 1/2"	VSI12F750
3"	VSI12F900
4"	VSI12F910

Ball Valve
Valve with BSP threaded
male/female ends
ISO/BS PN 16



Size	Code
3/8"	VSI13F160
1/2"	VSI13F200
3/4"	VSI13F250
1"	VSI13F320
1 1/4"	VSI13F400
1 1/2"	VSI13F500
2"	VSI13F630

Ball Valve
Valve with nut & hose
adaptor
ISO/BS PN 16



Size	Code
3/8" x 16	VSI14P16A
3/8" x 20	VSI14P16B
1/2" x 16	VSI14P20A
1/2" x 20	VSI14P20B
3/4" x 20	VSI14P25B
3/4" x 25	VSI14P25C
1" x 25	VSI14P32C
1" x 32	VSI14P40D

Ball Valve
Valve with quick joint
ISO/BS PN 16



Size	Code
1/2" x 20	VSI16P200
3/4" x 25	VSI16P250
1" x 32	VSI16P320
1 1/4" x 40	VSI16P400
1 1/2" x 50	VSI16P500
2" x 63	VSI16P630

Plastic Valves

Foot Valve BSP
threaded with PP
screen



Size	Code
1"	FV 25
1 ¹ / ₄ "	FV 32
1 ¹ / ₂ "	FV 40
2"	FV 50
2 ¹ / ₂ "	FV 63

Stockist



George Fischer Sales Limited
Paradise Way, Coventry CV2 2ST
Tel. 024 7653 5535, Fax. 024 7653 0450
email uk.ps@georgfischer.com
website www.georgefischer.co.uk

