


Pit Jacks Manually Operated Pit Jacks

WHPJ13



WHPJ13



13 Tonne capacity with a lifting stroke of 400mm.

Suitable for pit widths ranging from 800mm to 1200mm (non-standard widths can be made to order).

Twin chromium plated rams with the latest seal technology to ensure long and trouble-free life. Air approach to load - thereafter, manually operated.

Air Operated Pit Jacks

WHPJ13A / 20A



WHPJ13A & WHPJ20A

Two models - 13 Tonne and 20 Tonne capacity with a lifting stroke of 400mm.

Suitable for pit widths ranging from 800mm to 1200mm (non-standard widths can be made to order).

FULLY AIR-OPERATED.

Twin chromium plated rams with the latest seal technology to ensure long and trouble-free life.

Transmission Jacks Vertical Transmission Jacks

Quality range of Transmission Jacks from 300kg up to 1500kg capacity single-stage and telescopic models, for use on both commercial and passenger vehicles. Easily manoeuvrable on swivel-type castor wheels and complete with hard chromium plated rams for greater durability.



ST500A
Telescopic 500kg capacity H.D. commercial

Supplied c/w adjustable universal cradle with 15° tilt front/back and 10° side/side. Alternative foot or hand operated pump unit.
*Standard base size - 890mm x 890mm / Assym base size 890mm x 1370mm.



WTS1500

WTS1500
1500kg capacity, Motor/Gearbox/Under-Axle Jack for removal of heavy components

Used in pits or under lifts.

- Robust and extremely stable
- manoeuvrability/two lockable wheels
- Twin hand pump with controlled lowering



JT030

JT030
General purpose light duty 300kg capacity Transmission Jack

Precise lowering mechanism with 'Dead Man's' release. Foot pedal for easy lifting.

Model No.	ST500A	WTS1500	JT030
Lifting Capacity kg	500	1500	300
Min' Height mm	1050	850	1180
Max' Height mm	1790	1810	2005
Frame Width mm	890 (Std)	800x850	600
Net Weight kg	130	130	31

Trolley Type Transmission Jacks



WHTJ1000

WHTJ1000
The WHTJ1000 is an extremely versatile Transmission Jack for handling loads of up to 1 Tonne with a closed height of only 200mm and can accommodate most engine or gearbox removals.

The standard cradle is adjustable 15° tilt front/back and 10° side/side. Overload fitted as standard. An optional adaptor plate can also be supplied (TJAP1000).



CTJ

CTJ Range
Commercial Transmission Jacks 1000kg / 1500kg & 2000kg capacity

The 'CTJ' range of trolley-type Transmission Jacks are designed for general workshop applications. Three models, all with the following features:

- Double-acting pump unit
- Four swivel-type castor wheels (two are lockable)
- Adjustable cradle c/w corner supports (cradle tilts 5° front/back))
- Supplied with safety strap to secure the work piece

Model No.	WHTJ1000	CTJ1000	CTJ1500	CTJ2000
Lifting Capacity kg	1000	1000	1500	2000
Min' Height mm	200	235	235	235
Max' Height mm	740	810	810	810
Min' Height with Adaptor mm	-	360	360	360
Frame Length mm	1070	1320	1320	1320
Frame Width mm	760	740	740	740
Size of Adaptor Plate mm	740 x 510	-	-	-
Net Weight of Trolley kg	111	170	190	210
Net Weight of Adaptor kg	37	-	-	-