

Quality is more than a word

ESPEC

Vacuum Oven

VAC·LCV



Vacuum ovens and vacuum driers that serve a wide array of uses

ESPEC vacuum ovens are designed for easy operation on production lines. They provide a variety of features such as five application-specific operation modes. Program Mode can remember up to nine operation steps. Direct-heated vacuum driers speedily perform tasks that use nitrogen such as anaerobic baking, defoaming, hardening and deaerating.

VAC - 100PR



VAC - 200PR



VAC - 300PR



LCV - 233P

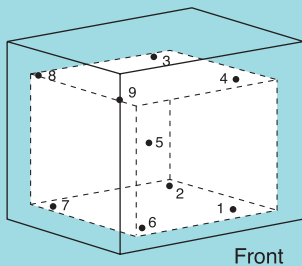


Excellent temperature uniformity and ease of operation



Inside chamber (The hermetic terminals are optional.)

Interior chamber temperature uniformity measurement data



Model: VAC-300R
 Temperature setting: + 200°C
 Pressure: 400 Pa vacuum
 Ambient temperature: + 27°C

*Temperature uniformity for interior center (point 5) and eight interior points with no specimen.

Point	1	2	3	4	5	6	7	8	9	Uniformity
Temp. (°C)	+181.7	+189.1	+188.6	+185.6	+186.6	+186.2	+190.5	+188.6	+189.7	±4

* Measurement results above are shown as an example.



Pa readout



Torr readout

- **Double-layered interior construction for great temperature uniformity**

The vacuum chamber features double-layered construction. A heater on the exterior of the inner chamber minimizes heat loss and improves temperature uniformity. This allows even more uniform heat treatment and improves machine efficiency by reducing heat up time.

- **Design emphasizing ease of use**

More than 110 mm of space is provided between floor and bottom of the unit allow for easy loading and unloading of specimens using a hand lift. The design also includes ease-of-use features, such as door handles with a recoil-free locking mechanism for smooth opening and closing.

- **Suitable for a wide range of usages**

The ovens are ideal for a range of applications, such as electronic component production, including defoaming when mixing silicone rubber or resins in LED production, deaerating during resin forming, hardening when injecting epoxy for hybrid ICs, and drying electronic components after washing.

- **Torr-Pa selection function**

The Torr-Pa selection function is standard; however, the display panel can be switched to Torr units with the touch of a button.

- **Viewing window for full view of specimen (Optional)**

The viewing window is curved very slightly to eliminate exterior reflections.

Vacuum control modes to suit a wide range of applications

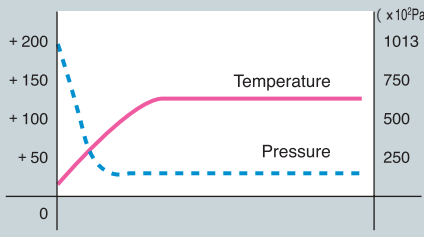
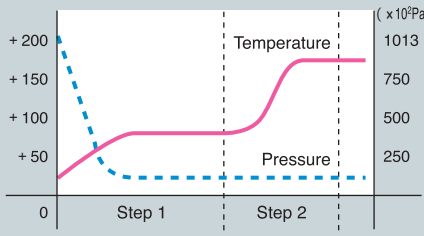
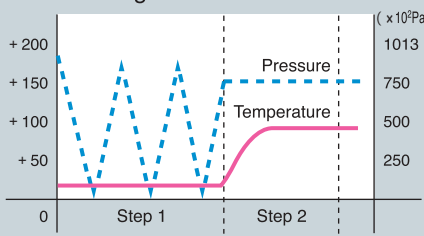
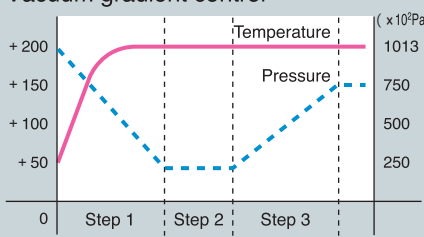
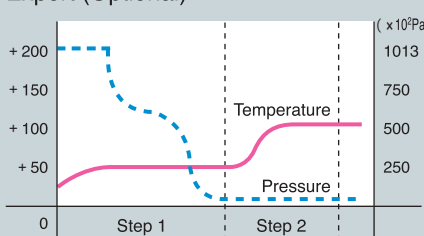
Five operation modes to be chosen

The ovens feature a selection of five operating modes, including constant operation, allowing timer-controlled start and stop (on/off); program modes, allowing programmed operation of up to nine steps; gas exchange mode; vacuum gradient control mode; and expert mode, allowing repeated high-volume processing of identical specimens. The expert mode can be selected as an option. Users can select an operation that suits a particular application from the five operating modes.

Expert Mode demonstrates its capabilities in repeated high-volume processing (Optional)

A jog dial is provided for fine control of the depressurization rate. The depressurization schedule used is stored and can be called up for subsequent operations to ensure accurate processing. Expert Mode eliminates the fussing with valve controls for each process, and is ideally suited for repeated high-volume processing of identical specimens.

Five operation modes

Program and Typical pattern	Details	Main applications
<p>Constant value</p> 	<ul style="list-style-type: none"> • Sets the constant operation temp. and pressure. • Timer-controlled setting "on/off" is also possible. 	Vacuum drying
<p>Program</p> 	<ul style="list-style-type: none"> • Two temp. and pressure program patterns can be set in up to nine steps. • Pressure decrease and increase time cannot be controlled (ramp operation). 	Vacuum hardening
<p>Gas exchange</p> 	<ul style="list-style-type: none"> • Gas exchange is performed three times in step one. Temp. cannot be controlled, however. • Temp. and pressure can be programmed and controlled from step 2 to step 9. 	Drying in N ₂ gas
<p>Vacuum gradient control</p> 	<ul style="list-style-type: none"> • The pressure decrease and increase times can be controlled (ramp operation). • Temp. can be programmed and controlled in up to step 9. 	Defoaming vacuum drying
<p>Expert (Optional)</p> 	<ul style="list-style-type: none"> • The jog dial can be used to control, record, and reproduce depressurization. • The depressurization process can be recorded in step 1 only. (Pressure increase cannot be controlled.) • Temp. and pressure can be programmed and controlled in up to step 9. 	Defoaming

TEMP. & PRESSURE INDICATOR CONTEOLLER

Operation mode	Constant value Programs (9 steps/ 2 patterns) Gas exchange Vacuum gradient control
Setting range	Temperature: 0 to +200 Pressure: 0 to 1013 × 10 ² Pa Time: 1 min. to 99 hours 59 min.
Setting and indication resolution	Temperature: 1 Pressure: 1 × 10 ² Pa Time: 1 minute
Communications function	E-BUS
Alarm functions	Upper and lower temp. and pressure limit alarm Temp. and pressure sensor disconnection alarm Overheat protector operation alarm Thermal fuse disconnection alarm CPU memory error alarm Motor valve malfunction alarm Vacuum pump thermal relay operation alarm

SPECIFICATIONS

Model	VAC-100PR	VAC-200PR	VAC-300PR
Power supply *1	200V AC 1 2W 50/60Hz, 220V AC 1 2W 60Hz, 240V AC 1 2W 50/60Hz	200V AC 3 3W 50/60Hz, 230V AC 1 2W 50/60Hz	200V AC 3 3W 50/60Hz
Maximum power consumption	2.75kVA	3.65kVA	2.75kVA
Pressure control system	Fuzzy control		
Operating temperature	+ 5 to + 35 (+ 41 to + 95°F)		
Temperature control range	+ 40 to + 200 (+ 104 to + 392°F)		
Temperature fluctuations	± 0.5 (vacuum), ± 1 (atmospheric)		
Temperature heat-up rate *2	Within 50 min.	Within 70 min.	Within 80 min.
Pressure control range	933 to 1 [× 10 ² Pa]		
Attainment pressure *3	Below 133 Pa		
Pressure pull-down rate *3	Within 7 min.	From atmospheric pressure to 133 Pa Within 15 min.	Within 30 min.
Pressure recovery time	Within 4 min.	Inlet open to atmosphere Within 8 min.	Within 15 min.
Construction	Exterior material	Enameled cold-rolled steel plate	
	Vacuum chamber	Stainless steel plate (SUS304)	
	Interior material	Stainless steel plate (NSS430M3)	
	Insulation	Glass wool	
	Heater	Mica heater	
	Inlet	R 1/4 inch, max. operating pressure 0.05 MPa (0.5 kg/cm ² G)	
	Outlet	28 mm external dia. rubber hose connection	
Oil rotary vacuum pump	Motor	200V AC 1 50/60Hz 550W	200V AC 3 50/60Hz 550W
	Design exhaust speed	200L/min. (50Hz), 240L/min. (60Hz)	
	Attainment pressure	6.7 × 10 ⁻² Pa	
	Auxiliary functions	Gas ballast valve, oil mist trap	
Fittings	Adjuster feet and casters (free moving) (× 4 each)		
Effective inside capacity (L)	91	216	512
Effective inside dimensions	W450 × H450 × D450 mm (W18.0 × H18.0 × D18.0 inch)	W600 × H600 × D600 mm (W24.0 × H24.0 × D24.0 inch)	W800 × H800 × D800 mm (W32.0 × H32.0 × D32.0 inch)
Outside dimensions *4	W870 × H1450 × D662 mm (W34.8 × H58.0 × D26.5 inch)	W1020 × H1600 × D812 mm (W40.8 × H64.0 × D32.5 inch)	W1220 × H1800 × D1012 mm (W48.8 × H72.0 × D40.5 inch)
Weight (kg)	320 (328 for 220, 230, 240V)	400 (408 for 220, 230, 240V)	610

*1 Voltage fluctuations within ± 10% of rated voltage.

*2 Time to attain stable temperature the center of chamber with no specimen, under vacuum with ambient temperature of +23°C and temperature setting of +200°C.

*3 Constant temperature inside chamber with no gas generation from specimen.

*4 Excluding protrusions.

SAFETY DEVICES

Leakage breaker
Overheat protector
Thermal fuse
Thermal relay

ACCESSORIES

Shelves (Stainless steel punched trays) 2
VAC-100 PR: W435 × H13.5 × D435 (mm)
Maximum load: 30kg per shelf (evenly-distributed load)
VAC-200 PR: W585 × H13.5 × D585 (mm)
Maximum load: 30kg per shelf (evenly-distributed load)
VAC-300 PR: W785 × H13.5 × D785 (mm)
Maximum load: 20kg per shelf (evenly-distributed load)

* Two shelves are included as standard, and up to five can be fitted.
Total specimen weight must not exceed 100kg.

Eyebolt hole cover 4
Cartridge fuse (2.0A) 1
User's manual 1

OPTIONS (VAC)

Expert Mode

The jog dial can be used to precisely control, record, and reproduce depressurization.



Pirani vacuum gauge

Pressure is displayed digitally, while this gauge is used to measure pressure accurately below 2,700 Pa.

- Measuring range: 0.4 to 2,700 Pa
- Measuring accuracy: within $\pm 3\%$ of full-scale 100% equivalent on linear scale

* The temperature and pressure recorder or the paperless recorder cannot be fitted to the VAC-100PR if the Pirani vacuum gauge is installed.



Hermetic terminals for voltage application

Used when applying to specimens voltage.

- Specifications: Hermetic terminal (four-core)
- Max. current: 6 A
- Max. voltage: 200V AC, 250V DC
- Mounted location: Oven rear

* Up to four hermetic connectors can be connected to terminals for voltage application and thermocouples.

Hermetic terminals for thermocouples

Used for connecting to thermocouples from specimens or interior chamber.

Specifications: Hermetic terminal (eight-core, four pairs)
Mounted location: Oven rear

* Up to four hermetic connectors can be connected to terminals for thermo-couples and voltage application.



for voltage application



for thermocouples

Terminal for recorder

Output interior temperature and pressure via 1 to 5V DC linear output.

Temperature: +20 to +220, 1V to 5V

- Pressure: 0 to 106.7 kPa, 1V to 5V
- Mounted location: Oven rear (above inlet)

Paperless recorder

Records temperature and pressure inside the chamber. Additional inputs may also be recorded.

Temperature range: +20 to +220

Pressure range: 0 to 106.8kPa

Number of inputs (Initial setting):

Temperature 1

Pressure 1

(4 more channels can be turned ON)

Data saving cycle: 5 sec

External recording media:

CF memory card (32MB)

Language Support: ENG, JPN

* The Pirani vacuum gauge cannot be fitted to the VAC-100PR if the paperless recorder is installed.



Temperature and pressure recorder

Records the interior oven temperature and pressure.

- Temperature range: +20 to +220
- Pressure range: 0 to 106.7 kPa
- Inputs: Temperature ($\times 1$), Pressure ($\times 1$)
- Recording method: Intermittent recording

* The Pirani vacuum gauge cannot be fitted to the VAC-100PR if the temperature and pressure recorder is installed.



DANGER

Do not use specimens which are explosive or flammable, or which contain such substances. To do so could be hazardous, as this may lead to fire or explosion.



CAUTION

Read the User's manual thoroughly prior to use to ensure correct operation of the vacuum pump.

OPTIONS (VAC)

External alarm terminal

If the safety device of the chamber activates, an error is notified to a distance via the external alarm terminal.

- Power capacity: 250V AC, 3A
- Operation: Connection output when error occurs (closed)
- Mounted location: Oven rear (above inlet)

Signal tower

Illuminates to indicate errors when the safety device activates.

- Color: Red
- Mounting location: Top panel

Viewing window

Equipped with a slightly curved viewing window made of hardened glass.

- W324 × H336mm



Integrating hour meter

Indicates the total integrated operating time.

This is used as a guide for time recording during continuous operation, as well as for maintenance and inspection timing.

- Mounting location: Bottom of operating panel

Inlet filter

Filters the air drawn into the depressurized interior.

- Pore size: 0.2 μm
- Max. pressure: 411.9 kPa (4.2 kg/cm²)
- Connector: NPT 1/8, male screw
- Mounting location: Inlet

Cold trap

Cools and removes moisture and organic solvents contained in the outlet air before being drawn into the vacuum pump.

- (Separate from oven)
- Outside dimensions: W306 × H700 × D355mm

Vacuum pump outlet port

Vents gas from the vacuum pump externally.

- Outside connector: NW25 (ISO standard)
- Connection: Quick coupling Center ring with O-ring (not provided)
- Mounting location: Shelf rear

Vacuum pump oil (one-liter can)

Used when maintaining the vacuum pump.

Shelves

Stainless steel punched trays

* Up to five can be fitted inside the oven.



E-BUS cable

- 5, 10m

Power cord

Length from oven: 5 and 10m (two extra cords provided)

* The standard cord provided is 2.5 m from the oven.



LCV - 233P

● Direct heating system for fast vacuum-dry

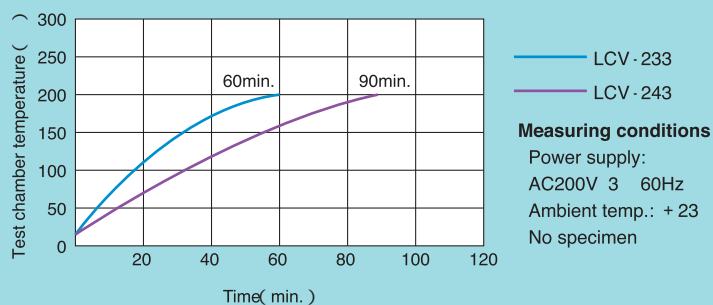
In addition to the gas exchange function, it can treat specimens in oxygen-free atmospheres using nitrogen or other gases, and supports baking, degassing, hardening, deaeration and numerous other applications.



● Easy operation

Temperature setting and upper/lower temperature limit alarm setting can be done with simple key operation.

Temperature heat-up rate (Example)



* Measurement results above are shown as an example.

SPECIFICATIONS

Model	LCV-233	LCV-243	
System	Direct PID control		
Vacuum control	Manual LEAK-VACUUM balance system		
Power supply	AC200V 3 50/60Hz		
Maximum current	8A	9A	
Performance *1	Temperature range	(Ambient + 20) to + 200 (± 392° F)	
	Pressure range	0 to - 101kPa (Gauge)	
	Temperature fluctuation	± 1.0 (± 1.8° F)	
	Temperature heat-up rate	70 min.	Ambient temperature to + 200 (+ 392° F) 110 min.
Construction	External material	Painted steel (melamine coating)	
	Internal material	18-8 Cr-Ni stainless steel plate (2B polish)	
	Viewing window	Tempered glass	
	Vacuum gauge	Bourdon tube vacuum gauge	
Heater	Mica heater		
Capacity	90L	165L	
Inside dimensions *2	W450 × H450 × D450 mm (W17.7 × H17.7 × D17.7 inch)	W550 × H550 × D550 mm (W21.7 × H21.7 × D21.7 inch)	
Outside dimensions *2	W670 × H890 × D700 mm (W26.4 × H35.0 × D27.6 inch)	W770 × H990 × D800 mm (W30.3 × H39.0 × D31.5 inch)	
Weight	170kg	250kg	

*1 Figures for an ambient temperature of + 23 with no specimen in the chamber. The performance is according to JTM K 05-2000 of Japan Testing Machinery Association.

*2 Excluding protrusions

A separate type transformer for voltage modification is available upon request.

Vacuum Oven with vacuum pump (Specification for Vacuum Oven is the same as stated above.)

Model	LCV-233P	LCV-243P
Vacuum pump performance *	Direct coupled oil - rotating vacuum pump 6.7 × 10 ⁻² Pa (abs) with gas ballast valve closed 0.67Pa (abs) with gas ballast valve open	
Power supply	AC200V 3 50/60Hz	
Discharge speed *	253/ 309L/ min.	
Outside dimensions *2	W670 × H1540 × D700 mm (W26.4 × H60.6 × D27.6 inch)	W770 × H1640 × D800 mm (W30.3 × H64.6 × D31.5 inch)
Weight	240kg	320kg

* Individual performance rate of vacuum pump.

TEMP. PROGRAM INDICATOR CONTROLLER

Operation mode	Program operation, Constant operation
Program capacity	9 steps / 1 pattern (Number of repetition: 1 to 99)
Setting and indication ranges	Temperature : 0 to + 215 Time : 0 to 99hours 59min., 100 to 999hours
Setting and indication resolution	Temperature : 1 Time : 1min.
Input	Thermocouple type K (Nickel-Chromium/ Nickel-Aluminum)
Control	PID control
Auxiliary functions	Input burn-out detection function Upper and lower temp. limit alarm function Self-diagnostic function (Watchdog timer) Alarm indication function Power failure protection function Timer function (automatic start/ stop)

SAFETY DEVICES

Leakage breaker for power supply
Thermal fuse
Watchdog timer
Overheat protector
(independent type)
Upper and lower temperature
limit alarms
Sensor burn-out detection circuit

ACCESSORIES

Shel/ Shelf bracket
(Stainless steel plate) 5 sets
User's manual 1 set

OPTIONS (LCV)

Hermetic terminal

The terminals are used to apply voltage to specimen inside chamber and to measure in-chamber temperatures.

- for thermocouple 8P(× 4 pairs)
- for voltage impression 4P

Reverse flow prevention valve

The valve prevents lubricating oil inside vacuum pump from reverse flow when chamber is vacuum state.

* LCV-233P, 243P models only.

Shelf, Shelf bracket

Standard specification shelves and shelf brackets are added as required.



Chamber stand

The stand is equipped with casters enabling chamber to move.

* LCV-233, 243 models only.

* Standard equipment in LCV-233P, 243P models.

Communication function

Connects chamber to a PC, enabling operation control of the chamber.

- RS-485
- GPIB
- RS-232C
- E-BUS

Communication cable

- RS-485 cable (5, 10 m)
- GPIB cable (2, 4 m)
- RS-232C cable (1.5, 3, 5 m)
- E-BUS cable (5, 10 m)



DANGER

Do not use specimens which are explosive or inflammable, or which contain such substances. To do so could be hazardous, as this may lead to fire or explosion.

Do not place corrosive materials in the chamber. If corrosive substances or liquid is used, the life of the unit may be significantly shortened specifically because of the corrosion of stainless steel, resin and silicone materials.

Do not place life forms or substances that exceed allowable heat generation.



CAUTION

Be sure to read the instruction manual before operation.

ESPEC CORP. <http://www.espec.co.jp/english>

Head Office

3-5-6, Tenjinbashi, Kita-ku, Osaka 530-8550, Japan
Tel: 81-6-6358-4741 Fax: 81-6-6358-5500

ESPEC NORTH AMERICA, INC.

Tel: 1-616-896-6100 Fax: 1-616-896-6150

ESPEC EUROPE GmbH

Tel: 49-89-1893-9630 Fax: 49-89-1893-96379

ESPEC ENVIRONMENTAL EQUIPMENT (SHANGHAI) CO., LTD.

Head Office

Tel: 86-21-51036677 Fax: 86-21-63372237

BEIJING Branch

Tel: 86-10-64627025 Fax: 86-10-64627036

TIANJIN Branch

Tel: 86-22-26210366 Fax: 86-22-26282186

GUANGZHOU Branch

Tel: 86-20-83317826 Fax: 86-20-83317825

SHENZHEN Branch

Tel: 86-755-83674422 Fax: 86-755-83674228

SUZHOU Branch

Tel: 86-512-68028890 Fax: 86-512-68028860

ESPEC TEST TECHNOLOGY (SHANGHAI) CO., LTD.

Tel: 86-21-68798008 Fax: 86-21-68798088

ESPEC (MALAYSIA) SDN. BHD.

Tel: 60-3-8945-1377 Fax: 60-3-8945-1287



ISO 9001/JIS Q 9001
Quality Management System Assessed
and Registered

ESPEC CORP. has been assessed by and registered in the Quality Management System based on the International Standard ISO 9001:2008 (JIS Q 9001:2008) through the Japanese Standards Association (JSA).

ISO 14001 (JIS Q 14001)
Environmental Management System Assessed and Registered
ESPEC CORP.

- Specifications are subject to change without notice due to design improvements.
- Corporate names and trade names mentioned in this catalog are trademarks or registered trademarks.