

Colt Push-fit solderless terminals





MOST TERMINALS TO SUIT 0.8mm BLADE THICKNESS

INDICATES TERMINALS WITH VERSIONS TO SUIT 0.5mm BLADE THICKNESS — ADD SUFFIX

“05” TO PART No.: (e.g. **C-4505**)

†**E25** to suit 1.2mm
D43 to suit 1.0mm
D84 to suit 0.5mm
C50 to suit 0.5mm

BLADE THICKNESS ONLY

		BLADE WIDTH		CONDUCTOR SIZES mm ²	PART No.	MATING AREA LENGTH	OVERALL LENGTH	DIMENSIONS (mm)		
		in.	mm					OVERALL WIDTH	INSULATION PART NO.	INSULATION COLOUR
	Female terminal Brass-tinned finish	0.11	2.8	0.3-0.75	C-43	6.35	14.5	3.86	—	—
		0.187	4.75	0.5-1.25	C-45*	7.0	15.0	5.72	—	—
		0.25	6.35	0.5-1.5	C-13	7.8	19.0	7.6	C-16	—
		0.25	6.35	1.0-2.5	C-51	7.8	19.0	7.6	C-59	—
		0.25	6.35	4.0-6.0	C-26	7.8	20.4	7.6	E-30	—
	Female terminal	0.25	6.35	1.0-2.5	Discontinued	7.8	19.0	7.6	C16-C59 E30	—
	Natural Brass	0.375	9.5†	4.0-6.0	E-25	11.5	24.6	11.0	C-40	—
	Male terminal Brass-tinned finish	0.187	4.75†	0.3-0.75	C-50	6.35	17.2	4.75	—	—
		0.25	6.35	0.5-2.0	C-14	9.8	20.6	6.35	E-27	—
	Male/female adaptor Natural Brass	0.25	6.35	0.5-1.5	C-52	7.8	20.0	7.6	Insulation length	—
		0.25	6.35	1.5-2.5	C-53	7.8	20.0	7.6		—
	Female terminal Flared entry vinyl over copper sleeve	0.11	2.8†	0.2-0.5	D-84	6.4	16.6	4.0	8.2	Yellow
		0.11	2.8	0.5-1.5	D-45*	6.4	18.5	5.8	9.5	Red
		0.187	4.75	0.5-1.5	D-57*	6.0	18.7	5.9	9.5	Red
		0.187	4.75	1.5-2.5	D-59*	6.0	18.7	5.9	9.5	Blue
		0.25	6.35	0.5-1.5	D-14	7.8	20.5	7.6	9.5	Red
		0.25	6.35	1.5-2.5	D-27	7.8	20.5	7.6	9.5	Blue
		0.25	6.35	4.0-6.0	D-41	7.8	25.0	7.6	14.0	Yellow
		0.375	9.5†	4.0-6.0	D-43	11.9	30.0	11.1	14.0	Yellow
	Female terminal Fully insulated vinyl or nylon over copper sleeve	0.11	2.8	0.5-1.5	D-80*	6.4	19.0	5.3	19.0	Red
		0.187	4.75	0.5-1.5	D-58*	6.0	20.0	7.8	20.0	Red
		0.187	4.75	1.5-2.5	D-82*	6.0	20.0	7.8	20.0	Blue
		0.25	6.35	0.5-1.5	D-54	7.8	22.0	9.0	22.0	Red
		0.25	6.35	1.5-2.5	D-55	7.8	22.0	9.0	22.0	Blue
		0.25	6.35	4.0-6.0	D-56	7.8	25.0	9.0	25.0	Yellow
			Male terminal Flared entry vinyl over copper sleeve	0.25	6.35	0.5-1.5	D-15	8.0	20.5	6.35
0.25	6.35			1.5-2.5	D-28	8.0	20.5	6.35	9.5	Blue
0.25	6.35			4.0-6.0	D-42	8.0	25.0	6.35	14.0	Yellow
	Male/female adaptor Flared entry vinyl over copper sleeve	0.25	6.35	0.5-1.5	D-16	7.8	22.2	7.6	9.5	Red
		0.25	6.35	1.5-2.5	D-29	7.8	22.2	7.6	9.5	Blue
	6.35mm female flag terminal with insulation support For 0.8mm tab. Material 0.5mm brass			1.0-2.5	E-16	7.8	13.1	7.7	E-83	—
	6.35mm female terminal adapting to 2 male tabs For 0.8mm tab. Material 0.8mm brass-tinned finish				E-15	7.8	18.2	7.6	—	—
	6.35mm female terminal adapting to 3 male tabs For 0.8mm tab. Material 0.8mm brass				E-14	7.8	21.0	8.4	—	—
	6.35mm female terminal adapting to 4.3mm stud hole For 0.8mm tab. Material 0.5mm brass				E-47	7.8	20.3	7.7	—	—