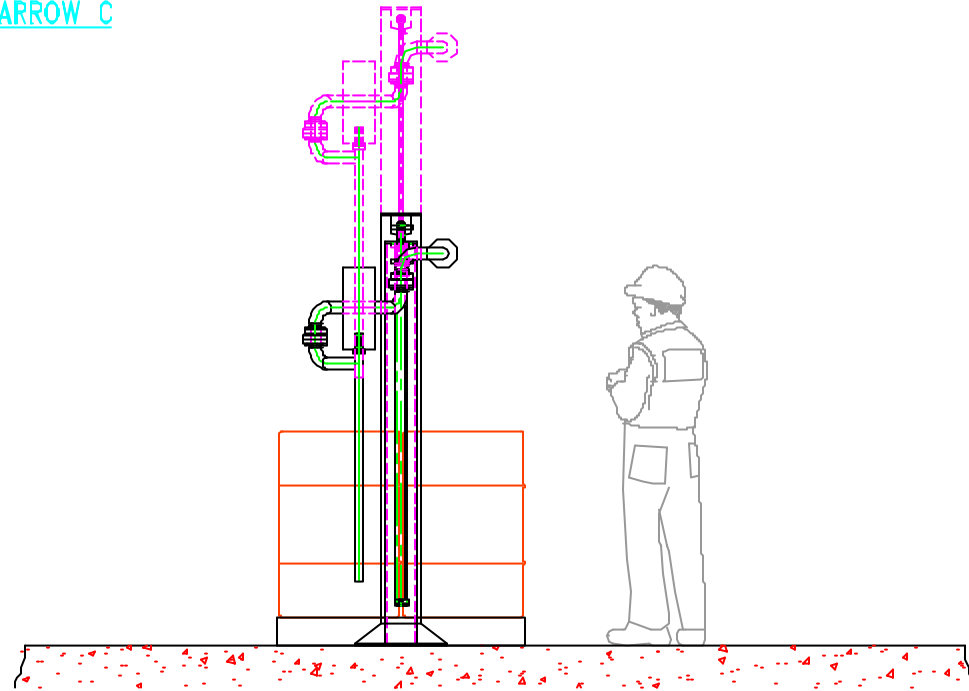
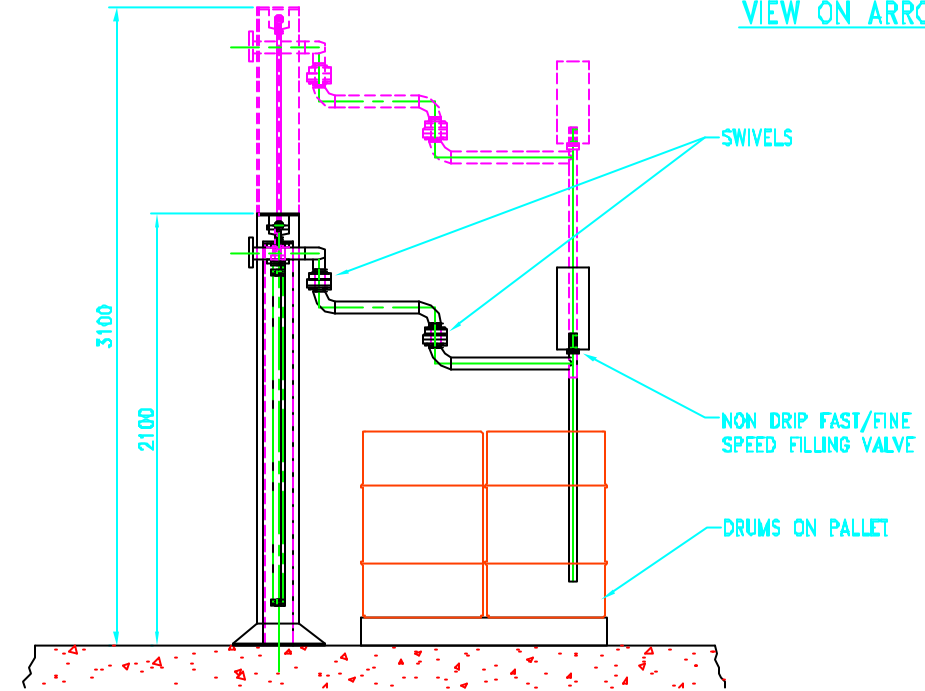


DO NOT SCALE - IF IN DOUBT ASK

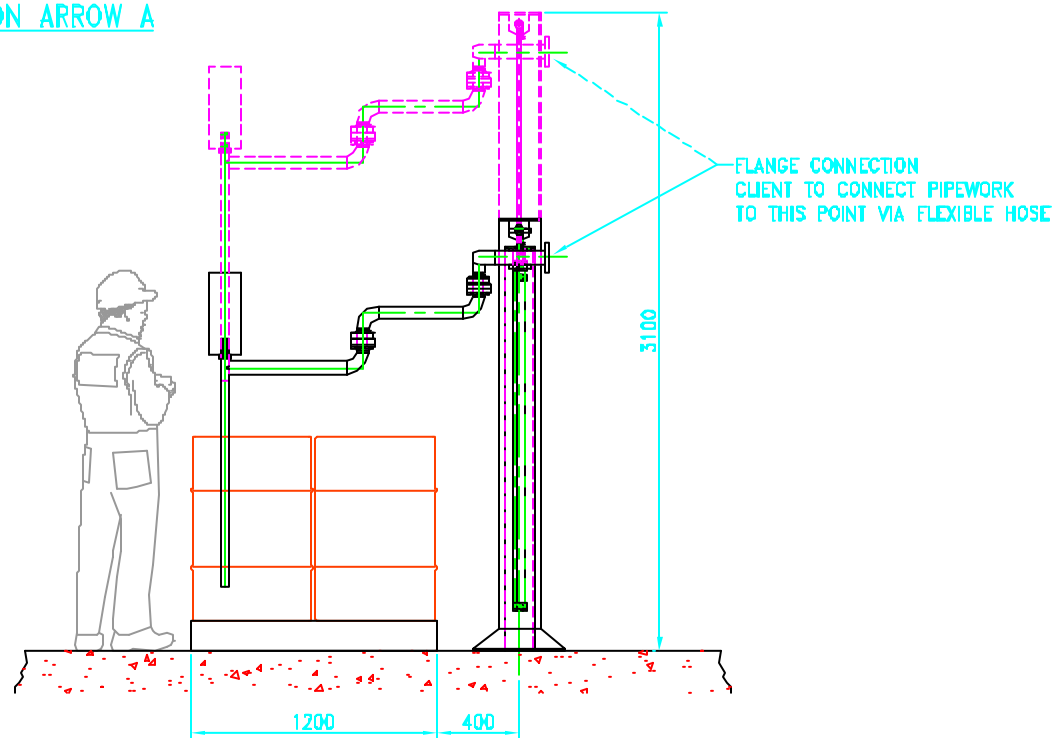
VIEW ON ARROW C



VIEW ON ARROW B

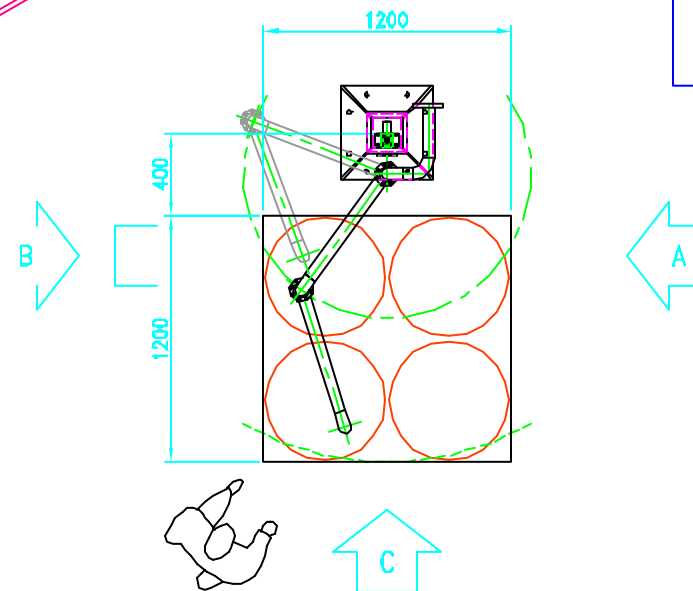


VIEW ON ARROW A



FOR ILLUSTRATION PURPOSES ONLY

PLAN VIEW



NB IN THE EXAMPLE SHOWN LOAD CELLS ARE FITTED TO REMOTE BLENDING TANKS. AS AN ALTERNATIVE A LOCAL WEIGH SCALE OR MASS FLOW METER COULD BE USED IN CONJUNCTION WITH THE FILLING SYSTEM

REV	DESCRIPTION	BY	DATE
A	ORIGINAL ISSUE	GW	09/06/03

KANON
LIQUID HANDLING

Tel: +44 (0) 1530 283000
Fax: +44 (0) 1530 264222
E-Mail: info@kanon.uk.com
Web: www.kanon.uk.com

Suite 4 Brookside House Business Centre
Spring Road Ibstock Leicestershire LE67 6LR

DRG TITLE: **General Arrangement For Articulated Arm (2 Swivel) Type Multi-Drum on Pallet/IBC Bottom Filling System**

CLIENT: -

PROJECT: **Standard Drawings**

DRAWN: **GW**

CHECKED: **PK**

DATE: **09/06/03**

SCALE: **N.T.S.**

ALL DIMENSIONS IN mm U.O.S.

IMPORTANT: This drawing has been prepared by and is the copyright of Kanon Liquid Handling. It must not be copied or reproduced without the written consent of Kanon Liquid Handling. Drawing size = A3.

DRG No. **STD003**

REV **A**