



WISE CONTROLS  
**Wireless Garden Solutions**

*Prices effective from May 2010*

**FOCUS**sb

**ELECTRICAL ACCESSORIES**





Imagine being able to turn on the drive way or garden lights and open the garage door without leaving the comfort of your car on your return home.

The Wise system can even be set with a time clock switch to turn devices on when you are away, so not only can you make your house look occupied, but the garden can also be used as a deterrent towards unwelcome visitors.



This system helps to bring your outside space under the same control as your indoor space.

## WHAT IS WISE CONTROLS?



**Wise Controls is a new brand of radio switches and receivers for commercial or domestic use (home and garden). These controls can be quickly and easily installed into any indoor or outdoor environment.**

The 'WiseDim' has four 700 watt dimmable circuits and up to a 200 metre range from the wireless switches. You can use Wise Controls products to operate your decking lights, shed light, uplighters, wall lights, downlighters, water features, sensor lights, pond pumps, garage doors, electric shutters, electric gates and many more!

Once programmed, you can place your wireless radio switches in any position throughout your home. As no cables are needed between the Wise receivers and the switches.

You can enjoy switching your circuits from anywhere in your home or garden with the wireless remote control.

The WiseDim remembers the last preset level and will return to the same level when it is switched back on.




The Wise system can be built up from the basic kit to include:  
 Wireless PIR's.  
 Time Clock Switches.  
 1,2,3, and 4 gang switches and Key Fobs (the key fobs can also perform the dimming function).

## BENEFITS

- **Save Time and Money:** Easy installation no need for hard wired switches
- **Save Energy:** Controlled manually or by a time clock switch to save energy
- **Take Control:** Only those systems need to be turned on when YOU want, total control
- **Set the Scene:** With the right lighting you can scene set your garden to match the changing seasons
- **Program Yourself:** Easy programming of the system supplied with comprehensive instructions
- **Powerful:** Four channels each able to dim from 40 Watts to 700 Watts per channel
- **Flexible:** Each channel can be individually set to switch for non-dimmable devices
- **Security:** Deter unwelcome visitors with wireless PIR switching to the device
- **Adaptable:** Can be controlled with remote and hard wired switches
- **Reliability:** Two year guarantee
- **Long Range:** up to 200 Metres



# Receivers



The WiseDim and WiseSwitch are fused, they protect all the individual circuits

## WISEDIM RECEIVER - 4 CHANNEL, 2800 WATTS



The WiseDim receiver is rated IP54. This allows them to be fitted inside your home or outside in your garden. The receivers are designed to be simple to install, easy to use and most importantly, reliable.

The WiseDim has many features. The dip switch panel allows you to change each circuit individually from switching to dimming. This feature is used when you have mixed dimming and switching circuits. Just change the dip switch accordingly.

You can program any 2, 4 or 7 button switch to turn on/off all circuits, so as you leave your house you can just press one button to turn all your lights off. When you turn all circuits on it remembers the last level so you have one scene built into the WiseDim.

### SPECIFICATION

Height	198mm
Height (incl. glands)	227mm
Width	256mm
Depth	100mm
Max Wattage	2800 Watts
Max Wattage/Circuit	700 Watts
Min Wattage/Circuit	40 Watts
IP Rating	IP54

Part No. WISEDIMREC  
WISE 4CH 2800W DIM BOX

WISEDIMREC  
**£230.00**  
EXCLUDING VAT

## WISEBOX RECEIVER - 4 CHANNEL, 10 AMPS / CIRCUIT



The WiseBox receiver is rated IP54. This allows them to be fitted inside your home or outside in your garden. The receivers are designed to be simple to install, easy to use and most importantly, reliable.

The WiseBox has many features. The dip switch panel allows you to change each circuit individually from switching on/off to an open circuit. This feature is used when you require push-to-make operation. Just change the dip switch accordingly.

You can program any 2, 4 or 7 button switch to turn on/off all circuits, so, as you leave your house you can just press one button to turn all your lights off.

\*The WiseBox is not dimmable.

### SPECIFICATION

Height	155mm
Height (incl. glands)	184mm
Width	200mm
Depth	100mm
Max Amps	40 amps
Max Amps/Circuit	10 amps
Min Wattage/Circuit	1 Watt
IP Rating	IP54

Part No. WISEBOXREC  
WISE 4CH 10A SWITCH BOX

WISEBOXREC  
**£112.50**  
EXCLUDING VAT

## WISE SWITCH RECEIVER - 1 CHANNEL, 1000 WATTS



The receiver should be placed in a suitable insulated box. It can fitted into a small waterproof box to allow it to be used

The receiver is a single circuit switching unit that cannot be dimmed. It is small enough to be placed in many locations, for example, in the ceiling through a downlighter hole or in the wall .

outside for your garden lighting, garage doors and water features.

The receivers are simple to install, easy to use and most importantly, reliable. Any of the Wise 868 switches can be used with this receiver, including the remotes and modules.

This receiver can also be used in conjunction with the other Wise receivers.

### SPECIFICATION

Height	50mm
Width	50mm
Depth	25mm
Max Wattage	1000 Watts

Part No. WISEREC1CH  
WISE 1CH 1000W SW/RECEIVER

WISEREC1CH  
**£62.50**  
EXCLUDING VAT

## 1 CHANNEL RADIO PIR SENSOR



The radio PIR sensor is a battery powered unit that is rated IP44. You can place this sensor anywhere you like without the need to hard wire it. The sensor can be mounted on the ceiling or wall. The eyeball has the word 'top' printed on it.

The radio PIR sensor is a battery powered unit that is rated IP44. You can place this sensor anywhere you like without the need to hard wire it.

Whichever way you fit the sensor the word 'top' must be at the top. The sensor can only be programmed to one channel on the WiseDim Box. You can add up to 32 switches to the WiseDim.

The PIR sensor can be placed inside or outside. It has a range of up to 100 metres from the receiver.

### SPECIFICATION

Height	115mm
Width	86mm
Depth	126mm

Part No. WISEPIR BLACK  
Part No. WISEPIR WHITE  
WISE 2CH PIR SENSOR

RADIO PIR SENSOR  
**£78.75**  
EXCLUDING VAT

# Wise Kits

## WISEBOX KIT - 4 CHANNEL, STYLE SWITCH AND REMOTE

The WiseBox Kit has a receiver that has four 10 Amp channels. These channels can be changed from switching to an open circuit. The kit also includes a 4 button remote keyfob and a 4 button wall switch. Each circuit on the WiseBox is fused individually with a 10 Amp fuse to protect all the circuits.



WISEBOX KIT  
**£141.18**  
EXCLUDING VAT

### SPECIFICATION

Height	155mm
Height (Incl. Glands)	184mm
Width	200mm
Depth	100mm
Max Amps	40 Amps
Max Amps/Circuit	10 Amps
Min Wattage/Circuit	1 Watt
Voltage	240V
IP Rating	IP54
Range	Up to 200m

Part No. WISEBOX KIT  
WISE 4CH, 1xSWITCH, 1xKEYFOB

## WISEDIM KIT - 4 CHANNEL, STYLE SWITCH AND REMOTE

The WiseDim is a new dimmable WiseBox. The WiseDim Kit has a receiver that has four 700W dimmable channels. These channels can be changed from dimming to switching if the load cannot be dimmed. The kit also includes a 4 button

remote keyfob and a 7 button wall switch. The 7 button wall switch will operate 4 channels and the extra buttons on the 7 button switch will bring 2 channels on, 4 channels on and turn all channels off. Each circuit on the WiseDim is fused individually with a 6 Amp fuse to protect all the circuits.



WISEDIM KIT  
**£280.00**  
EXCLUDING VAT

### SPECIFICATION

Height	198mm
Height (Incl. Glands)	227mm
Width	256mm
Depth	100mm
Max Wattage/Circuit	700 W
Min Wattage/Circuit	40 W
Max Wattage	2800 W
Voltage	240V
IP Rating	IP54
Range	Up to 200m

Part No. WISEDIM KIT  
WISE 4CH, 1 x SWITCH,  
1 x KEYFOB

# Accessories

## 4 CHANNEL TIMECLOCK

The 4 channel timeclock switch can be programmed to any of the circuits on the WiseDim. You can add up to 32 switches to the WiseDim. This means there is no need for two way wiring as you can add another radio switch and place it where you like. You can program the 4 channel switch to switch more than one WiseDim. So for example, if you had three WiseDim units it is possible with the 4 channel switch to control 4 circuits from each of the WiseDim units.



TIMECLOCK  
**£59.40**  
EXCLUDING VAT

### SPECIFICATION

Height	86mm
Width	86mm
Depth	13mm

Part No. WISETC4 WHITE  
WISE 4CH TIMECLOCK 868

No back box required.  
The battery life lasts up to 2 years.

# Accessories

## WISE STYLE SWITCH

The 1, 2 and 4 channel Wise Style Switches can be programmed to any of the channels on the Wise receivers. You can add up to 32 switches to the Wise receivers. This means there is no need for two way wiring as you can add another radio switch and place it where you like. You can program these switches to switch more than one Wise receiver.



WISEDSW1 WHITE  
**£36.00**  
EXCLUDING VAT



WISEDSW2 WHITE  
**£37.80**  
EXCLUDING VAT



WISEDSW4 WHITE  
**£39.60**  
EXCLUDING VAT

### SPECIFICATION

Height	86mm
Width	86mm
Depth	13mm

Part No. WISEDSW1 WHITE  
WISE 1CH STYLE SWITCH

Part No. WISEDSW2 WHITE  
WISE 2CH STYLE SWITCH

Part No. WISEDSW4 WHITE  
WISE 4CH STYLE SWITCH

No back box required.  
The battery life lasts up to 2 years.

## WISE REMOTE FOB

The 1 button remote can be programmed to any of the channels on the Wise receivers. There is no limit on how many Wise receivers are programmed to the same remote.



WISEKF1  
**£30.60**  
EXCLUDING VAT



WISEKF2  
**£31.50**  
EXCLUDING VAT



WISEKF4  
**£32.40**  
EXCLUDING VAT

### SPECIFICATION

Height	60mm
Width	35mm
Depth	14mm

Part No. WISEKF1  
WISE 1CH KEYFOB 868 GREY

Part No. WISEKF2  
WISE 2CH KEYFOB 868 GREY

Part No. WISEKF4  
WISE 4CH KEYFOB 868 GREY

The battery life lasts up to 2 years.

## WISEPOD REMOTE

The WisePod Remote comes in both 7 channel and 42 channel versions. The 7 button remote works the same as the 4 button remote, but has 7 or 42 channels. The centre button changes the LED light on the pod from 1 to 6, with each light representing another 7 buttons. This allows you to control 6 WiseDim units with the one remote. You will be able to control any one of the 42 channels independently.



WISEPOD42 WHT  
**£54.00**  
EXCLUDING VAT

### SPECIFICATION

Height	122mm
Width	42mm
Depth	14mm

Part No. WISEPOD42 WHT  
WISEPOD REMOTE 42 CH WHITE

The battery life lasts up to 2 years.

Tel: 01424 858060 or email: [sales@focus-sb.co.uk](mailto:sales@focus-sb.co.uk) for further details



WISE CONTROLS  
**Wireless Garden Solutions**  
AVAILABLE FROM FOCUS SB

**For stock levels and to view our full range of products  
please visit our website [www.focus-sb.co.uk](http://www.focus-sb.co.uk)**

**No minimum order charge. All orders are carriage paid to mainland UK**

**Focus**Sb****  
ELECTRICAL ACCESSORIES



**Tel: 01424 858060 Fax: 01424 853862**  
**Email: [sales@focus-sb.co.uk](mailto:sales@focus-sb.co.uk) [www.focus-sb.co.uk](http://www.focus-sb.co.uk)**  
Napier Road Castleham Industrial Estate St Leonards-on-Sea East Sussex TN38 9NY

