



**MAEDA CRAWLER CRANE**

# **LC755-3**



Maximum Capacity x Working Radius	<b>4.9 t x 2.1 m</b>
Maximum Lifting Height	<b>16.35 m</b>
Maximum Working Radius	<b>14.45 m</b>
Tail Swing	<b>1.4 m</b>

**M A E D A**



# Moving to the Next Level

With longer reach, improved safety and more operator comfort, the LC755-3 combines all the best features of the most advanced cranes.

## Improved Basic Crane Performance

### ■ Five Stage Boom —The Longest in its Class

**Maximum lifting height: 16.35 m**

### ■ Short Tail Swing


**Tail swing radius: 1.4 m**

### ■ Two-Speed Hi/Lo Winch

The LC755-3 features a wet disk winch, which is highly reliable, quiet and designed for continuous operation. For maximum efficiency two speeds are available, use Hi-speed when not lifting a load and select Lo-speed for controlled, powerful lifting.


### ■ Automatic Hook Stowage

The hook is automatically stowed at the touch of a button. In addition, the hook can be used for both two and four fall operations.



### ■ Derrick Cylinder Guard

This guard protects the derrick cylinder against damage from swinging loads, etc.




### ■ Built in Boom Length Cable

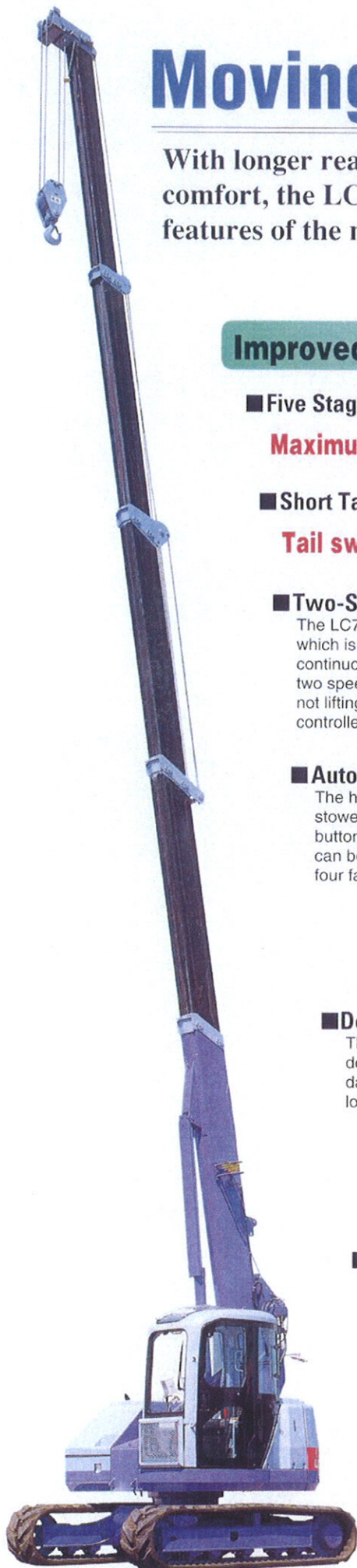


The boom length cable is built in to the boom and is thus protected from damage.

### ■ One Touch Wide Opening Engine Cover

The engine cover opens fully, giving much better access for maintenance, etc.



## Environmentally and I





## People-friendly

### ■ Clean and Quiet

Designed to meet all the relevant exhaust and noise requirements in each of the world's major markets

### ■ Vertical Exhaust System

Routes exhaust gases away from the operator

### ■ Comfortable Operator Environment

- Top window allows easy monitoring of operations.
- Sliding seat allows operator to select optimum position.
- Simple levers require little effort.
- Cab cooler (option) for operator comfort during warm weather.
- PPC control levers make all operations easy.
- Key stop allows the operator to switch off the engine easily.

### ■ Carefully Engineered for Safety

- Rounded sliding door (RSS) prevents damage when slewing with an open door.
- Rear view mirrors positioned to eliminate blind spots, allowing the operator to see the rear of the machine and avoid collisions.
- Safety lever locks the hydraulic system to prevent accidental operation.
- Seat belt keeps the operator safely seated.
- Head guard protects the operator from falling objects.
- Lifting control levers make getting into and out of the cab easy.

### ■ Short-Pitch Rubber Tracks

Rubber tracks minimize vibration and noise and protect road surfaces. Specially designed rollers minimise the risk that tracks will become detached.


### ■ Two-Speed Travel

The operator can select Hi-speed when positioning himself around the site, then switch to Lo-speed when operating the crane. The machine automatically selects Lo-speed when traveling with loads of 0.5t or more.

**Hi-speed: 3.2km/h Lo-speed: 2.2km/h**

### ■ Safety Guard

A front half guard protects the cab front glass from damage if a load or hook swings into it. Working lights are fitted as standard.



## Thoroughly Designed for Safety

### ■ Moment Limiter

The moment limiter automatically stops hoist, boom extension and boom lowering functions if an overload situation is reached. The operator can also set a boom working envelope from the cab using the large computerised monitor.

- Rated working radius display
- Maximum and minimum boom angles, maximum working radius and maximum height can all be set.
- Pick & carry mode shift  
Travel lever operation can be set for automatic speed reduction. (In addition, modes can be changed using the selection switch on the monitor panel.)
- Automatic boom loading speed reduction  
The loading speed decreases automatically as the boom extends.

### ■ Tilt Alarm

If during travel the crane tilts at an angle of more than 15°, an alarm buzzer sounds automatically.

### ■ Crane operation prevention device

During travel the crane will not operate even if the operating levers are moved.

### ■ Overhoist Cut-Out

### ■ Wire Rope Latch

### ■ Automatic Winch Brake

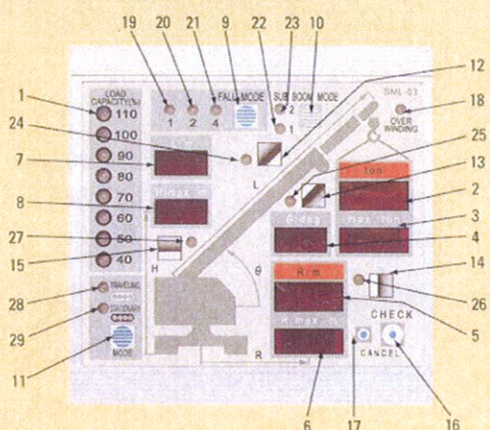
### ■ Hydraulic Lock on Extension and Hoist Cylinders

### ■ Pick & Carry Safety Device

### ■ Large Inclinometer

### ■ Rope Over-Lowering Device

### Moment Limiter Display



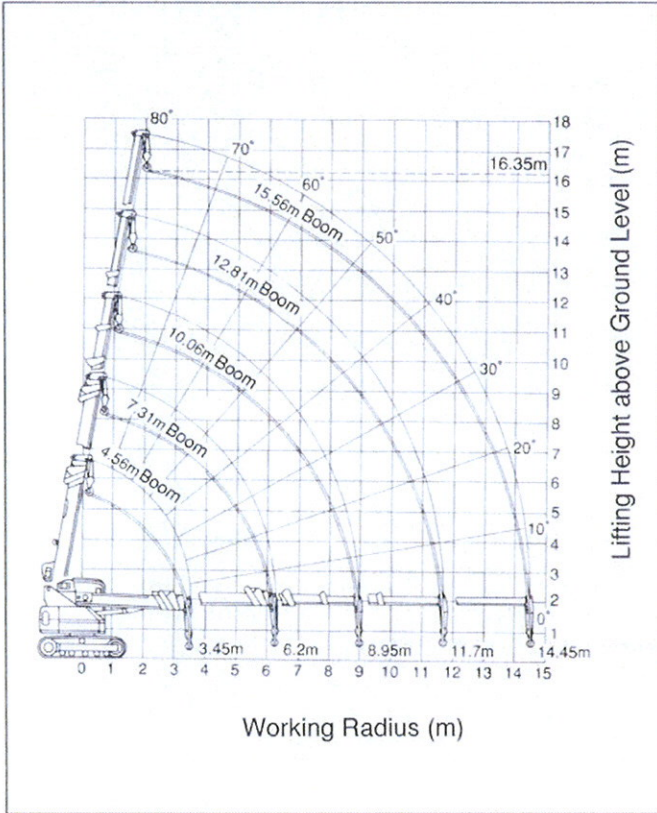
- |  |   |
|--|---|
| 1. Load ratio display                                  | 18. Overwind detection display LED (red)                    |
| 2. Actual load display                                 | 19. Single fall display LED (green)                         |
| 3. Rated overall load display                          | 20. 2 fall display LED (green)                              |
| 4. Boom angle display                                  | 21. 4 fall display LED (green)                              |
| 5. Actual working radius display                       | 22. Sub boom 1 select display LED (orange)                  |
| 6. Rated working radius display                        | 23. Sub boom 2 select display LED (orange)                  |
| 7. Boom length display                                 | 24. Boom angle upper limit display LED (green)              |
| 8. Lifting height display                              | 25. Boom angle lower limit display LED (green)              |
| 9. Hook loops number selector button                   | 26. Working radius upper limit display LED (green)          |
| 10. Sub-boom select button                             | 27. Lift above ground level upper limit display LED (green) |
| 11. Static/travel mode select button                   | 28. Travel mode select display LED (red)                    |
| 12. Boom angle upper limit setting button              | 29. Static mode select display LED (orange)                 |
| 13. Boom angle lower limit setting button              |   |
| 14. Working radius upper limit setting button          |   |
| 15. Lift above ground level upper limit setting button |   |
| 16. Set up confirm button                              |   |
| 17. Set up cancel button                               |   |

### Options

- Road-liner (separate type rubber crawler)
- Steel shoes
- Sub-boom
- Two fall hookblock
- Single fall hookblock
- Cab cooler
- Swing alarm lamp
- External alarm lamp

# MAEDA CRAWLER CRANE

## WORKING RADIUS



## LIFTING CAPACITIES

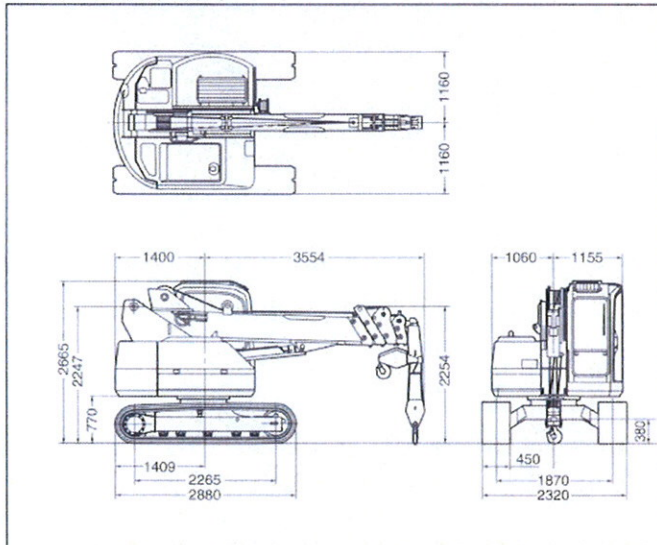
Rated Load (kg) (4falls)

Working Radius (m)	4.56m	4.56~7.31m	7.31~10.06m	10.06~12.81m	12.81~15.56m
2.10	4900	4630	2600	2000	
2.50	3800	3670	2600	2000	1400
3.00	2900	2980	2310	2000	1400
3.50		2420	2010	1890	1400
4.00		2000	1750	1650	1400
4.50		1670	1530	1450	1320
5.00		1400	1340	1280	1200
5.50		1180	1170	1130	1090
6.00		1000	1030	1010	990
6.50			890	900	900
7.00			780	800	820
7.50			670	710	750
8.00			580	630	680
8.50			490	560	610
9.00				500	560
9.50				440	500
10.00				390	450
10.50				340	400
11.00				300	360
11.50				260	320
12.00					280
12.50					240
13.00					210
13.50					200
14.00					200
14.45					200

● The rated load is the value not greater than 78% of the tipping load where the machine is placed on firm, level ground and the forward stability is 1.15 or above.

● The load which can actually be hoisted is obtained by subtracting the weight of the slinging equipment (80 kg for 4.9 ton hook) such as the hook, from the values shown in the table.

## DIMENSIONS



## SPECIFICATIONS

Operating weight	9600kg
Maximum Lifting Load x Working Radius	4.9t x 2.1m
Maximum Working Radius	14.45m
Maximum Lifting Height	16.35m
Wire Rope	6×F1 (29) IWRC · class B φ10mm×115m
Number of Line	4
Hook Hoisting Speed	21.5m/min (Lo) , 32.5m/min (Hi)
Hook Retraction	Automatic
Boom Length	4.56m~15.56m
Number of Boom Stage	5
Boom Telescope	Hydraulic + Mechanical (Wire Rope)
Boom Telescoping Stroke	11.0m
Boom Telescoping Time	27sec
Boom Direction Angle/Speed	-2°~80°/14sec
Swing Angle/Speed	360°/2.0rpm
Safety Equipment	●Moment Limiter ●Overwind Prevention Device ●Hydraulic Pressure Safety Valves ●Automatic Winching Brake ●Free Fall Interlock ●Inclination Alarm ●Wire Rope Latch
Engine	Komatsu 4D102E
Flywheel Horsepower	40.5kW (55PS)/1750rpm
Traveling speed	2.2km/h (Lo) , 3.2km/h (Hi)