



NCK

Full Cone/Narrow Angle Injector

DESIGN FEATURES

- Narrow spray angles
- High velocity
- Male and female connections
- Flanged connections available


SPRAY CHARACTERISTICS

- Coarse and extremely hard-driving spray with even distribution
- Spray pattern: Full Cone
 Spray angles: 15°, 20° and 30°
 Flow rates: 23.1 to 4660 l/min
 (Special flow rates available)

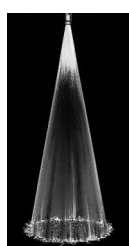


Plastic


Metal



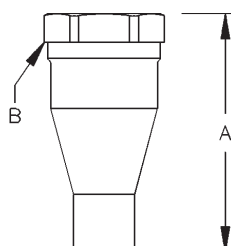
Full Cone 15°



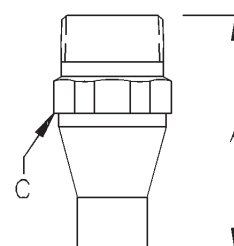
Full Cone 20°



Full Cone 30°



Female



Male

Dimensions are approximate. Check with BETE for critical dimension applications.

NCK Flow Rates and Dimensions

Full Cone, 15°, 20° and 30° Spray Angles, 3/4" to 6" Pipe Sizes, BSP or NPT

Male or Female Pipe Size	Nozzle Number	K Factor	LITERS PER MINUTE @ BAR								Approx. Orifice Dia. (mm)	Dimensions for Metal Only (mm)			Wt. (kg)	
			0.5 bar	0.7 bar	1 bar	1.5 bar	2 bar	3 bar	5 bar	7 bar		A	B	C	PVC	Metal
3/4	NC 0706K	32.0	23.1	27.0	32.0	38.7	44.3	53.6	68.1	79.8	7.52	82.6	34.9	28.4	0.04	0.34
1	NC 1012K	64.0	46.2	54.1	64.0	77.4	88.6	107	136	160	10.3	88.9	44.5	35.1	0.06	0.45
1 1/4	NC 1218K	95.9	69.3	81.1	95.9	116	133	161	204	239	12.3	102	50.8	44.5	0.11	0.57
1 1/2	NC 1526K	139	100	117	139	168	192	232	295	346	15.1	127	63.5	50.8	0.20	1.02
2	NC 2048K	256	185	216	256	310	354	429	545	638	20.2	152	76.2	63.5	0.37	1.13
2 1/2	NC 2572K	384	277	325	384	464	532	643	818	958	24.6	178	82.6	76.2	0.62	2.61
3	NC 30105K	560	404	473	560	677	775	938	1190	1400	29.5	203	97.5	88.9	0.85	2.84
4	NC 40190K	1010	731	856	1013	1220	1400	1697	2160	2530	40.5	254	127	114	2.04	6.80
6	NC 60350K	1860	1380	1580	1860	2260	2580	3126	3980	4660	54.0	343	181	168	2.78	15.9

$$\text{Flow Rate (l/min)} = K (\text{bar})^{0.47}$$

Standard Materials: Brass, 316 Stainless Steel, PVC, Polypropylene and PTFE.

NOTE for PTFE nozzles: if operating temperature is to exceed 150°C or the operating pressure is to exceed the values listed in the table above, please contact BETE Applications Engineering for assistance.

Spray angle performance varies with pressure. Contact BETE for specific data on critical applications.

TO ORDER: specify pipe size, connection type, nozzle number, spray angle, and material.