

Double Trim Nozzles

BETE Limited are the exclusive UK distributors for ML Gatewood Nozzles



Double Trim Nozzles deliver two high pressure, high impact trim jets for the ultimate in quality edge trimming.

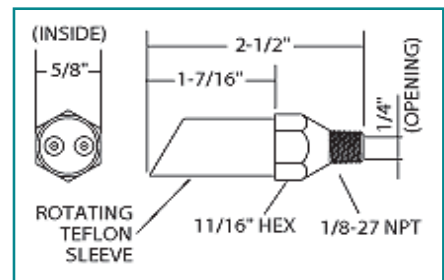
Gatewood double trim nozzles are available in parallel stream or 10 degree angles. They are available with stainless steel or ruby orifice tips.

Ruby Tips - Double 10° Stream & Parallel Stream

Double 10° Stream Ruby Tip in Stainless Steel Shell with Teflon® Drip Shield



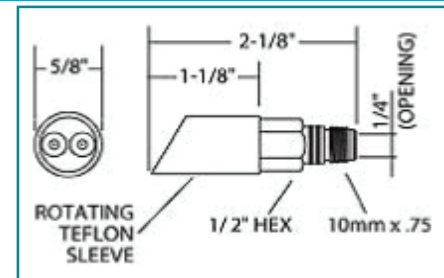
| Size | Part # |
|------------|----------|
| .010" x 2" | RD1046SS |
| .015" x 2" | RD1546SS |
| .020" x 2" | RD2046SS |
| .025" x 2" | RD2546SS |
| .030" x 2" | RD3046SS |
| .035" x 2" | RD3546SS |
| .040" x 2" | RD4046SS |
| .050" x 2" | RD5046SS |



Double Parallel Stream Ruby Tip in Stainless Steel Shell with Teflon® Drip Shield



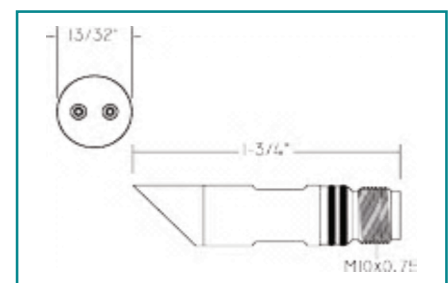
| Size | Part # |
|-------|-------------|
| .010" | R-PRL1047SS |
| .015" | R-PRL1547SS |
| .020" | R-PRL2047SS |
| .025" | R-PRL2547SS |
| .030" | R-PRL3047SS |
| .035" | R-PRL3547SS |
| .040" | R-PRL4047SS |
| .050" | R-PRL5047SS |



Double Parallel Stream Ruby Tip in Stainless Steel Shell with Stainless Steel Drip Shield



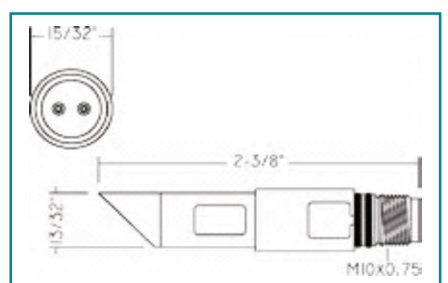
| Size | Part # |
|-------|--------------|
| .010" | RS-PRL109MSS |
| .015" | RS-PRL159MSS |
| .020" | RS-PRL209MSS |
| .025" | RS-PRL259MSS |
| .030" | RS-PRL309MSS |
| .035" | RS-PRL359MSS |
| .040" | RS-PRL409MSS |
| .045" | RS-PRL459MSS |



Double Parallel Stream Ruby Tip in Adjustable Stainless Steel Shell with Stainless Steel Drip Shield



| Size | Part # |
|-------|--------------|
| .010" | RA-PRL109MSS |
| .015" | RA-PRL159MSS |
| .020" | RA-PRL209MSS |
| .025" | RA-PRL259MSS |
| .030" | RA-PRL309MSS |
| .035" | RA-PRL359MSS |
| .040" | RA-PRL409MSS |
| .045" | RA-PRL459MSS |



Note: 1/8 NPT is available on request. Also available with anti-stick Teflon® Coating. Any combination of sizes are available.

www.BETEuk.com

CALL 01273 400092

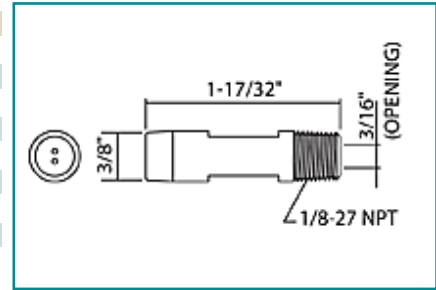
Stainless Steel Tips - Double 10° Stream & Parallel

Double Stainless Tips in Brass Long Shell



| Size | 10° Stream | Parallel Stream |
|---------------|------------|-----------------|
| .010" x 2" | D105 | PRL105 |
| .012" x 2" | D125 | PRL125 |
| .015" x 2" | D155 | PRL155 |
| .018" x 2" | D185 | PRL185 |
| .020" x 2" | D205 | PRL205 |
| .023" x 2" | D235 | PRL235 |
| .025" x 2" | D255 | PRL255 |
| .015" x .020" | D15205 | PRL15205 |

Any Combination of Sizes are Available

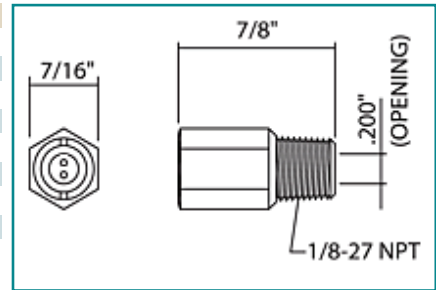


Double Stainless Tips in Stainless Steel Short High Pressure Hex Shell



| Size | 10° Stream | Parallel Stream |
|---------------|------------|-----------------|
| .010" x 2" | D108SS | PRL108SS |
| .012" x 2" | D128SS | PRL128SS |
| .015" x 2" | D158SS | PRL158SS |
| .018" x 2" | D188SS | PRL188SS |
| .020" x 2" | D208SS | PRL208SS |
| .023" x 2" | D238SS | PRL238SS |
| .025" x 2" | D258SS | PRL258SS |
| .015" x .020" | D15208SS | PRL15208SS |

Any Combination of Sizes are Available

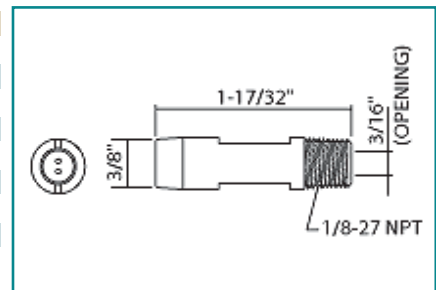


Double Stainless Tips in Stainless Steel Long High Pressure Shell

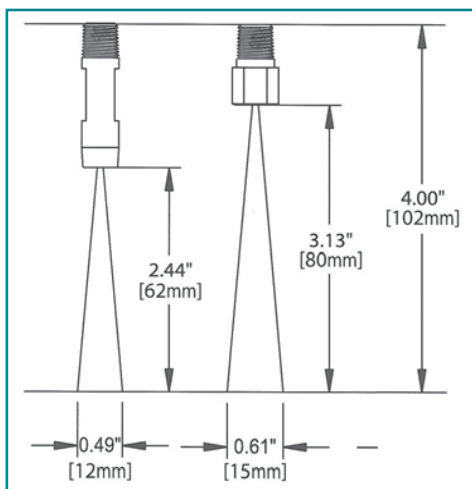


| Size | 10° Stream | Parallel Stream |
|---------------|------------|-----------------|
| .010" x 2" | D1011SS | PRL1011SS |
| .012" x 2" | D1211SS | PRL1211SS |
| .015" x 2" | D1511SS | PRL1511SS |
| .018" x 2" | D1811SS | PRL1811SS |
| .020" x 2" | D2011SS | PRL2011SS |
| .023" x 2" | D2311SS | PRL2311SS |
| .025" x 2" | D2511SS | PRL2511SS |
| .015" x .020" | D152011SS | PRL152011SS |

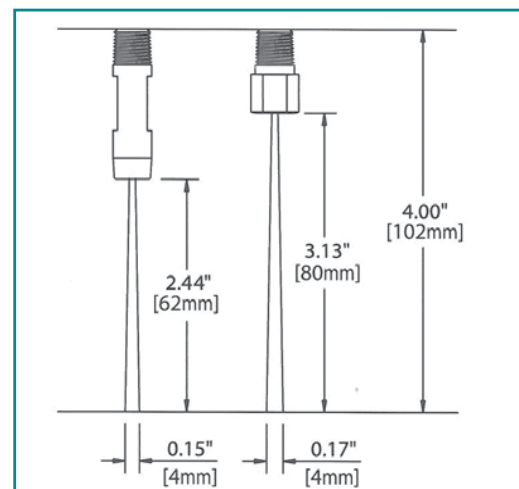
Any Combination of Sizes are Available



Double 10° Stream



Parallel Stream



CALL 01273 400092

Thread Adapters, Filter Screens & Accessories

Leaders in Needle Jet Nozzles for the Paper Industry

We are continuously striving to provide the best technology in our designs. Our research and development is an on-going process. In addition, we provide a wide range of accessories to compliment your nozzles. If your trim nozzle application requires special accessories - contact us.

Thread Adapters



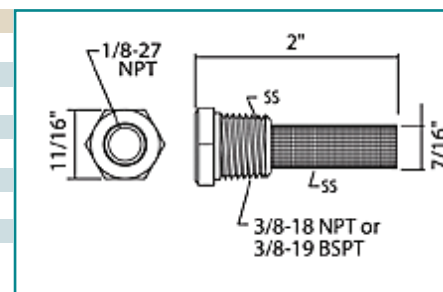
| Part # | Description |
|--------|--|
| M10FSS | 10mm x 0.75 Female to 1/8 NPT Male Stainless Steel Note: Adapts Gatewood Double Parallel Stream Ruby Nozzle to 1/8 NPT Male |
| M10MSS | 1/8 NPT Female to 10mm x .75 Male Stainless Steel Note: Adapts All Gatewood 1/8 NPT Nozzles to 10mm x 0.75 Female |

Filter Screen with Stainless Bushing



| Size | Part # |
|---------------|---------|
| 40 Mesh | SA64 |
| 50 Mesh | SA65 |
| 60 Mesh | SA66 |
| 100 Mesh | SA6100R |
| 40 Mesh BSPT | SA74 |
| 50 Mesh BSPT | SA75 |
| 60 Mesh BSPT | SA76 |
| 100 Mesh BSPT | SA7100R |

Shown with Standard Screen

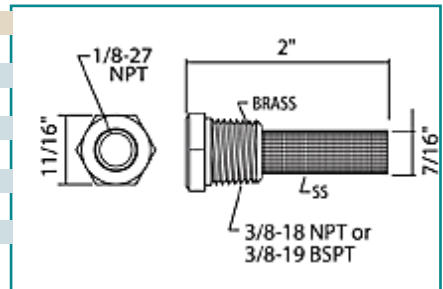


Filter Screen with Brass Bushing

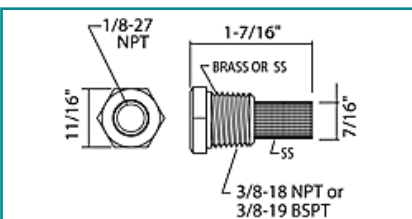


| Size | Part # |
|---------------|--------|
| 40 Mesh | A64 |
| 50 Mesh | A65 |
| 60 Mesh | A66 |
| 100 Mesh | A6100R |
| 40 Mesh BSPT | A74 |
| 50 Mesh BSPT | A75 |
| 60 Mesh BSPT | A76 |
| 100 Mesh BSPT | A7100R |

Shown with Standard Screen

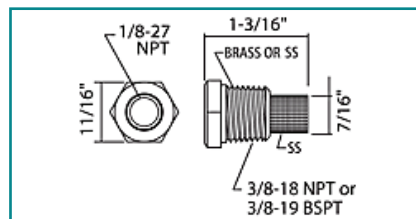


Other Screen Options



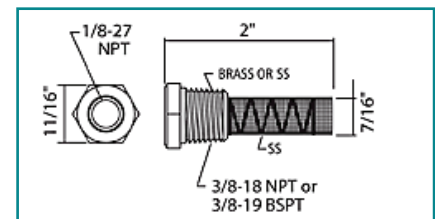
Short Screen

| Size | Brass | SS |
|---------|---------|----------|
| 50 Mesh | A65SHRT | SA65SHRT |



Extra Short Screen

| Size | Brass | SS |
|---------|---------|----------|
| 50 Mesh | A65SHSH | SA65SHSH |



Extra Short Screen

| Size | Brass | SS |
|----------|--------|---------|
| 40 Mesh | A64R | SA64R |
| 50 Mesh | A65R | SA65R |
| 60 Mesh | A66R | SA66R |
| 100 Mesh | A6100R | SA6100R |
| 200 Mesh | A6200R | SA6200R |

CALL 01273 400092