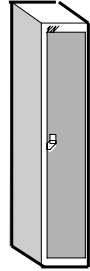


SPECIFICATION SHEET: S045
SYSTEM 1301HD VEDETTE RANGE
FULL LENGTH LOCKERS



Dimensions:

Height	Width	Dept
1775 mm	300 mm	300 mm
1775 mm	300 mm	450 mm
1775 mm	300 mm	550 mm
1775 mm	380 mm	380 mm
1775 mm	380 mm	450 mm
1775 mm	380 mm	550 mm
1775 mm	450 mm	450 mm
1775 mm	450 mm	550 mm

Strength and Security with Style

Sturdy Construction Door frame constructed from heavy gauge mild steel of press formed channel section.
Door Strength Manufactured from 10mm thick solid grade laminate and supported as standard by two concealed, 90°, sprung hinges to keep the door closed.

Style Attractive and functional locker design.
Colour We have a wide range of modern colours and finishes available from several leading manufacturers in the UK, please ask for details from the sales department.

Detailed Product Specification

Nesting: Lockers are supplied as single units.

Construction: Spot welded and pop riveted.

Door Frame Assembly: Comprising two uprights manufactured from heavy gauge mild steel of press formed channel section; top and bottom cross members which are designed to create door stops. Spot welded construction produces a rigid frame enabling door clearances to be maintained in accordance with British Standard requirements.

Doors: Solid grade laminate doors are attached to the right hand side of door frame upright with four concealed, 90°, sprung hinges to keep the door closed. Two rubber buffers are fitted to the top and bottom corners of the door for quiet closure.

Bottom: The bottom is formed as a 60 mm high plinth. All edges have return bends and the front and rear edges drilled for fitting to stands or stands with seat.

Shelf: The lockers are fitted with a shelf 315 mm from the top, giving a clear 250 mm opening, allowing adequate space for the average crash helmet with chin protector, or other articles.

Hook & Hanger Rails: A coat hook is located each side of the main compartment under the shelf; for lockers over 300 mm deep a plastic coated clothes hanger rail is also fitted.

Locking: Standard options are either 10 disc tumbler cam lock in mastered suite with two keys to each lock or, at no extra cost, a latch lock for the user's own padlock (recommended padlock shank dimensions 6 mm). Recommended padlocks are available from Helmsman.

Colour Range:	We have a variety of finishes and colours from several leading manufacturers; please ask for details from our sales department.
OPTIONAL EXTRAS:	The following can be supplied at an additional cost and, if included, will be specified in the quotation.
Fire Retardant:	Standard laminate achieves the Euroclass rating of C or BS Class 1, we can provide fire retardant laminate which is Euroclass B or Class 0. This is subject to an additional charge. (Our powder coating material on the mild steel carcass, also achieves the BS Class 0.)
Hinge:	'five knuckle' semi-concealed hinges giving 180° door opening available at no extra cost.
Combination Lock:	The standard cam lock or latch lock can be replaced with a door-mounted combination lock with master key over-ride facility and user codes which can be reset.
Refund/Collect Lock:	Coin operated lock optionally available. This lock option is suitable for wet or dry area use. Its master keyed user access by key on pin or wristband using coin or token specified. Accepts most European coins.
Perforation:	Most parts of the locker can be perforated with the unique 'Helmsman' perforation profile (please refer to Information Sheet I008).
Locker Numbering:	OPTION 1: Each compartment can be supplied with a plastic oval number plate recessed into the door centrally positioned at the top of the door. Maximum amount of digits is 4. OPTION 2: Each compartment can be supplied with a number engraved into the door centrally positioned at the top of the door. Maximum amount of digits is 4.
Stands/Stand with Seats:	Lockers can be provided with either stands or stands with seats with or without adjustable feet. Please refer to Specification Sheet S015.
Sloping Tops:	Lockers can be manufactured with a sloping top. Gradient 1:3, ie 300 mm deep unit increased height at rear 100 mm 380 mm deep unit increased height at rear 126 mm 450 mm deep unit increased height at rear 150 mm 550 mm deep unit increased height at rear 183 mm
End Panels:	For aesthetic appearance and to protect row ends, specifically designed end panels are available.
Installation:	Helmsman offers a full installation service for its products.

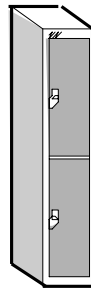
Bespoke: We have the ability to customise our products to meet your requirement and space, providing solutions for awkward corners, uneven floors or even curved walls.

After-sales Service: All of our products are supported by the Helmsman Service team who provide technical advice, maintenance schemes, prompt delivery of replacement keys/parts and product refurbishment. Contact them on 01284 727633 or email service@helmsman.co.uk

- Health & Safety: Lockers must be firmly secured to wall or floor and fixed together in runs for safety purposes. If applicable, install in accordance with specific product instructions.
- All dimensions are nominal.
- To enable us to interpret your requirements accurately, please state at time of enquiry/order the choice of locker type, colour, locking and nesting arrangement and delivery requirement.
- The products described in this specification sheet herein are the subjects of patent, trademark, design and copyright protection or application thereof.
- In the interest of efficiency and service to our customers, the company reserves the right to modify the specifications of any of its products.



SPECIFICATION SHEET: S046
SYSTEM 1302 HD VEDETTE RANGE
TWO COMPARTMENT LOCKERS



Dimensions:

Height	Width	Depth
1775 mm	300 mm	300 mm
1775 mm	300 mm	450 mm
1775 mm	300 mm	550 mm
1775 mm	380 mm	380 mm
1775 mm	380 mm	450 mm
1775 mm	450 mm	450 mm
1775 mm	450 mm	550 mm

Strength and Security with Style

Sturdy Construction	Door frame constructed from heavy gauge mild steel of press formed channel section.
Door Strength	Manufactured from 10mm thick solid grade laminate and supported as standard by two concealed, 90°, sprung hinges to keep the door closed.
Style	Attractive and functional locker design.
Colour	We have a wide range of modern colours and finishes available from several leading manufacturers in the UK, please ask for details from the sales department.

Detailed Product Specification

Nesting:	Lockers are supplied as single units.
Construction:	Spot welded and pop riveted.
Material & Finish:	Mild steel-stove enamelled (see Finish specification).
Door Frame Assembly:	Comprising two uprights manufactured from heavy gauge mild steel of press formed channel section; top and bottom cross members which are designed to create door stops. Spot welded construction produces a rigid frame enabling door clearances to be maintained in accordance with British Standard requirements. The top cross member is covered by the SGL door providing a clean uninterrupted wall of colour.
Doors:	Solid grade laminate doors are attached to the right hand side of door frame upright with two concealed, 90°, sprung hinges to keep the door closed. Two rubber buffers are fitted to the top and bottom corners of each door for quiet closure.
Bottom:	The bottom is formed as a 60 mm high plinth. All edges have return bends and the front and rear edges drilled for fitting to stands or stands with seat.
Hook & Hanger Rails:	A coat hook is located each side of the main compartment under the shelf; for lockers over 300 mm deep a plastic coated clothes hanger rail is also fitted.
Locking:	Standard options are either 10 disc tumbler cam lock in mastered suite with two keys to each lock or, at no extra cost, a latch lock for the user's own padlock (recommended padlock shank dimensions 6 mm). Recommended padlocks are available from Helmsman.

- Colour Range: We have a variety of finishes and colours from several leading manufacturers, please ask for details from our sales department.
- OPTIONAL EXTRAS:** The following can be supplied at an additional cost and, if included, will be specified in the quotation.
- Fire Retardant: Standard laminate achieves the Euroclass rating of C or BS Class 1, we can provide fire retardant laminate which is Euroclass B or Class 0. This is subject to an additional charge.
(Our powder coating material on the mild steel carcass, also achieves the BS Class 0.)
- Hinge: 'five knuckle' semi-concealed hinges giving 180° door opening available at no extra cost.
- Combination Lock: The standard cam lock or latch lock can be replaced with a door-mounted combination lock with master key over-ride facility and user codes, which can be reset.
- Refund/Collect Lock: Coin operated lock optionally available. This lock option is suitable for wet or dry area use. It's master keyed, user access by key on pin or wristband using coin or token specified. Accepts most European coins.
- Locker Numbering: **OPTION 1:** Each compartment can be supplied with a plastic oval number plate recessed into the door centrally positioned at the top of the door. Maximum amount of digits is 4.
OPTION 2: Each compartment can be supplied with a number engraved into the door centrally positioned at the top of the door. Maximum amount of digits is 4.
- Stands/Stand with Seats: Lockers can be provided with either stands or stands with seats with or without adjustable feet. Please refer to Specification Sheet S015.
- Sloping Tops: Lockers can be manufactured with a sloping top. Gradient 1:3, ie
300 mm deep unit increased height at rear 100 mm
380 mm deep unit increased height at rear 126 mm
450 mm deep unit increased height at rear 150 mm
550 mm deep unit increased height at rear 183 mm
- End Panels: For aesthetic appearance and to protect row ends, specifically designed end panels are available.
- Installation: Helmsman offers a full installation service for its products.

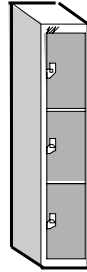
Bespoke: We have the ability to customise our products to meet your requirement and space, providing solutions for awkward corners, uneven floors or even curved walls.

After-sales Service: All of our products are supported by the Helmsman Service team who provide technical advice, maintenance schemes, prompt delivery of replacement keys/parts and product refurbishment. Contact them on 01284 727633 or email service@helmsman.co.uk

- Health & Safety: Lockers must be firmly secured to wall or floor and fixed together in runs for safety purposes. If applicable, install in accordance with specific product instructions.
- All dimensions are nominal.
- To enable us to interpret your requirements accurately, please state at time of enquiry/order the choice of locker type, colour, locking and nesting arrangement and delivery requirement.
- The products described in this specification sheet herein are the subjects of patent, trademark, design and copyright protection or application thereof.
- In the interest of efficiency and service to our customers, the company reserves the right to modify the specifications of any of its products.



SPECIFICATION SHEET: S047
SYSTEM 1303 HD VEDETTE RANGE
THREE COMPARTMENT LOCKERS



Dimensions:

Height	Width	Depth
1775 mm	300 mm	300 mm
1775 mm	300 mm	450 mm
1775 mm	380 mm	380 mm
1775 mm	380 mm	450 mm
1775 mm	450 mm	450 mm

Strength and Security with Style

Sturdy Construction	Door frame constructed from heavy gauge mild steel of press formed channel section.
Door Strength	Manufactured from 10mm thick solid grade laminate and supported as standard by two concealed, 90°, sprung hinges to keep the door closed.
Style	Attractive and functional locker design.
Colour	We have a wide range of modern colours and finishes available from several leading manufacturers in the UK, please ask for details from the sales department.

Detailed Product Specification

Nesting:	Lockers are supplied as single units.
Construction:	Spot welded and pop riveted.
Door Frame Assembly:	Comprising two uprights manufactured from heavy gauge mild steel of press formed channel section; top and bottom cross members which are designed to create door stops. Spot welded construction produces a rigid frame enabling door clearances to be maintained in accordance with British Standard requirements. The top cross member is covered by the SGL door providing a clean uninterrupted wall of colour.
Doors:	Solid grade laminate doors are attached to the right hand side of door frame upright with two concealed, 90°, sprung hinges to keep the door closed. Two rubber buffers are fitted to the top and bottom corners of each door for quiet closure.
Bottom:	The bottom is formed as a 60 mm high plinth. All edges have return bends and the front and rear edges drilled for fitting to stands or stands with seat.
Locking:	Standard options are either 10 disc tumbler cam lock in mastered suite with two keys to each lock or, at no extra cost, a latch lock for the user's own padlock (recommended padlock shank dimensions 6 mm). Recommended padlocks are available from Helmsman.
Colour Range:	We have a variety of finishes and colours from several leading manufacturers, please ask for details from our sales department.
OPTIONAL EXTRAS:	The following can be supplied at an additional cost and, if included, will be specified in the quotation.
Fire Retardant:	Standard laminate achieves the Euroclass rating of C or BS Class 1, we can provide fire retardant laminate which is Euroclass B or Class 0. This is subject to an additional charge. (Our powder coating material on the mild steel carcass, also achieves the BS Class 0.)
Refund/Collect Lock:	Coin operated lock optionally available. This lock option is suitable for wet or dry area use. It's master keyed, user access by key on pin or wristband using coin or token specified. Accepts most European coins.

Combination Lock:	The standard cam lock or latch lock can be replaced with a door-mounted combination lock with master key over-ride facility and user codes which can be reset.
Locker Numbering:	<p>OPTION 1: Each compartment can be supplied with a plastic oval number plate recessed into the door centrally positioned at the top of the door. Maximum amount of digits is 4.</p> <p>OPTION 2: Each compartment can be supplied with a number engraved into the door centrally positioned at the top of the door. Maximum amount of digits is 4.</p>
Stands/Stands with Seats:	Lockers can be provided with either stands or stands with seats with or without adjustable feet. Please refer to Specification Sheet S015.
Sloping Tops:	Lockers can be manufactured with a sloping top (Gradient 1:3) ie, 450 mm deep unit increased height at rear 150 mm.
End Panels:	For aesthetic appearance and to protect row ends, specifically designed end panels are available.
Installation:	Helmsman offers a full installation service for its products.

Bespoke: We have the ability to customise our products to meet your requirement and space, providing solutions for awkward corners, uneven floors or even curved walls.

After-sales Service: All of our products are supported by the Helmsman Service team who provide technical advice, maintenance schemes, prompt delivery of replacement keys/parts and product refurbishment. Contact them on 01284 727633 or email service@helmsman.co.uk

- Health & Safety: Lockers must be firmly secured to wall or floor and fixed together in runs for safety purposes. If applicable, install in accordance with specific product instructions.
- All dimensions are nominal.
- To enable us to interpret your requirements accurately, please state at time of enquiry/order the choice of locker type, colour, locking and nesting arrangement and delivery requirement.
- The products described in this specification sheet herein are the subjects of patent, trademark, design and copyright protection or application thereof.
- In the interest of efficiency and service to our customers, the company reserves the right to modify the specifications of any of its products.



SPECIFICATION SHEET: S048

SYSTEM 1304 HD VEDETTE RANGE

FOUR COMPARTMENT LOCKERS



Dimensions:

Height	Width	Depth
1775 mm	300 mm	300 mm
1775 mm	300 mm	450 mm
1775 mm	300 mm	550 mm
1775 mm	380 mm	380 mm
1775 mm	380 mm	450 mm
1775 mm	450 mm	450 mm
1775 mm	450 mm	550 mm

Strength and Security with Style

Sturdy Construction	Door frame constructed from heavy gauge mild steel of press formed channel section.
Door Strength	Manufactured from 10mm thick solid grade laminate and supported as standard by two concealed, 90°, sprung hinges to keep the door closed.
Style	Attractive and functional locker design.
Colour	We have a wide range of modern colours and finishes available from several leading manufacturers in the UK, please ask for details from the sales department.

Detailed Product Specification

Nesting:	Lockers are supplied as single units.
Construction:	Spot welded and pop riveted.
Door Frame Assembly:	Comprising two uprights manufactured from heavy gauge mild steel of press formed channel section; top and bottom cross members which are designed to create door stops. Spot welded construction produces a rigid frame enabling door clearances to be maintained in accordance with British Standard requirements. The top cross member is covered by the SGL door providing a clean uninterrupted wall of colour.
Doors:	Solid grade laminate doors are attached to the right hand side of door frame upright with two concealed, 90°, sprung hinges to keep the door closed. Two rubber buffers are fitted to the top and bottom corners of each door for quiet closure.
Bottom:	The bottom is formed as a 60 mm high plinth. All edges have return bends and the front and rear edges drilled for fitting to stands or stands with seat.
Locking:	Standard options are either 10 disc tumbler cam lock in mastered suite with two keys to each lock or, at no extra cost, a latch lock for the user's own padlock (recommended padlock shank dimensions 6 mm). Recommended padlocks are available from Helmsman.
Colour Range:	We have a variety of finishes and colours from several leading manufacturers, please ask for details from our sales department.

OPTIONAL EXTRAS: The following can be supplied at an additional cost and, if included, will be specified in the quotation.

Fire Retardant: Standard laminate achieves the Euroclass rating of C or BS Class 1, we can provide fire retardant laminate which is Euroclass B or Class 0. This is subject to an additional charge.

(Our powder coating material on the mild steel carcass, also achieves the BS Class 0.)

Hinge: 'five knuckle' semi-concealed hinges giving 180° door opening available at no extra cost.

- Combination Lock:** The standard cam lock or latch lock can be replaced with a door-mounted combination lock with master key over-ride facility and user codes which can be reset.
- Refund/Collect Lock:** Coin operated lock optionally available. This lock option is suitable for wet or dry area use. Its master keyed user access by key on pin or wristband using coin or token specified. Accepts most European coins.
- Locker Numbering:** **OPTION 1:** Each compartment can be supplied with a plastic oval number plate recessed into the door centrally positioned at the top of the door. Maximum amount of digits is 4.
OPTION 2: Each compartment can be supplied with a number engraved into the door centrally positioned at the top of the door. Maximum amount of digits is 4.
- Stands/Stands with Seats:** Lockers can be provided with either stands or stands with seats with or without adjustable feet. Please refer to Specification Sheet S015.
- Sloping Tops:** Lockers can be manufactured with a sloping top. Gradient 1:3, ie
300 mm deep unit increased height at rear 100 mm
380 mm deep unit increased height at rear 126 mm
450 mm deep unit increased height at rear 150 mm
550 mm deep unit increased height at rear 183 mm
- End Panels:** For aesthetic appearance and to protect row ends, specifically designed end panels are available.
- Installation:** Helmsman offers a full installation service for its products.

Bespoke: We have the ability to customise our products to meet your requirement and space, providing solutions for awkward corners, uneven floors or even curved walls.

After-sales Service: All of our products are supported by the Helmsman Service team who provide technical advice, maintenance schemes, prompt delivery of replacement keys/parts and product refurbishment. Contact them on 01284 727633 or email service@helmsman.co.uk

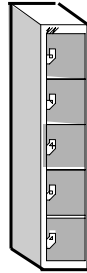
- Health & Safety: Lockers must be firmly secured to wall or floor and fixed together in runs for safety purposes. If applicable, install in accordance with specific product instructions.
- All dimensions are nominal.
- To enable us to interpret your requirements accurately, please state at time of enquiry/order the choice of locker type, colour, locking and nesting arrangement and delivery requirement.
- The products described in this specification sheet herein are the subjects of patent, trademark, design and copyright protection or application thereof.
- In the interest of efficiency and service to our customers, the company reserves the right to modify the specifications of any of its products.

C1/Sfb

	76.6	Xh	
--	------	----	--

Fax: (+44) 01284 727601
www.helmsman.co.uk
sales@helmsman.co.uk

SPECIFICATION SHEET: S049
SYSTEM 1305 HD VEDETTE RANGE
FIVE COMPARTMENT LOCKERS



Dimensions:

Height	Width	Depth
1775 mm	225 mm	450 mm
1775 mm	300 mm	300 mm
1775 mm	300 mm	450 mm
1775 mm	300 mm	550 mm
1775 mm	380 mm	380 mm
1775 mm	380 mm	450 mm

Strength and Security with Style

Sturdy Construction	Door frame constructed from heavy gauge mild steel of press formed channel section.
Door Strength	Manufactured from 10mm thick solid grade laminate and supported as standard by two concealed, 90°, sprung hinges to keep the door closed.
Style	Attractive and functional locker design.
Colour	We have a wide range of modern colours and finishes available from several leading manufacturers in the UK, please ask for details from the sales department.

Detailed Product Specification

Nesting:	Lockers are supplied as single units.
Construction:	Spot welded and pop riveted.
Door Frame Assembly:	Comprising two uprights manufactured from heavy gauge mild steel of press formed channel section; top and bottom cross members which are designed to create door stops. Spot welded construction produces a rigid frame enabling door clearances to be maintained in accordance with British Standard requirements. The top cross member is covered by the SGL door providing a clean uninterrupted wall of colour.
Doors:	Solid grade laminate doors are attached to the right hand side of door frame upright with two concealed, 90°, sprung hinges to keep the door closed. Two rubber buffers are fitted to the top and bottom corners of each door for quiet closure.
Bottom:	The bottom is formed as a 60 mm high plinth. All edges have return bends and the front and rear edges drilled for fitting to stands or stands with seat.
Shelf:	The lockers are fitted with a shelf 315 mm from the top, giving a clear 250 mm opening, allowing adequate space for the average crash helmet with chin protector, or other articles.
Hook & Hanger Rails:	A coat hook is located each side of the main compartment under the shelf; for lockers over 300 mm deep a plastic coated clothes hanger rail is also fitted.
Locking:	Standard options are either 10 disc tumbler cam lock in mastered suite with two keys to each lock or, at no extra cost, a latch lock for the user's own padlock (recommended padlock shank dimensions 6 mm). Recommended padlocks are available from Helmsman.
Colour Range:	We have a variety of finishes and colours from several leading manufacturers, please ask for details from our sales department.
OPTIONAL EXTRAS:	The following can be supplied at an additional cost and, if included, will be specified in the quotation.

- Fire Retardant:** Standard laminate achieves the Euroclass rating of C or BS Class 1, we can provide fire retardant laminate which is Euroclass B or Class 0. This is subject to an additional charge.
(Our powder coating material on the mild steel carcass, also achieves the BS Class 0.)
- Hinge:** 'five knuckle' semi-concealed hinges giving 180° door opening available at no extra cost.
- Combination Lock:** The standard cam lock or latch lock can be replaced with a door-mounted combination lock with master key over-ride facility and user codes, which can be reset.
- Refund/Collect Lock:** Coin operated lock optionally available. This lock option is suitable for wet or dry area use. It's master keyed, user access by key on pin or wristband using coin or token specified. Accepts most European coins.
- Locker Numbering:** **OPTION 1:** Each compartment can be supplied with a plastic oval number plate recessed into the door centrally positioned at the top of the door. Maximum amount of digits is 4.
OPTION 2: Each compartment can be supplied with a number engraved into the door centrally positioned at the top of the door. Maximum amount of digits is 4.
- Stands/Stands with Seats:** Lockers can be provided with either stands or stands with seats with or without adjustable feet. Please refer to Specification Sheet S015.
- Sloping Tops:** Lockers can be manufactured with a sloping top. Gradient 1:3, ie
300 mm deep unit increased height at rear 100 mm
380 mm deep unit increased height at rear 126 mm
450 mm deep unit increased height at rear 150 mm
550 mm deep unit increased height at rear 183 mm
- End Panels:** For aesthetic appearance and to protect row ends, specifically designed end panels are available.
- Installation:** Helmsman offers a full installation service for its products.

Bespoke: We have the ability to customise our products to meet your requirement and space, providing solutions for awkward corners, uneven floors or even curved walls.

After-sales Service: All of our products are supported by the Helmsman Service team who provide technical advice, maintenance schemes, prompt delivery of replacement keys/parts and product refurbishment. Contact them on 01284 727633 or email service@helmsman.co.uk

- Health & Safety: Lockers must be firmly secured to wall or floor and fixed together in runs for safety purposes. If applicable, install in accordance with specific product instructions.
- All dimensions are nominal.
- To enable us to interpret your requirements accurately, please state at time of enquiry/order the choice of locker type, colour, locking and nesting arrangement and delivery requirement.
- The products described in this specification sheet herein are the subjects of patent, trademark, design and copyright protection or application thereof.
- In the interest of efficiency and service to our customers, the company reserves the right to modify the specifications of any of its products.



1 Northern Way, Bury St Edmunds,
Suffolk, IP32 6NH, United Kingdom
Tel: (+44) 01284 727600
Fax: (+44) 01284 727601
www.helmsman.co.uk
sales@helmsman.co.uk

SPECIFICATION SHEET: s050
SYSTEM 1306 HD VEDETTE RANGE
SIX COMPARTMENT LOCKERS



Dimensions:

Height	Width	Depth
1775 mm	225 mm	450 mm
1775 mm	300 mm	300 mm
1775 mm	300 mm	450 mm
1775 mm	380 mm	550 mm
1775 mm	380 mm	380 mm
1775 mm	380 mm	450 mm

Strength and Security with Style

Sturdy Construction	Door frame constructed from heavy gauge mild steel of press formed channel section.
Door Strength	Manufactured from 10mm thick solid grade laminate and supported as standard by two concealed, 90°, sprung hinges to keep the door closed.
Style	Attractive and functional locker design.
Colour	We have a wide range of modern colours and finishes available from several leading manufacturers in the UK, please ask for details from the sales department.

Detailed Product Specification

Nesting:	Lockers are supplied as single units.
Construction:	Spot welded and pop riveted.
Door Frame Assembly:	Comprising two uprights manufactured from heavy gauge mild steel of press formed channel section; top and bottom cross members which are designed to create door stops. Spot welded construction produces a rigid frame enabling door clearances to be maintained in accordance with British Standard requirements. The top cross member is covered by the SGL door providing a clean uninterrupted wall of colour.
Doors:	Solid grade laminate doors are attached to the right hand side of door frame upright with two concealed, 90°, sprung hinges to keep the door closed. Two rubber buffers are fitted to the top and bottom corners of each door for quiet closure.
Bottom:	The bottom is formed as a 60 mm high plinth. All edges have return bends and the front and rear edges drilled for fitting to stands or stands with seat.
Locking:	Standard options are either 10 disc tumbler cam lock in mastered suite with two keys to each lock or, at no extra cost, a latch lock for the user's own padlock (recommended padlock shank dimensions 6 mm). Recommended padlocks are available from Helmsman. As an optional extra, we can supply a door-mounted combination lock with master key override facility and user codes which can be reset.
Colour Range:	We have a variety of finishes and colours from several leading manufacturers, please ask for details from our sales department.
OPTIONAL EXTRAS:	The following can be supplied at an additional cost and, if included, will be specified in the quotation.
Fire Retardant:	Standard laminate achieves the Euroclass rating of C or BS Class 1, we can provide fire retardant laminate which is Euroclass B or Class 0. This is subject to an additional charge. (Our powder coating material on the mild steel carcass, also achieves the BS Class 0.)

- Hinge:** 'five knuckle' semi-concealed hinges giving 180° door opening available at no extra cost.
- Combination Lock:** The standard cam lock or latch lock can be replaced with a door-mounted combination lock with master key over-ride facility and user codes, which can be reset.
- Refund/Collect Lock:** Coin operated lock optionally available. This lock option is suitable for wet or dry area use. It's master keyed, user access by key on pin or wristband using coin or token specified. Accepts most European coins.
- Perforation:** Most parts of the locker can be perforated with the unique 'Helmsman' perforation profile (please refer to Information Sheet I008).
- Locker Numbering:** **OPTION 1:** Each compartment can be supplied with a plastic oval number plate recessed into the door centrally positioned at the top of the door. Maximum amount of digits is 4.
OPTION 2: Each compartment can be supplied with a number engraved into the door centrally positioned at the top of the door. Maximum amount of digits is 4.
- Stands/Stand with Seats:** Lockers can be provided with either stands or stands with seats with or without adjustable feet. Please refer to Specification Sheet S015.
- Sloping Tops:** Lockers can be manufactured with a sloping top. Gradient 1:3, ie
300 mm deep unit increased height at rear 100 mm
380 mm deep unit increased height at rear 126 mm
450 mm deep unit increased height at rear 150 mm
550 mm deep unit increased height at rear 183 mm
- End Panels:** For aesthetic appearance and to protect row ends, specifically designed end panels are available.
- Installation:** Helmsman offers a full installation service for its products.

Bespoke: We have the ability to customise our products to meet your requirement and space, providing solutions for awkward corners, uneven floors or even curved walls.

After-sales Service: All of our products are supported by the Helmsman Service team who provide technical advice, maintenance schemes, prompt delivery of replacement keys/parts and product refurbishment. Contact them on 01284 727633 or email service@helmsman.co.uk

- Health & Safety: Lockers must be firmly secured to wall or floor and fixed together in runs for safety purposes. If applicable, install in accordance with specific product instructions.
- All dimensions are nominal.
- To enable us to interpret your requirements accurately, please state at time of enquiry/order the choice of locker type, colour, locking and nesting arrangement and delivery requirement.
- The products described in this specification sheet herein are the subjects of patent, trademark, design and copyright protection or application thereof.
- In the interest of efficiency and service to our customers, the company reserves the right to modify the specifications of any of its products.

