



Model Range

CI



Metric Measurements:

Approx Weight	Approx Age	Chest	Waist	Hips	BNW
5.5kg	3mnths	44	46	46	17.5
8.0kg	6mnths	46	47	48	18.5
9.5kg	9mnths	48	48	50	19.5
11.0kg	12mnths	50	50	52	20.5
12.5kg	18mnths	52	51	54	21.5

Imperial Conversions:

Approx Weight	Approx Age	Chest	Waist	Hips	BNW
12lb	3mnths	17 ^{1/4}	18	18	6 ^{3/4}
18lb	6mnths	18	18 ^{1/2}	19	7 ^{1/4}
21lb	9mnths	19	19	19 ^{3/4}	7 ^{1/2}
24lb	12mnths	19 ^{3/4}	19 ^{3/4}	20 ^{1/2}	8
28lb	18mnths	20 ^{1/2}	20	21 ^{1/4}	8 ^{1/2}

For more detailed measurements, please see the technical measurements section.

This information and the products to which it refers are copyright of Kennett & Lindsell Ltd.

Model Range

CT



Metric Measurements:

Height	Approx Age	Chest	Waist	Hips	BNW
92	2yrs	53	52	56	22
98	3yrs	55	53	58	23
104	4yrs	57	54	60	24
110	5yrs	59	55	63	25
116	6yrs	61	57	65.5	26

Imperial Conversions:

Height	Approx Age	Chest	Waist	Hips	BNW
36 ^{1/4}	2yrs	20 ^{3/4}	20 ^{1/2}	22	8 ^{3/4}
38	3yrs	21 ^{3/4}	20 ^{3/4}	23 ^{3/4}	9
40	4yrs	22 ^{1/2}	21 ^{1/4}	23 ^{1/2}	9 ^{1/2}
42 ^{1/2}	5yrs	23 ^{1/4}	21 ^{3/4}	24 ^{3/4}	10
45	6yrs	24	22 ^{1/2}	25 ^{3/4}	10 ^{1/2}

For more detailed measurements, please see the technical measurements section.

This information and the products to which it refers are copyright of Kennett & Lindsell Ltd.



Model Range

CH



Metric Measurements:

Height	Approx Age	Chest	Waist	Hips
92	2yrs	51	51	55
98	3yrs	53	52	57
104	4yrs	55	53	59
110	5yrs	57	54	61
116	6yrs	59	56	63
122	7yrs	62	58	66
128	8yrs	65	60	69
134	9yrs	68	71	73
140	10yrs	71	62	77
146	11yrs	74	63	81

Imperial Conversions:

Height	Approx Age	Chest	Waist	Hips
36 ^{1/4}	2yrs	20	20	21 ^{3/4}
38 ^{1/2}	3yrs	20 ^{3/4}	20 ^{1/2}	22 ^{1/2}
41	4yrs	21 ^{1/2}	20 ^{3/4}	23 ^{1/4}
43	5yrs	22 ^{1/2}	21 ^{1/4}	24
46	6yrs	23 ^{1/4}	22	24 ^{3/4}
48	7yrs	24 ^{1/2}	22 ^{3/4}	26
50 ^{1/4}	8yrs	25 ^{1/2}	23 ^{1/4}	27
52 ^{3/4}	9yrs	26 ^{3/4}	24	28 ^{3/4}
55	10yrs	28	24 ^{1/2}	30 ^{1/4}
57 ^{1/2}	11yrs	29	25	31 ^{1/4}

For more detailed measurements, please see the technical measurements section.

This information and the products to which it refers are copyright of Kennett & Lindsell Ltd.



Model Range

CG



Metric Measurements:				
Height	Approx Age	Chest	Waist	Hips
122	7yrs	63	58	68
128	8yrs	66	59	71.5
134	9yrs	69	61	75
140	10yrs	72	62	78.5
146	11yrs	75	63	82
152	12yrs	79	64	86
158	13yrs	83	66	90
164	14/15yrs	87	67	94

Imperial Conversions:				
Height	Approx Age	Chest	Waist	Hips
48	7yrs	25	22 $\frac{3}{4}$	26 $\frac{3}{4}$
50	8yrs	26	23 $\frac{3}{4}$	28
52 $\frac{1}{2}$	9yrs	27	23 $\frac{3}{4}$	29 $\frac{1}{2}$
55	10yrs	28 $\frac{1}{4}$	24 $\frac{1}{4}$	31
57 $\frac{1}{2}$	11yrs	29 $\frac{1}{2}$	24 $\frac{3}{4}$	32 $\frac{1}{2}$
60	12yrs	31	25 $\frac{1}{4}$	34
62	13yrs	32 $\frac{1}{2}$	25 $\frac{3}{4}$	35 $\frac{1}{2}$
64	14/15yrs	34	26 $\frac{1}{4}$	37

Girls figure development as height and age increase from Model CT.

For more detailed measurements, please see the technical measurements section.

This information and the products to which it refers are copyright of Kennett & Lindsell Ltd.



Model Range

CB



Metric Conversions:			
Size	Chest	Waist	Hips
24	61	56.5	62
25	63.5	58	65
26	66	59	67
27	68.5	60.5	71
28	71	63	73.5
29	73.5	64	76
30	76	66	79
32	81.25	70	84
34	86.5	72.5	89

Imperial Measurements:			
Size	Chest	Waist	Hips
24	24	22 ^{1/4}	24 ^{1/2}
25	25	22 ^{3/4}	25 ^{1/2}
26	26	23 ^{1/4}	26 ^{1/2}
27	27	23 ^{3/4}	28
28	28	24 ^{1/2}	29
29	29	25 ^{1/4}	30
30	30	26 ^{1/4}	31
32	32	27 ^{1/2}	33
34	34	28 ^{1/2}	35

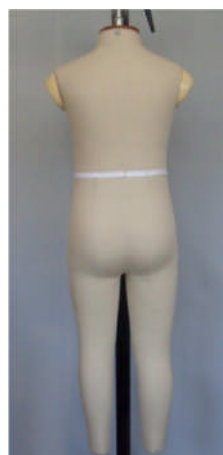
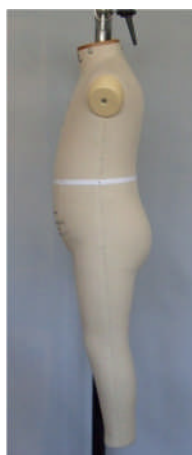
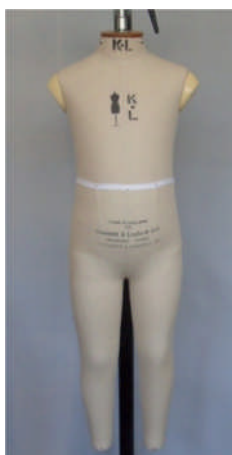
Youth's fitting (Boys)

For more detailed measurements, please see the technical measurements section.


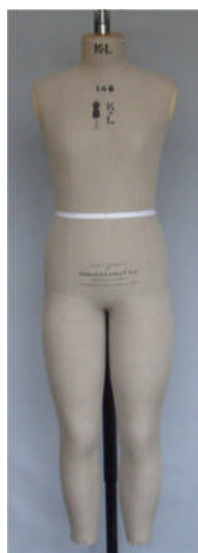
This information and the products to which it refers are copyright of Kennett & Lindsell Ltd.

Model Range

CFL



4/5 yrs



11/12 yrs

Metric Measurements:

Height	Approx Age	Chest	Waist	Hips	BNW
110	4/5yrs	57	56	63	24
134	8/9yrs	66	56.5	66	26.5
146	11/12yrs	75	63.5	81	35

Imperial Conversions:

Height	Approx Age	Chest	Waist	Hips	BNW
43	4/5yrs	22 ^{1/2}	22	24 ^{3/4}	9 ^{1/2}
52 ^{3/4}	8/9yrs	26	22 ^{1/4}	26	10 ^{1/2}
57 ^{1/2}	11/12yrs	29 ^{1/2}	24 ^{3/4}	31 ^{3/4}	13 ^{3/4}

Basic Children's shape with legs, designed around our existing ranges.

For more detailed measurements, please see the technical measurements section.

This information and the products to which it refers are copyright of Kennett & Lindsell Ltd.

Model Range

TG



Metric Measurements:

Height	Approx Age	Chest	Waist	Hips
122	7/8yrs	62	55	67
128	8/9yrs	65.5	56	70
134	9/10yrs	69	58	74
140	10/11yrs	72.5	59	78
146	11/12yrs	76	59	82
152	12/13yrs	79.5	61	86
158	13/14yrs	83	63	90
164	14/15yrs	86.5	65	94

Imperial Conversions:

Height	Approx Age	Chest	Waist	Hips
48	7/8yrs	24 ^{1/2}	21 ^{1/2}	26 ^{1/4}
50 ^{1/2}	8/9yrs	25 ^{3/4}	22	27 ^{1/2}
52 ^{3/4}	9/10yrs	27	23	29
55 ^{1/4}	10/11yrs	28 ^{1/2}	23 ^{1/4}	30 ^{3/4}
57 ^{1/2}	11/12yrs	30	23 ^{1/4}	32 ^{1/4}
61	12/13yrs	31 ^{1/4}	24	33 ^{3/4}
62 ^{1/4}	13/14yrs	32 ^{1/2}	24 ^{3/4}	35 ^{1/2}
64 ^{1/2}	14/15yrs	34	25 ^{1/2}	37

For more detailed measurements, please see the technical measurements section.

This information and the products to which it refers are copyright of Kennett & Lindsell Ltd.



Model Range

TGFL



Metric Measurements:

Size	Bust	Waist	Hips	BNW
153	83.5	66	89.5	38

Imperial Conversions:

Size	Bust	Waist	Hips	BNW
153	33	26	35 ^{1/4}	15

An additional choice to the TG range, the TGFL, a full-length variant based upon the model range TG but with anatomical adjustment from body scans.

The range is only available in height 153cm (approx. age 13/14 years) at first but may be extended subject to demand.

For more detailed measurements, please see the technical measurements section.

Model was designed to metric specifications and the imperial (inch) measurements are provided as a guide only.

This information and the products to which it refers are copyright of Kennett & Lindsell Ltd.



Model Range

YSW



Metric Measurements:

Bust	Waist	Hips	BNW
79.5	65	87.5	40

Imperial Conversions:

Bust	Waist	Hips	BNW
31 ^{1/4}	25 ^{1/2}	34 ^{1/2}	15 ^{3/4}

A young shape designed to link between our Teenage ranges – the TG and TGFL – and our choice of female shapes. Could be considered as size 8 with AA cup.

For more detailed measurements, please see the technical measurements section.

This information and the products to which it refers are copyright of Kennett & Lindsell Ltd.



Model Range

YSW/FL



Metric Measurements:

Bust	Waist	Hips	BNW
79.5	65	87.5	40

Imperial Conversions:

Bust	Waist	Hips	BNW
31 ^{1/4}	25 ^{1/2}	34 ^{1/2}	15 ^{3/4}

Designation: 162cm Height – Could be considered a size 8 with an AA Cup.

A young shape designed to link between our Teenage ranges, the TG and TGFL, and our choice of female shapes. The range is designed to Metric specifications, and the imperial information is provided as a guide only.

For more detailed measurements, please see the technical measurements section.

This information and the products to which it refers are copyright of Kennett & Lindsell Ltd.