

FOCUSsb
ELECTRICAL ACCESSORIES



British Made and Bespoke

www.focus-sb.co.uk


Focus SB, British Made and Bespoke

Proud to be manufacturing in Britain, Focus SB turn virgin sheet metal through a multi stage manufacturing process into electrical accessories of distinction.

Stages are often completed by hand to produce beautiful and functional electrical accessories to adorn the rooms of quality commercial and residential interiors.

There are a number of benefits that we can bring to the table for specifiers because of our Sussex based manufacturing capabilities.

Focus SB's in-house facilities like our paint shop where any metal plate can be sprayed to match a RAL colour, or our CAD team who can draw up fresh designs for a completely unique accessory, provide a wide diversity of design options.



MADE IN BRITAIN



Combining manufacturing with design characterises Focus SB, uniquely enabling us to keep up with and provide for design trends, quickly.

Furthermore, clients have the option of a completely bespoke service, where plates can be designed and made from scratch, or catalogued ranges manipulated. This can be done at competitive prices.

Communication is key at Focus SB. Everyone is under one roof, so any questions or alterations are communicated clearly and executed quickly.

The attention to detail that is applied to our electrical accessories ensures longevity of life, so clients should only have to buy once.

Focus SB's electrical plates are a fine example of British manufacturing, made to last a life-time.



Our Standard Finishes



Polished Brass



Polished Chrome



Bronze Antique



Matt Black



Satin Brass



Satin Chrome



Bronze Satin Stainless



Primed



Antique Brass



Polished Nickel



Chocolate Bronze



Spray Colours



Antique Silver



Satin Nickel



Jordan Bronze



Screen Printing Available



Polished Stainless Steel



Black Nickel



Gloss White



French Gilt



Satin Stainless Steel



Prism Clear Acrylic



Matt White

Finishes are a representation only and may vary due to printing processes. Bronze and Antique finishes can vary from batch to batch due to hand finishing processes.

Tel 01424 858060 to order a swatch.

Contents

Bespoke



Audio Visual
Accessories p6-7



Bespoke
Service p8-15



Hotel
Accessories p16-25

Control Plate Covers p26

Custom Made Wallboxes p27

Flat Plate Ranges



Ambassador p28-31



Ambassador
Square
Corners p32-33



Primed Finish p34-35



True Edge p36-37



Horizon p38-39



Horizon
Square
Corners p40-41

Clear Acrylic Ranges



Prism
Clear Acrylic p42-43



Prism II Screwless
Clear Acrylic p44-45

Semi Raised Plate Ranges



Morpheus
Screwless p46-47



Titan p48-49

Luxury Raised Plate Ranges



Adam p50



Dorchester p50



Kensington p51



Mayfair p51

Raised Plate Ranges



Georgian p52



Sheraton p52



Regency p53



Victorian p53

Solutions Ranges



Cheltenham p54



Lincoln p54



Newbury p55



Worcester p55

Case Studies p56-63

Digital Thermostat p64

Floor Sockets p65

Inline Dimming Modules p66

ThermOLED p67

Contact Details p68



Ambassador Bronze Antique finish shown

Audio Visual Accessories

- Audio Visual accessories exactly how you need them
- We can produce many different combination plates to meet your specific requirements
- Choose from our range of stunning styles and finishes to match in with your standard plates



Bespoke Service



Ambassador Polished Chrome finish shown



Bespoke Service

- Mix and match interiors - no limitation (must be within regulations)
- Dimmer, rocker, and dolly switches available
- Plates manufactured to any size - except for Prism II, Morpheus and Titan ranges
- Custom back-boxes can be made to suit product
- Plates can be made and finished to match requirements

Ambassador Square Corners Satin Stainless finish shown



Ambassador Polished Stainless Steel finish shown



Cheltenham Polished Brass finish shown



Ambassador Polished Chrome finish shown



Prism Clear Acrylic finish shown



Morpheus Polished Chrome finish shown



Morpheus Satin Stainless Steel finish shown



Ambassador Polished Chrome finish shown



Hotel Accessories

- Bespoke to customer requirements
- Data incorporated
- International power
- Lighting control and audio visual
- Any combination of bespoke back-boxes can be made to suit



Ambassador Polished Brass finish shown





Ambassador Matt White finish shown







Ambassador Bronze Antique finish shown



More Hotel Plate Examples



Energy Saving Door Card Switches



Card switch 1

A double (reinforced) insulated switch suitable for high inrush currents experienced in lighting circuits.

- 21 amps resistive - 8 amps inductive (2HP motor) - 5 amps lamp load - minimum 100ma
- Switches tested to BS EN 61058 which requires the following overload performance:
50 Cycles @ 72 amps (250 VAC - cosphi 0,5)
- Where frequent high loadings are likely to be experienced a double switch configuration can be specified for extended life

Card switch 2

A low power switch designed for high reliability and extended life.

- Switch rating 5amps resistive
- Mainly designed for use with contactors (relays)

Seek light included to aid location in low light conditions (requires a neutral connection).
Switch supplied as standard in "normally open" configuration however "normally closed" is available on request where it is required to eliminate contactor coil hum.

Control Plate Covers



Custom design



Wise



Lutron



Lutron




Skylight



Lutron



Galaxy Keypad



Tele Adapt



Control 4



iLight



Lutron

Focus SB can produce custom made cover plates for some of the electronic control systems from Lutron, Teleadapt, Wise and other systems suppliers.


Working with designers, specifiers, architects or contractors we can manufacture electronic control plates to match any style and finish from our extensive range.

Custom Made Wallboxes



Bespoke electrical accessories do not have to be confined to the size of "standard" wall boxes.

Focus SB can produce custom designed wall boxes in any size to suit the application you require, from one off runs to large volumes, we have the ability to meet your requirements, providing a complete solution for bespoke accessories installation.



Flat Plate Ranges



Ambassador Polished Brass finish shown



Ambassador

The rounded corners of the Ambassador range can soften the design of an interior subtly, with its smooth finish and curves.

- Flat plate
- Radius corners
- Wandsworth interiors
- Secondary fix
- Slotted screws





Ambassador Satin Chrome finish shown



Ambassador Satin Stainless Steel finish shown



Ambassador Square Corners

For a straightforward way to add extra definition to a room, the square cornered Ambassador gives that extra edge.


- Flat plate
- Squared corners
- Wandsworth interiors
- Secondary fix
- Slotted screws

Ambassador Square Corners Satin Nickel finish shown



Ambassador Square Corners Satin Chrome finish shown





Primed Finish

Match plates to your wall colour with our Primed finish, available on all our metal plate ranges.

- Plates can be supplied primed for on site painting or
- We can spray plates to match any RAL, BS or Pantone colour or match to customer samples
- Available on all ranges except Prism and Prism II



Ambassador Square Corners Primed finish (painted) shown



True Edge Polished Brass finish shown

True Edge

The True Edge is sharp, stylish and modern. This style is at home in modern interiors whilst adding an extra edge to period properties.

- Flat plate
- Guillotined corners
- Wandsworth interiors
- Secondary fix
- Hex head screws



True Edge Satin Chrome finish shown

Horizon

The Horizon is a contemporary styled flat plate to suit both modern and period interiors.

- Flat plate
- Radius corners
- Crabtree interiors
- Secondary fix
- Hex head screws



Horizon Polished Brass finish shown



Horizon Satin Chrome finish shown



Horizon Square Corners Polished Chrome finish shown

Horizon Square Corners

Horizon Square Corners is a sleek plate that brings extra style and sophistication to a room.

- Flat plate
- Squared corners
- Crabtree interiors
- Secondary fix
- Hex head screws



Prism Clear Acrylic Ranges





Prism Clear Acrylic

Make your switches almost disappear with our clear plate: Prism.
This is a high quality accessory that sits discreetly in an interior.

- Flat plate acrylic
- Bevelled and flame polished edge
- Wandsworth interiors
- Secondary fix
- Slotted screws
- Supplied with a template for fitting





Prism II Screwless Clear Acrylic

This clear thermoplastic face plate, which is screwless, sits discreetly on the wall and allows the aesthetics of the interior to shine through.

- Semi raised plate
- Wandsworth interiors
- Screwless with secondary Fix
- Supplied with a template for fitting



Semi Raised Plate Ranges





Morpheus Screwless

This smooth and screwless plate design will give you a finish that is as sleek as your interior. The Morpheus style is a testament to quality design and manufacturing.

- Semi raised plate
- Wandsworth interiors
- Secondary fix
- Screwless

Morpheus Polished Stainless Steel finish shown



Titan Polished Chrome finish shown



Titan

New Titan has the smooth design style of a modern flat plate but it being semi raised has allowed for a heavier luxurious feel to this plate.

- Semi raised plate
- Crabtree interiors
- Secondary fix
- Hex head screws



Luxury Raised Plate Ranges



Adam

The Adam (Lux Frame) design is available in a French gilt finish and incorporates a leaf design.

- Leaf frame design
- Wandsworth interiors
- Secondary fix
- Slotted screws

Lux Frames

All luxury raised plate ranges shown here have a two-piece plate combination and can incorporate split finishes to special order, creating a stunning visual effect.

Adam French Gilt finish shown



Dorchester

The sculptured contours of the Dorchester (Lux Frame) plate offers superb styling with product versatility.

- Simple frame design
- Wandsworth Interiors
- Secondary fix
- Slotted screws

Dorchester Bronze Antique finish shown



Kensington

The Kensington (Lux Frame) range with a rope plate design has been designed to create timeless elegance and style.

- Rope frame design
- Wandsworth interiors
- Secondary fix
- Slotted screws

Kensington Polished Chrome finish shown



Mayfair

The Mayfair (Lux Frame) range with its beaded decorative frame gives an air of sophistication.

- Bead frame design
- Wandsworth interiors
- Secondary fix
- Slotted screws

Mayfair Polished Brass finish shown

Raised Plate Ranges



Georgian

The Georgian is a classic plate that has opulent design features to bring a touch of luxury to an interior.

- Rope edge
- Wandsworth interiors
- Secondary fix
- Slotted screws

Georgian Polished Brass finish shown



Sheraton

An attractive stepped plate design that is able to complement most interior types, creating the desired up market appeal.

- A stepped edge
- Wandsworth interiors
- Secondary fix
- Slotted screws

Sheraton Polished Nickel finish shown



Regency

The decorative beaded design of the Regency plate is a beautiful addition to any room.

- Beaded edge
- Wandsworth interiors
- Secondary fix
- Slotted screws

Regency Polished Brass finish shown



Victorian

A very simple and plain design that is able to blend with both contemporary and traditional interiors.

- Plain edge
- Wandsworth interiors
- Secondary fix
- Slotted screws

Victorian Polished Brass finish shown

Solutions Ranges



Cheltenham

This attractive roped edge design is complementary to traditional interiors.

- Rope edge
- Crabtree interiors
- Slotted screws

Cheltenham Polished Brass finish shown



Lincoln

The Lincoln range has a simple stepped plate design to suit most interiors.

- Stepped edge
- Crabtree interiors
- Slotted screws

Lincoln Satin Chrome finish shown



Newbury

A very plain and simple design that sits well within both traditional and contemporary spaces.

- Plain edge
- Crabtree interiors
- Slotted screws

Newbury Polished Chrome finish shown



Worcester

The Worcester beaded range brings a luxurious look to a property.

- Beaded edge
- Crabtree interiors
- Slotted Screws

Worcester Polished Brass finish shown

A Peppering of Focus SB Plates

A period country property in Chichester called Peppering House, recently underwent a grand refurbishment and Focus SB plates, which were chosen and custom made, blended its aged character with modern design.

It is the finishing touches that add the extra mark of quality and in this refurbishment project over 300 plates were chosen from our range. The attention to detail shown by having custom plates that co-ordinate with wall colouring and design themes raises the standard of the overall finish, and places a unique touch on the refurbishment. Martin Ellwood, Managing director of Bognor Regis based installer, Homepower, who chose to use Focus SB for this project said:

"The finished quality on the products was superb, both myself and the customer are extremely pleased with the end result."

The aged character held by the property still remains but with the use of Focus SB plate ranges: Prism II Clear Acrylic, Ambassador Primed finish and True Edge, it has been given a modern and sleek finish.

Martin explains: "Due to the nature of the property and the variation of the interior design themes in each room, the owner was looking for an array of lighting plate finishes, to compliment the paint and wallpaper.

Focus SB has a wide range of finishes suited for all ages of properties and we were very pleased with what they had to offer."

Martin then goes on to say: "Whenever we are approached for the more prestigious projects, we always turn to Focus SB – not only are their products very well made, but when we have an unusual request, its specialist metal workers can provide it without any problem at all."

Roger Kemp, Managing Director of Focus SB, explains that the company has been dedicated to the manufacture of electrical accessories for more than 30 years:

"Manufactured in Sussex, our plates are hand-finished by our skilled craftspeople to ensure a product that is both functional and beautiful, as well as made to last a lifetime."



Prism II Clear Acrylic





Ambassador Primed finish (painted)



True Edge Satin Chrome finish

Lansdowne House

Focus SB was involved with the radical refurbishment of Lansdowne House: a recording studio transformed into a lavishly modern interior.

Artists like John Lennon and the Sex Pistols once recorded in Lansdowne House. The Edwardian building, originally built for struggling artists, has always had creativity flaring in it.




It is now a dazzling project by designer Audrey Lovelock who transformed the space into a lavishly contemporary interior using, among other stylish brands, Focus SB's True Edge electrical face-plates in a Satin Chrome finish.

Audrey commented:

"I chose this Focus range because of its quality and clean looking design, plus their plates could be made to a bespoke combination."



"The sockets are a sleek design. I was looking for good quality and value for money and Focus SB fitted the bill. They were very helpful, knowledgeable and friendly when I called up"





True Edge Satin Chrome finish shown



Focus SB at the heart of the refurbishment of Stanmore Hall

Refurbishing a country house first built in 1810 is no mean feat. Owners Bill and Patti Hyatt bought the property in 2010 despite the state of disrepair it had fallen into. The pair had a vision for the 12-bedroom Georgian mansion. 'We had to plan every room down to the finest, minute detail from the very outset. Sockets and switches could have really clashed had they not been considered, but thankfully my wife is a stickler for detail' says Bill Hyatt. 'Focus SB was recommended to us and the service we have received throughout could not have been better. Some of the finishes may have been challenging, but nothing has been too difficult for them to produce bespoke.'

The Dorchester range was used throughout to suit the age of the house and the finishes included Antique Brass, Matt Black, Colour-Coated Pewter and Gloss White to match the different themed rooms.

Dorchester Antique Brass finish shown



Dorchester Polished Chrome, Antique Brass and Gloss White finishes shown

Focus SB switches specified throughout new build

One man was so impressed with the build quality and design of Focus SB lighting accessories that he specified them throughout his whole house.

Gary Barr ordered a total of 40 different plates of a number of variations of the Morpheus range including double rockers, fan isolators and switch spurs, as he explains: "In February this year I embarked on a new house build project and as everyone does, I set high standards for the equipment throughout," he says. "I decided at an early stage to ensure that we had the highest quality outlets for power and lighting and from my knowledge of Focus SB decided that they could provide what I needed."

Produced with the highest quality craftsmanship, materials and British made interiors for exceptional reliability, Morpheus is a slim and discrete range to suit the very finest environments and now comes with a screwless version, as Gary continues: "I was attracted by the Morpheus range and the fact that no screw holes were visible; this was maintained at all high level light switches, phone and TV aerial points. In all about 100 various units were produced by Focus SB and the service throughout has been excellent."

Roger Kemp, Managing Director of Focus SB, comments: "When Gary approached us to manufacture all the lighting and electrical plates for his house we were only too delighted and I am pleased that the project has been such a success."




Morpheus Screwless



Morpheus Satin Stainless Steel finish shown



Digital Thermostat



**Excludes Prism, Prism II, Morpheus, Victorian and Titan ranges.
Plate is larger than a standard plate size - please see below.*

Now you can match your digital thermostat to the rest of your electrical accessories. Our thermostat comes complete with a metal plate cover which we can manufacture in any style and finish to match our comprehensive range.*

This enables the end user to have a coordinated finish throughout the project. The coverplate size is 130.5cm by 133cm and comes with its own bespoke wallbox.

- Eco button for energy saving
- Mains or low voltage switching with two wire connection
- Large, easy to read, display
- Operates on 2 x AA batteries (supplied)



Ambassador Satin Stainless Steel finish shown

Floor Sockets




Trailing wires can be a thing of the past when electrical devices are plugged into Focus SB's Floor Sockets, which can be installed anywhere in the room.

These sockets can be installed in the floor or, on the flip side, the wall where, if primed and painted, they blend into the interior and go unnoticed. Focus SB Floor Sockets are available in any of our beautiful finishes, except: Polished or Satin Stainless, and are available with Wandsworth interiors. Bespoke Floor Sockets can also be produced.



True Edge Satin Chrome and Ambassador Primed (painted) finishes shown

Inline Dimming Modules



SOLO DIM

The SOLO DIM is designed to control individual circuits, giving greater control of lighting on a room-by-room basis.

The customisable dimming functionality is accessed in a room via a retractive switch. The Dimming Module is installed behind the scenes in the electrical circuit out of sight.

- One Channel in line dimmer module
- Controls Leading Edge or Trailing Edge
- 600watt maximum Leading Edge bulb load
- 400watt in Trailing Edge mode
- 150watt maximum LED load in Trailing Edge mode*
- Dimming controlled by retractive rocker switches, retractive dolly switches and bell pushes

**Please check with bulb manufacturer for compatibility.*

Prism Clear Acrylic finish shown



SOLO Relay

SOLO Relay – remote switching only


- One Channel switching only module
- Switching controlled by retractive rocker switches, retractive dolly switches and bell pushes
- 6amp maximum load
- Switching function can be used to control powered blinds, projector screens etc.



ThermOLED

ThermOLED control solution is available in most of Focus SB's high quality metal decorative plate ranges and finishes. ThermOLED monitors a room's ambient air temperature via a temperature sensitive decorative control plate, sits flush against the wall inside and fits into a standard 35mm single wallbox.

- Blue OLED display
- 'Automatic or 'first touch' display illumination
- Multifunction display showing both current temperature and Set-point temperature
- 7 day timer with up to three ON-OFF events per day
- Three temperature control modes: ambient, external and combined
- Memory retained indefinitely during power cuts
- Relay module located remotely with connection to control plate via CAT5 cable
- Control plate fits inside a 35mm deep single wallbox
- Can be used to control under floor heating



All wallpaper supplied by Tektura wallcoverings
www.tektura.com www.bnwallcoverings.co.uk

TEKTURA
WALLCOVERINGS



Download our
RoomView App
from the App Store
or Google Play



No long lead times | No minimum order | Complete bespoke service
Free delivery to mainland UK | Find us on Facebook and Twitter @FocusSB

Tel: 01424 858060 www.focus-sb.co.uk

Napier Road Castleham Industrial Estate St Leonards-on-Sea East Sussex TN38 9NY

FocusSb****
ELECTRICAL ACCESSORIES