

Lockers

The Maxwood range of lockers provides dependable performance and design opportunity. Making use of a range of materials that will enhance leisure and changing areas, all products are built to high quality standards for long-lasting project satisfaction.

Option of coin-operated locks or cam locks

Wide range of configurations and sizes available

Multiple colour options available

Choice of interior options

Highly durable and water-resistant

Wide range of configurations and sizes available

Option of cam locks or latch locks for use with padlocks



Oracle



Orion



Océan



Orla

Specifications

Orion Glass Lockers

Reference: Maxwood ORION GLASS LOCKERS

Locker Carcass

Sides/Shelf: Manufactured from 4mm solid grade laminate in white resin coated finish

Base/Top: Manufactured from 8mm solid grade laminate in white resin coated finish. Recessed from door for effective air ventilation

Frame: Heavy duty satin anodised aluminium profile for rigidity and strength

Doors

Core Material: 8mm ceramic baked toughened safety glass

Colour/Finish: Silk screen printed in a choice of five colours to high level of opacity

Edge Treatment: All edges are bevelled and sanded

Ironmongery / Accessories

Hinge: Robust stainless steel hinges recessed for flush surface front

Lock Type: Robust cam lock with 2 keys supplied per lock. Master keys supplied

Numbering: Satin anodised aluminium engraved number plates

Hooks: Double coat hooks are fitted in each compartment

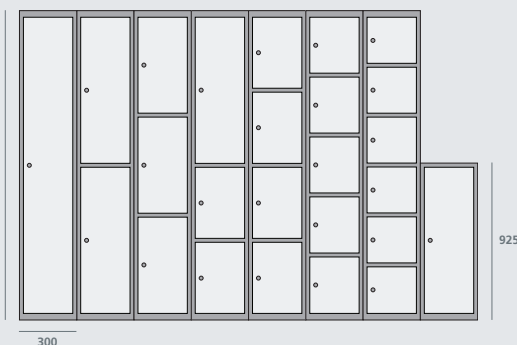
Door Restraint: Stainless steel door restraint set to 90°

Plinth

Lockers are floor mounted; It is recommended that they are mounted onto a level timber / concrete plinth provided by the contractor

Dimensions

H 1850mm W 300mm D 520mm



1850

300

925

Optional enhancements

Shelf: Option of glass shelf

Dimensions: Alternative sizes available

Locker stands: Manufactured from heavy-gauge aluminium extrusion; to be used where floor irregularities or gradients occur

Stands with seats: Lockers can be supplied with an integral bench providing personal convenience to the user and easy floor cleaning

Wall hung: Option of cantilever wall hung brackets allowing 460mm clear space below lockers

End panels: Where locker ends are visible, end panels can be provided in solid grade laminate or glass. All necessary fixings are supplied

Sloped top capping: Ideal for anti-storage / hygiene requirements

Optional locks: Swivel latch lock for users own padlock, coin retain / coin refund locks or electronic locking systems are all available on request

Numbering: Wrist bands or laminated plastic number discs with split key ring can be provided

Note: Any optional enhancements required are clarified at point of specification

Oracle Z-Lockers

Reference: Maxwood ORACLE Z-LOCKERS

Locker Carcass

Sides/Shelf: Manufactured from 4mm solid grade laminate in white resin coated finish

Base/Top: Manufactured from 8mm solid grade laminate in white resin coated finish. Recessed from door for effective air ventilation

Frame: Heavy duty satin anodised aluminium profile for rigidity and strength

Doors / End Panels

Core Material: 13mm solid grade laminate

Colour/Finish: Solid grade laminate giving 13mm overall panel thickness

Edge Treatment: All edges radiused and polished, with rounded corners

Ironmongery / Accessories

Hinge: Robust stainless steel hinges recessed for flush surface front

Lock Type: Robust cam lock with 2 keys supplied per lock. Master keys supplied

Numbering: Each door has an engraved laminated plastic number disc (numbered to suit compartment number)

Hooks: Double coat hooks are fitted in each compartment

Door Restraint: Stainless steel door restraint set to 90°

Plinth

Lockers are floor mounted; It is recommended that they are mounted onto a level timber / concrete plinth provided by the contractor

Dimensions

H 1850mm W 330mm D 520mm

Optional enhancements

Dimensions: Alternative sizes available

Locker stands: Manufactured from heavy-gauge aluminium extrusion; to be used where floor irregularities or gradients occur

Stands with seats: Lockers can be supplied with an integral bench providing personal convenience to the user and easy floor cleaning. Hot air sources can be installed beneath the locker for drying purposes

Wall hung: Option of cantilever wall hung brackets allowing 460mm clear space below lockers

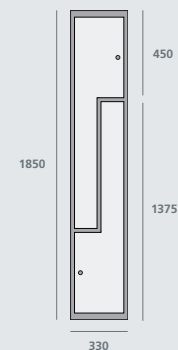
End panels: Where locker ends are visible, end panels can be provided. All necessary fixings are supplied

Sloped top capping: Ideal for anti-storage / hygiene requirements

Optional locks: Swivel latch lock for users own padlock, coin retain / coin refund locks or electronic locking systems are all available on request

Numbering: Number can be engraved into door, wrist bands or laminated plastic number discs with split key rings can be provided

Note: Any optional enhancements required are clarified at point of specification



1850

330

450

1375

Specifications

Océan Glass Lockers

Reference: Maxwood Océan SGL LOCKERS

Locker Carcass

Body: One piece aluminium shell with radiused internal corners

Frame: Heavy duty extruded aluminium profile for rigidity and strength

Shelves: Manufactured from high strength polymer with incorporated ventilation holes to allow flow of air through the locker NB: Full length lockers come fitted with a hat shelf

Base: Manufactured from high strength polymer with floor fixing points

Doors / End Panels

Core Material: 10mm solid grade laminate

Colour/Finish: Solid grade laminate giving 10mm overall panel thickness

Edge Treatment: All edges radiused and polished, with rounded corners

Ironmongery / Accessories

Hinge: Sprung loaded continuous aluminium extruded anti finger-trap hinge

Lock Type: Coin operated lock set to coin-refund. In locked position latch engages into frame upright for ultimate security

Keys: Two keys supplied per lock with each key having a retaining pin and a circular number disc with split key ring. Two master keys are supplied

Numbering: Each door has an engraved laminated plastic number plate (numbered to suit compartment number)

Hooks: Single and double compartment lockers have a moulded coat hook to right hand side of each compartment

Plinth

Lockers are floor mounted; It is recommended that they are mounted onto a level timber / concrete plinth provided by the contractor

Dimensions

H 1800mm W 300mm D 450mm

Optional enhancements

Doors: Option of inset doors providing extra security and visual contrast between frame and door

Dimensions: Alternative sizes – Width: 400mm / Depth: 500mm

Plinths: 100mm aluminium plinth or solid grade laminate faced timber plinth

Locker stands: Manufactured from heavy-gauge aluminium extrusion; to be used where floor irregularities or gradients occur

Stands with seats: Lockers can be supplied with an integral bench providing personal convenience to the user and easy floor cleaning.

Hot air sources can be installed beneath the locker for drying purposes

End panels: Where locker ends are visible, end panels can be provided. Manufactured from solid grade laminate as singles, or doubles for lockers positioned back-to-back. All necessary fixings are supplied


Sloped top capping: For anti-storage / hygiene requirements

Optional locks: Coin retain with cash box to rear of door, electronic lock, ASSA card lock, combination lock, removable barrel locks are all available on request

Numbering: Option of numbered wrist straps available

Note: Any optional enhancements required are clarified at point of specification

Note: Any optional enhancements required are clarified at point of specification



Orla Steel Lockers

Reference: Maxwood ORLA STEEL LOCKERS

Locker Carcass

Core Material: Manufactured from heavy duty channel section mild steel. Spot welded and pop riveted frame for rigidity with incorporated ventilation slots to allow flow of air through locker

Base: Formed as part of the 60mm integral plinth with floor fixing points

Colour/Finish: Durable stove enamelled finish in Ice Grey

Doors

Core Material: Manufactured from heavy duty channel section mild steel with full length stiffening bar for additional rigidity

Colour/Finish: Durable stove enamelled finish in a range of ten colours

Ironmongery / Accessories

Hinge: Steel 'five knuckle' semi concealed hinge

Lock Type: Robust cam lock with 2 keys supplied per lock. Master keys supplied

Numbering: Each door has a plastic escutcheon plate for holding a name / number card

Hooks: Hanging rail and coat hooks are fitted in one and two compartment lockers

Dimensions

H 1775mm W 300mm D 450mm

Optional enhancements

Doors: Option of solid grade laminate doors for enhanced visual appearance and strength

Dimensions: Many alternative sizes in width and depth

Locker Stands: Manufactured from heavy-gauge aluminium extrusion; to be used where floor irregularities or gradients occur

Stands with seats: Lockers can be supplied with an integral bench providing personal convenience to the user and easy floor cleaning

End panels: Where locker ends are visible, end panels can be provided

Sloped top capping: For anti-storage / hygiene requirements (1:3 gradient to suit depth)

Optional locks: Latch lock for users own padlock, three-point locking system for greater security, or combination locks can be provided

Numbering: Laminated plastic numbered door plates with circular number discs with split key rings can be provided

Note: Any optional enhancements required are clarified at point of specification

Note: Any optional enhancements required are clarified at point of specification

