




CLIPSEAL

The simple way to replace your seal
Just Measure - Cut
- Fit and Go !

Available for 4mm - 6mm Glass

Available for 7mm - 9mm Glass

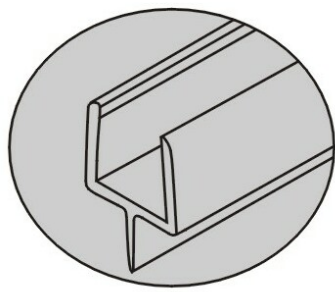


4mm - 6mm thick glass

Part number: PS 4 - 6

7 - 9mm thick glass

Part number: PS 4 - 8


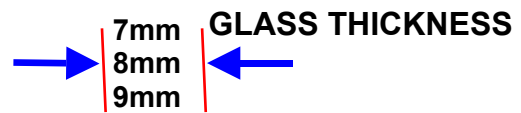



PS-4

86cm in length

Cut to size
with hacksaw

**Important: Measure the thickness of your glass door plus the gap between your shower door / screen and the bath to ensure this seal will fit.
Please do not assume that it will fit - Measure your existing seal and check with pic below**



Note. Byretech recommends that all black mould in the bathroom is removed prior to fitting its products.



Byretech Ltd
Unit 51 Padgets Lane, South Moons Moat,
Redditch, Worcestershire B98 0RD UK.
Phone: +44 (0) 1527 522 522 Fax: +44 (0) 1527 522 111
E-mail: info@byretech.com Web: www.byretech.com