



Cases and Racks

APPLICATIONS AND SIZES

UK VI0.04D



Amazon was created with one aim in mind: to give ultimate protection to your equipment during transportation, deployment and storage.



Securely protected

Using the latest polyethylene rotomoulding technology, Amazon protects equipment from sand, dust, water ingress, impact, vibration and extremes of temperature, keeping it secure during transit and ready for deployment. Amazon Cases are used successfully in military and security applications worldwide, including protecting COTS equipment for military applications and are available in black and olive drab - with other colours available at short notice.

The Space You Need

Amazon Cases have more space for any given external case size – by eliminating the normal wasteful thick wall cavity, restrictive narrow top opening and bulky deep lid. Amazon Cases are available in the sizes below and, for larger quantities, can be manufactured cost effectively in any size for an exact equipment fit.

Amazon Cases are accredited to MIL-STD 810F and are rated IP65.

Part Number	DIMENSIONS												Nato Stock No. (NSN)	
	External			Internal			Volume (m ³)	Weight (kg)	Handles	Catches	Hinges	Wheels (option)		Quickship?
Length	Width	Height	Length	Width	Height									
AC4530-2307	450	300	300	390	240	260	0.04	5.0	2	2	2	N	Y	145-99-253-0976
AC4631-0808	458	305	153	374	222	117	0.02	4.1	0	2	2	N	N	
AC4631-2110	458	305	305	374	222	269	0.04	6.1	2	2	2	N	N	
AC5045-3307	500	450	400	440	390	360	0.09	8.5	2	4	2	N	Y	8145-99-968-4816
AC5644-6210	559	439	712	476	355	676	0.17	9.7	2	6	2	N	N	
AC6030-5307	600	300	600	540	240	560	0.11	9.4	2	5	3	N	Y	
AC6040-4307	600	400	500	540	340	460	0.12	10.9	2	5	3	N	Y	8145-99-551-4820
AC6045-2307	600	450	300	540	390	260	0.08	9.2	2	5	3	N	Y	8145-99-893-7854
AC6045-3307	600	450	400	540	390	360	0.11	9.6	2	5	3	N	Y	8145-99-666-7176
AC6045-4307	600	450	500	540	390	460	0.14	11.2	2	5	3	N	Y	8145-99-887-2317
AC6060-4307	600	600	500	540	540	460	0.18	13.0	4	7	3	N	Y	8145-99-402-7149
AC6060-5307	600	600	600	540	540	560	0.22	15.5	4	7	3	N	Y	8145-99-235-4895
AC6146-2110	610	458	305	527	374	269	0.09	7.7	2	5	3	N	N	
AC6146-4211	610	458	521	527	374	485	0.15	9.7	2	5	3	N	N	
AC6161-4615	610	610	610	527	527	549	0.23	14.0	4	7	3	N	N	
AC7545-3307	750	450	400	690	390	360	0.14	12.3	2	5	3	Y	Y	8145-99-761-2696
AC7545-4307	750	450	500	690	390	460	0.17	13.7	2	5	3	Y	Y	8145-99-388-6300
AC7545-5307	750	450	600	690	390	560	0.20	15.4	2	5	3	Y	Y	8145-99-729-6181
AC7552-3010	743	515	407	660	431	371	0.16	12.7	2	5	3	N	N	
AC7560-2307	750	600	300	690	540	260	0.14	13.0	4	7	3	Y	Y	8145-99-751-6085
AC7560-3307	750	600	400	690	540	360	0.18	13.4	4	7	3	Y	Y	8145-99-514-4366
AC7560-4307	750	600	500	690	540	460	0.23	15.9	4	7	3	Y	Y	8145-99-891-0545
AC7560-5307	750	600	600	690	540	560	0.27	17.2	4	7	3	Y	Y	8145-99-754-8113
AC8249-2507	820	483	320	736	400	284	0.13	12.0	2	5	3	N	N	
AC8754-6115	864	533	760	779	446	713	0.35	18.0	6	10	0	Y	Y	
AC8754-1561/AC	864	533	760	779	446	713	0.35	18.0	6	10	0	Y	Y	
AC8775-6115	864	745	760	779	660	713	0.49	22.2	4	12	0	Y	Y	
AC8775-1561/AC	864	745	760	779	660	713	0.49	22.2	4	12	0	Y	Y	
AC9045-2307	900	450	300	840	390	260	0.12	12.7	2	6	4	Y	Y	8145-99-998-2342

VI0.04D Created May 2010 E&OE. All information believed to be correct at time of publication. No liability accepted for decisions made as a result of errors. Specifications may change without notice.

Part Number	DIMENSIONS						Volume (m ³)	Weight (kg)	Handles	Catches	Hinges	Wheels (option)	Quickship	Nato Stock No. (NSN)
	External			Internal										
	Length	Width	Height	Length	Width	Height								
AC9045-3307	900	450	400	840	390	360	0.16	14.1	2	6	4	Y	Y	8145-99-562-6415
AC9045-3327/AC	900	450	600	815	365	560	0.24	14.1	2	10	0	Y	Y	
AC9045-4307	900	450	500	840	390	460	0.20	14.7	2	6	4	Y	Y	8145-99-362-3513
AC9045-5307	900	450	600	840	390	560	0.24	15.4	2	6	4	Y	Y	8145-99-307-5179
AC9060-3307	900	600	400	840	540	360	0.22	17.5	4	8	4	Y	Y	8145-99-147-9484
AC9060-4307	900	600	500	840	540	460	0.27	19.6	4	8	4	Y	Y	8145-99-666-7174
AC9060-5307	900	600	600	840	540	560	0.32	21.6	4	8	4	Y	Y	8145-99-376-9256
AC9060-3327/AC	900	600	600	840	540	560	0.32	22.6	8	12	0	Y	Y	
AC9060-2733/AC	900	600	600	840	540	560	0.32	22.6	8	12	0	Y	Y	
AC9060-4327/AC	900	600	700	840	540	660	0.38	20.0	8	12	0	Y	Y	
AC9060-2743/AC	900	600	700	840	540	660	0.38	20.0	8	12	0	Y	Y	
AC9060-5327/AC	900	600	800	840	540	760	0.43	26.8	8	12	0	Y	Y	
AC9060-2753/AC	900	600	800	840	540	760	0.43	26.8	8	12	0	Y	Y	
AC9060-7307	900	600	800	840	540	760	0.43	25.9	4	8	4	Y	Y	8145-99-133-7686
AC9060-7327/AC	900	600	1000	840	540	960	0.54	35.5	8	12	0	Y	Y	
AC9060-2773/AC	900	600	1000	840	540	960	0.54	35.5	8	12	0	Y	Y	
AC9261-4115	915	610	559	831	527	498	0.31	19.9	4	8	0	N	N	
AC9595-4346/AC/FL	947	947	889	863	863	765	0.80	26.2	8	16	0	N	N	
AC1186-6115	1067	864	760	982	799	713	0.70	29.7	8	14	0	Y	Y	
AC1186-1561/AC	1067	864	760	982	799	713	0.70	29.7	8	14	0	Y	Y	
AC1245-3327/AC	1200	450	600	1115	365	560	0.32	19.5	2	12	0	Y	Y	
AC1260-4307	1200	600	500	1140	540	460	0.36	26.9	4	9	5	Y	Y	8145-99-228-3882
AC1260-5307	1200	600	600	1140	540	560	0.43	27.3	4	9	5	Y	Y	8145-99-342-1189
AC1275-3213	1200	750	450	1116	666	403	0.41	24.6	4	14	0	Y	Y	
AC1275-1332/AC	1200	750	450	1116	666	403	0.41	24.6	4	14	0	Y	Y	
AC1386-6115	1281	864	760	1196	799	713	0.84	34.5	8	16	0	Y	Y	
AC1386-1561/AC	1281	864	760	1196	799	713	0.84	34.5	8	16	0	Y	Y	
AC1446-2811	1347	458	381	1263	374	320	0.24	18.3	4	7	5	N	N	
AC1475-4825/AC/FL	1353	743	724	1270	660	612	0.73	35.8	8	16	0	N	N	
AC1545-3327/AC	1500	450	600	1415	365	560	0.41	23.7	2	14	0	Y	Y	
AC1548-2015/AC	1505	482	356	1422	222	295	0.26	24.9	4	12	0	N	N	
AC1575-3213	1500	750	450	1416	666	403	0.51	29.6	4	16	0	Y	Y	
AC1575-1332/AC	1500	750	450	1416	666	403	0.51	29.6	4	16	0	Y	Y	
AC1686-6115	1581	864	760	1496	799	713	1.04	40.7	8	18	0	Y	Y	
AC1686-1561/AC	1581	864	760	1496	799	713	1.04	40.7	8	18	0	Y	Y	
AC1845-3327/AC	1800	450	600	1715	365	560	0.49	27.8	2	16	0	Y	Y	
AC1875-3213	1800	750	450	1716	666	403	0.61	34.7	4	18	0	Y	Y	
AC1875-1332/AC	1800	750	450	1716	666	403	0.61	34.7	4	18	0	Y	Y	
AC2156-2316/AC	2057	560	385	1981	482	355	0.44	32.4	8	18	0	N	N	
AC2145-3327/AC	2100	450	600	2015	365	560	0.57	32.8	6	18	0	Y	Y	
AC2445-3327/AC	2400	450	600	2315	365	560	0.65	36.8	6	20	0	Y	Y	
AC2745/3327/AC	2700	450	600	2615	365	560	0.73	41.0	6	22	0	Y	Y	

Amazon Case Part Numbering Explained



AC = Amazon
 Length (cm)
 Width (cm)
 Height of base (cm)
 Height of lid (cm)
 Suffix(es) (separated by /)

If length is over 100cm, numbering uses the first 2 digits only.



NSN 8145-99-562-6611

Unique ID No.
 Issuing NCB 99 = UK
 NATO Supply Classification Code
 (8145 = Shipping and storage container, electric/electronic equipment)

Suffix

AC All Catch
 FL Fork Lift

For Amazon Case Accessories please see back page.

Amazon 19 inch Racks combine the tough resilience of a rotomoulded case with a lightweight rack chassis and elastomeric suspension system.



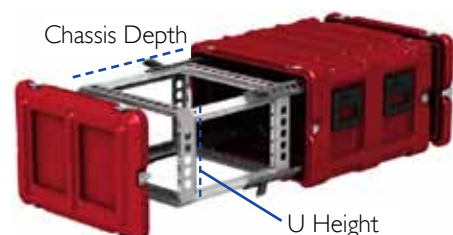
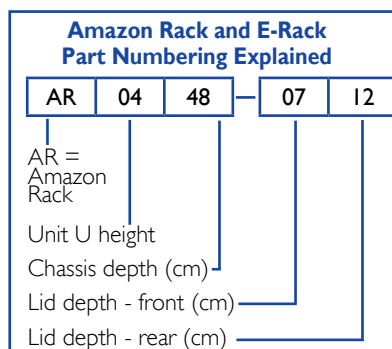
Protect your electronic, telecommunications and other rack equipment against climatic extremes and rough handling. Amazon Racks are available in black and olive drab - with other colours available at short notice.

Amazon Racks are accredited to MIL-STD 810F and are rated IP65.

Features:

- Chassis conforms to BS5954-2:1985 / IEC60297-2:1982 / BS EN 60297 / DIN 41494. NSN numbers allocated.
- Eight elastomeric anti-vibration mounts, angled to provide optimal shock protection in all orientations – 16 mounts and wire-rope mounts available as an option.
- Amazon lip engages positively with body to eliminate lid displacement under sideways force.
- Lip engagement ensures easy removal/replacement of lids when rack is in horizontal working position.
- Positive stacking, aligning at front face regardless of rack depth.
- Maximum sway space between inner chassis and rack body to prevent contact under severe impact.
- Optional 'Easy Glide' removable, self anchoring, internal chassis system allows simple removal of inner chassis even when fully populated.
- Heavy-duty, spring loaded plastic injection moulded handles with soft grip thermo-plastic rubber overmould.
- Options include recessed wheels for easy load handling and deeper lids to accommodate protruding connectors and wiring.
- Field replaceable M6 threaded fasteners secure equipment into floating stainless steel captive nuts at the front and rear of the chassis - allowing robust 4-point equipment anchoring. All Amazon rack rails are fully punched - which provide 3 x M6 fixing centers for any 1U space.
- The 19" inner chassis is made from fully welded alocromed aerospace aluminium (optional stainless steel for marine and corrosive environment applications) and is RoHS compliant.

Amazon Racks all available on Quickship.




Part Number	External Size (mm)			U Height	Chassis depth (mm)	Volume (m ³)	Weight (kg)	Handles	Catches	Nato Stock No. (NSN)
	Height	Depth	Width							
AR0448-0707	328	740	583	4	480	0.14	15.4	4	12	8145-99-562-6611
AR0448-0712	328	795	583	4	480	0.15	15.9	4	12	8145-99-858-1856
AR0461-0707	328	870	583	4	610	0.17	15.7	4	12	8145-99-834-8328
AR0461-0712	328	925	583	4	610	0.18	16.2	4	12	8145-99-284-6890
AR0648-0707	417	740	583	6	480	0.18	16.9	4	12	8145-99-989-1224
AR0648-0712	417	795	583	6	480	0.19	17.3	4	12	8145-99-896-0886
AR0661-0707	417	870	583	6	610	0.21	18.9	4	12	8145-99-133-7690
AR0661-0712	417	925	583	6	610	0.22	19.2	4	12	8145-99-162-8327
AR0848-0707	506	740	583	8	480	0.22	19.4	4	16	8145-99-700-9000
AR0848-0712	506	795	583	8	480	0.23	19.7	4	16	8145-99-339-4918
AR0861-0707	506	870	583	8	610	0.26	21.2	4	16	8145-99-862-1593
AR0861-0712	506	925	583	8	610	0.27	21.5	4	16	8145-99-742-3340
ARI048-0707	595	740	583	10	480	0.26	22.1	4	20	8145-99-666-7179
ARI048-0712	595	795	583	10	480	0.28	22.8	4	20	8145-99-133-7691
ARI061-0707	595	870	583	10	610	0.30	23.3	4	20	8145-99-701-9229
ARI061-0712	595	925	583	10	610	0.32	24.0	4	20	8145-99-509-7384
ARI248-0707	684	740	583	12	480	0.30	23.2	4	20	8145-99-337-7069
ARI248-0712	684	795	583	12	480	0.32	24.6	4	20	8145-99-736-7317
ARI261-0707	684	870	583	12	610	0.35	24.5	4	20	8145-99-000-4541
ARI261-0712	684	925	583	12	610	0.37	25.9	4	20	8145-99-853-3739

VI0.04D Created May 2010 E&OE. All information believed to be correct at time of publication. No liability accepted for decisions made as a result of errors. Specifications may change without notice.

The Amazon Cooler Collar houses a thermal air conditioning unit in an Amazon Rack body extension, allowing heavy AC equipment to be easily transported separately from the rack body.

Various A/C units are available from 200-2500BTU.



Part Number	External Size (mm)			U-Height	Handles	Catches	Wheels (optional)	Max. AC size (BTU)	Quickship?
	Height	Depth	Width						
AACC060707	417	380	583	6	2	12	N	1500	Y
AACC060712	417	380	583	6	2	12	Y	1500	Y
AACC080707	506	380	583	8	2	16	N	1500	N
AACC080712	506	380	583	8	2	16	Y	1500	N
AACCI00707	595	380	583	10	2	20	N	1500	N
AACCI00712	595	380	583	10	2	20	Y	1500	N
AACCI20707	684	380	583	12	2	20	N	2500	Y
AACCI20712	684	380	583	12	2	20	Y	2500	Y

Amazon Rack Accessories

Amazon Rack Chassis (each)	
AAEGS48	Easy-Glide removable internal chassis 480mm
AAEGS61	Easy-Glide removable internal chassis 610mm
Anti Vibration Mounts (AVM) (each)	
AAAVM458	45 shore hardness, additional 8 mounts for payloads > 35kg
Sway Space Sealing Skirts (each)	
AAPS04	For 4U Rack
AAPS06	For 6U Rack
AAPS08	For 8U Rack
AAPS10	For 10U Rack
AAPS12	For 12U Rack
Insect Hoods (each)	
AAMN04	For 4U Rack
AAMN06	For 6U Rack
AAMN08	For 8U Rack
AAMN10	For 10U Rack
AAMN12	For 12U Rack
Cable Storage Pouches (CSP) zipped (each)	
AASP0407	4U Rack x 70mm lid
AASP0412	4U Rack x 125mm lid
AASP0607	6U Rack x 70mm lid
AASP0612	6U Rack x 125mm lid
AASP0807	8U Rack x 70mm lid
AASP0812	8U Rack x 125mm lid
AASP1007	10U Rack x 70mm lid
AASP1012	10U Rack x 125mm lid
AASP1207	12U Rack x 70mm lid
AASP1212	12U Rack x 125mm lid
Stainless Steel Latch (factory fitted options – each)	
AALPLBK	Cam operated, butterfly twist latch, padlockable (black)
AALC236	Overcentre toggle latch, lockable (black, common key)

Handle (each)	
AAHSSB	Stainless Steel Handle polyester powder coated (factory fitted alternative to std. plastic handle)
AAHPL	Std. Plastic Handle (additional)
Anti-distortion Stiffening Rings (pair)	
AASR04	For 4 U rack
AASR06	For 6 U rack
AASR08	For 8 U rack
AASR10	For 10 U rack
AASR12	For 12 U rack
Linking Straps (pair)	
AASSBLRS	Rack to Rack, stainless steel, black
AASSLRS	Rack to Interstacker, stainless steel, black
Internal Support Shelf (each)	
Full width stainless steel shelf (self colour) with floor attachment slots	
AASSFW48	For 480 chassis
AASSFW61	For 610 chassis
Support Rails (front to back – pair)	
AASS48	Fixed, for 480 chassis
AASS61	Fixed, for 610 chassis
Other (each unless otherwise stated)	
AAINT610	Interstacker (allows secure stacking of cases to racks/racks to cases)
AARINT610W	Wheelboard for Amazon Racks (4 castors)
AADH	Drain hole for rack (watertight with lid on)
AAET	Earth Terminal for rack
AAHI	Humidity Indicator
AAPRV	Auto pressure/vacuum relief valve (PRV)
AAGTV	Vent valve, Gortex membrane
AATD001	Tie down, sprung anchor, black
AAW002	Rack Wheel Kit (inc 2 extra handles)
AAWC	Wheel recess cover plates (black, pair)
AA423	Spare M6 Panel fixings (pack of 12)

Wide range of humidity and temperature indicators available – see separate brochure.

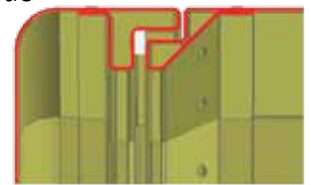
V10.04D Created May 2010 E&OE. All information believed to be correct at time of publication. No liability accepted for decisions made as a result of errors. Specifications may change without notice.

The Lightweight E-Rack aluminium rack case is light yet robust and ideal for transporting critical, fragile rack equipment where weight, strength and portability are critical issues.

E-Rack is accredited to MIL-STD 810F and rated IP65.
EMI Screening Characteristics accredited to IEEE STD 299-1997

Features:

- Patented new technology eliminates the body to lid edge extrusion, replacing it with an innovative folded rim design which makes the rack stronger, lighter yet more water and dust resistant.
- Constructed from high-tensile aluminium alloy, this 19 inch ruggedised electronic transit rack has been designed for military and commercial applications, when light weight and strong protection against physical, climatic and electromagnetic hazards are required.



NEW

Part Number)	External Size (mm)				Chassis depth (mm)	Volume (m ³)	Weight (kg)	Handles	Catches
	Height	Depth	Width	U Height					
RR0348-0707	284	721	589	3	480	0.12	12.7	4	8
RR0361-0707	284	851	589	3	610	0.14	13.9	4	8
RR0374-0707	284	981	589	3	740	0.16	15.0	4	8
RR0387-0707	284	1111	589	3	870	0.19	16.1	4	8
RR0448-0707	329	721	589	4	480	0.14	13.5	4	8
RR0461-0707	329	851	589	4	610	0.16	14.6	4	8
RR0474-0707	329	981	589	4	740	0.19	15.8	4	8
RR0487-0707	329	1111	589	4	870	0.22	17.0	4	8
RR0548-0707	373	721	589	5	480	0.16	14.2	4	8
RR0561-0707	373	851	589	5	610	0.19	15.4	4	8
RR0574-0707	373	981	589	5	740	0.22	16.6	4	8
RR0587-0707	373	1111	589	5	870	0.24	17.8	4	8
RR0648-0707	417	721	589	6	480	0.18	14.9	4	8
RR0661-0707	417	851	589	6	610	0.21	16.1	4	8
RR0674-0707	417	981	589	6	740	0.24	17.4	4	8
RR0687-0707	417	1111	589	6	870	0.27	18.6	4	8
RR0848-0707	506	721	589	8	480	0.21	16.6	4	12
RR0861-0707	506	851	589	8	610	0.25	18.0	4	12
RR0874-0707	506	981	589	8	740	0.29	19.3	4	12
RR0887-0707	506	1111	589	8	870	0.33	20.7	4	12
RR1048-0707	595	721	589	10	480	0.25	18.1	4	12
RR1061-0707	595	851	589	10	610	0.30	19.5	4	12
RR1074-0707	595	981	589	10	740	0.34	20.9	4	12
RR1087-0707	595	1111	589	10	870	0.39	22.4	4	12
RR1248-0707	684	721	589	12	480	0.29	19.5	8	12
RR1261-0707	684	851	589	12	610	0.34	21.0	8	12
RR1274-0707	684	981	589	12	740	0.40	22.6	8	12
RR1287-0707	684	1111	589	12	870	0.45	24.1	8	12

Available as full and half rack

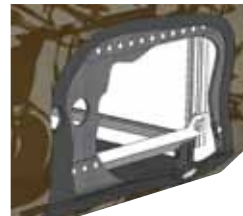
VI0.04D Created May 2010 E&OE. All information believed to be correct at time of publication. No liability accepted for decisions made as a result of errors. Specifications may change without notice.

SatRack was originally designed for ENG (Electronic News Gathering) personnel who need their electronic equipment to arrive when they do, rather than separately freighted.

SatRack is ideal where rack mounted items need to be highly portable. It is available in 19" full rack and 9.5" half rack sizes.

Features:

- Fully protected zipped lids at front and rear can be hinged through 270° to lie flat on the rack body and allow full access to equipment.
- Side vented for easy heat dissipation, with protective velcro fastened cover flaps for transportation.
- Long side handle enables level carrying for unevenly balanced equipment (e.g. all the weight at the front).
- Stackable to a static loading weight of 100kg.
- Texturised nylon is PU backed for weather proofing.



	External Size (mm)			U Height	Chassis depth (mm)	Volume (m ³)	Weight (kg)
	Height	Depth	Width				
SR0348	285	610	600	3	480	0.10	7.3
SR0361	285	737	600	3	610	0.12	7.9
SR0448	329	610	600	4	480	0.12	8.0
SR0461	329	737	600	4	610	0.14	9.1
SR0548	374	610	600	5	480	0.14	8.6
SR0561	363	737	600	5	610	0.16	9.4
Half Rack							
SR0348HR	285	610	387	3	480	0.07	6.5
SR0361HR	285	737	387	3	610	0.08	7.1
SR0448HR	329	610	387	4	480	0.08	6.9
SR0461HR	329	737	387	4	610	0.09	7.5
SR0548HR	374	610	387	5	480	0.09	7.3
SR0561HR	374	737	387	5	610	0.11	8.0

IATA Weight and Size Guidelines:



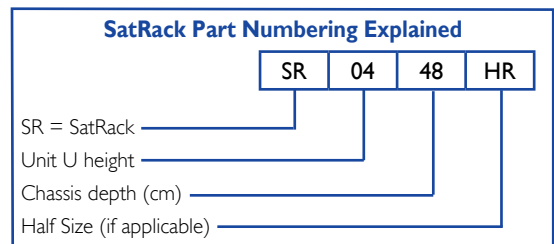
Checked baggage is accepted according to weight and size.

Each piece must weigh no more than 32 kilos (70 lb) and measure no more than 158 cm (62 in) adding the dimensions: height + width + length.

This "piece concept" was designed for flights to, from and within Canada and USA, but has been adopted by major carriers worldwide.

SatRack 4U x 480mm chassis depth weighs only 8kg allowing 24kg of equipment to stay inside the limit. It also meets the dimensional requirement.

Sway space sealing skirts (pair)	
SR03S	For 3U SatRack
SR04S	For 4U SatRack
SR05S	For 5U SatRack
Other Accessories	
SRT001	Detachable SatRack trolley w fold out platform
SRF01	100mm diameter axial fan
SRF02	40mm diameter axial fan
SR423	Spare M6 fixings (pack of 12)



VI0.04D Created May 2010 E&OE. All information believed to be correct at time of publication. No liability accepted for decisions made as a result of errors. Specifications may change without notice.

Accessory Stowage Base Pouches (each)

To fit inside the base end of a case with dimensions (WxH cm)

AASPB3030	For AC4530 series
AASPB4530	45x30
AASPB4540	45x40
AASPB4550	45x50
AASPB4560	45x60
AASPB6030	60x30
AASPB6040	60x40
AASPB6050	60x50
AASPB6060	60x60

Accessory Stowage Lid Pouches (each)

To fit a case with dimensions (LxW cm)

AASPL4530	45x30
AASPL5045	50x45
AASPL6030	60x30
AASPL6040	60x40
AASPL6045	60x45

Valves and Vents (each)

AAPRV	Automatic pressure /vacuum relief valve (PRV)
AAGTV	Vent valve, Gortex membrane

Handle (each)

AAHSSB	Stainless Steel Handle polyester powder coated (factory fitted alternative to std. plastic handle)
AAHPL	Std. Plastic Handle (additional)

Stainless Steel Latch (factory fitted options – each)

AALPLBK	Cam operated, butterfly twist latch, padlockable (black)
AALC236	Overcentre toggle latch, lockable (black, common key)
AABTPL	Overcentre toggle latch, padlockable (black)

Other (each unless otherwise stated)

AAHI	Humidity Indicator
AAWWLA5	A5 Label, write-on wipe-off
AAINT610	Interstacker (allows secure stacking of cases to racks/racks to cases)
AACINT610W	Wheelboard for Amazon Cases (inc 4 castors)
AASSINTLS	Interstacker linking straps, stainless steel (pair)
AATD001	Tie down, sprung anchor (black)
AAW001	Wheel Kit for Cases (pair)
AAWC	Wheel Well Cover (pair, black)
AAFS45	Forklift Skids (pair, black). Fits all 45cm width cases
AAFS60	Forklift Skids (pair, black) Fits all 60cm width cases

Lightweight E-Rack Accessories

Chassis (each)

RRAEGS48	Easy-Glide removable internal chassis 480mm
RRAEGS61	Easy-Glide removable internal chassis 610mm
RRAEGS74	Easy-Glide removable internal chassis 740mm
RRAEGS87	Easy-Glide removable internal chassis 870mm

Anti Vibration Mounts (AVM – set)

AAAVM458	45 shore hardness, additional 8 mounts for payloads > 35kg
----------	--

Sway Space Sealing Skirts (each)

RRAPS03	For 3U Rack
RRAPS04	For 4U Rack
RRAPS05	For 5U Rack
RRAPS06	For 6U Rack
RRAPS08	For 8U Rack
RRAPS10	For 10U Rack
RRAPS12	For 12U Rack

Internal Support Shelf (each)

Full width stainless steel shelf (self colour) with floor attachment slots

RRSSFW48	For 480 chassis
RRSSFW61	For 610 chassis
RRSSFW74	For 740 chassis
RRSSFW87	For 870 chassis

Support Rails (front to back) (each)

RRASS48	Fixed, for 480 chassis
RRASS61	Fixed, for 610 chassis
RRASS74	Fixed, for 740 chassis
RRASS87	Fixed, for 870 chassis

Insect Hoods (each)

RRAMN03	For 3U Rack
RRAMN04	For 4U Rack
RRAMN05	For 5U Rack
RRAMN06	For 6U Rack
RRAMN08	For 8U Rack
RRAMN10	For 10U Rack
RRAMN12	For 12U Rack

Cable Stowage Pouches zipped (each)

RRASP0307	3U Rack x 70mm lid
RRASP0312	3U Rack x 125mm lid
RRASP0407	4U Rack x 70mm lid
RRASP0412	4U Rack x 125mm lid
RRASP0507	5U Rack x 70mm lid
RRASP0512	5U Rack x 125mm lid
RRASP0607	6U Rack x 70mm lid
RRASP0612	6U Rack x 125mm lid
RRASP0807	8U Rack x 70mm lid
RRASP0812	8U Rack x 125mm lid
RRASPI007	10U Rack x 70mm lid
RRASPI012	10U Rack x 125mm lid
RRASPI207	12U Rack x 70mm lid
RRASPI212	12U Rack x 125mm lid

Other (each unless otherwise stated)

RRRET	Earth Terminal for rack
RRRAHI	Humidity Indicator
RRRAPRV	Auto pressure/vacuum relief valve (APV/PRV)
RRATD001	Tie down, sprung anchor, black
RRA423	Spare M6 Panel fixings (pack of 12)
RRAAH	Aluminium sprung handle (additional)

We constantly strive to improve our processes and all dimensions and weights should be treated as estimates. Please ask for verification if these are critical to your application.

All material is copyright and must not be reproduced without permission.

VI0.04D Created May 2010 E&OE. All information believed to be correct at time of publication. No liability accepted for decisions made as a result of errors. Specifications may change without notice.