



*British designed and built  
for British farmers*

# SIGMA



*Lightweight RB boom*



*Hydraulic boom*




*Autoglide boom*



# SIGMAV

## Standard features




### Controls

**Manually operated,** balanced control valves operate all spray functions.



**Work station** controlling primary functions to operate the sprayer and when cleaning or filling. (shown with optional water suction & tank rinse valves)



### Chemical induction:

25L hopper for safe transfer of liquids and powders via a high pressure venturi system to the main tank, a rotary nozzle for cleaning containers.



### Diaphragm pump:

High quality poly' diaphragm pump withstands any aggressive plant protection chemicals.



### Clothes storage:

For all PPE equipment.



### 15L Clean water supply:

For hand washing.

### Booms

#### Boom construction:

All booms are manufactured from steel tubular sections to guarantee strength and durability.

All nozzles and spray lines are secured above the base of the boom for protection against accidental damage.

#### Boom adjustment:

All pivot points and fold rams can be adjusted to counteract wear.

#### Boom stowage system

secures boom assembly in the folded position for safe road transport.

#### Break back:

All booms are fitted with break back pivot points to protect against unforeseen obstacles.



#### Boom flexibility:

12m manual fold to 7m.

12/ 15/ 18/ 20/ 21m hydraulic fold to 8m.

**Folds to a compact 2.4m transport width.**



15m Autoglide manual boom



18m Hydraulic boom



# SIGMA

## Optional extras



### Tank options:

- 800L
- 1000L
- 1200L

15m Autoglide manual boom



**Close coupling** optimises weight distribution on smaller tractors (70-100hp).

**In cab electric spray controls** to operate all spray functions



**Quick hitch 3 point linkage system**

**Computerised spray rate controller** automatically adjusts spray application rate to forward speed.



**Water suction & tank rinsing**


**Front tank: 600, 800, 1000, 1500L**

**Tank options:** hydraulically driven transfer pump (700LPM). Incab electric transfer controls. Bull-bar complete with road lighting; 3 point linkage frame.

**Removable chassis mounted wheel kit** for ease of moving around the workshop.



**Triple nozzle assemblies** enable the operator to select from a choice of 3 nozzle sizes for various applications.



### Other optional extras

Air shut-off and liquid recirculation, stainless steel spray lines, bout/foam marker, one-side boom folding, retractable hose reel for cleaning.

18m Hydraulic folding boom



# SIGMA

## Technical specifications

Item	Dimension
Tank capacities (L)	800, 1000, 1200
Pumps (type / L per min)	Poly 2116 / 120; Poly 2180 / 180
Boom lengths (m)	12, 15, 18, 20, 21
Hydraulic outlet required	one single, one double acting valves (standard hydraulic fold boom)
Weight (Kg)	tba
Total height (m)	3.1
Total width (m)	2.4
Rinse tank (L)	80

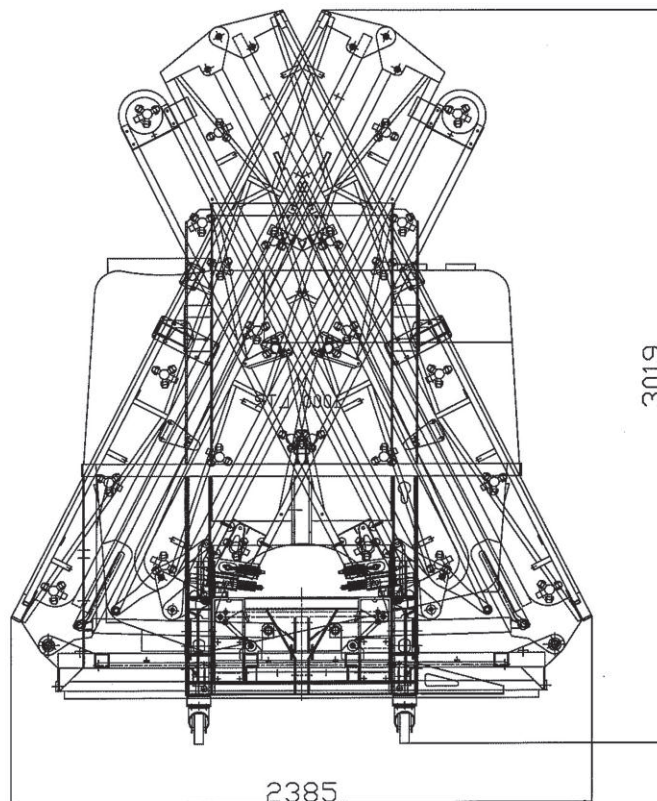
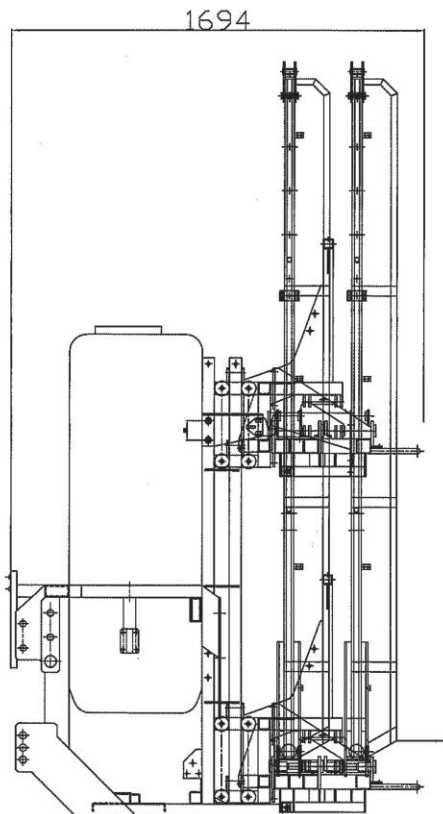


Diagram shows 18m hydraulic boom



### Team Sprayers Limited

Unit 3 Lancaster Way Business Park  
 Witchford, Ely, Cambs CB6 3NW  
 Tel: 01353 661 211 Fax: 01353 666 642  
 Email: sales@team-sprayers.com  
[www.teamsprayers.com](http://www.teamsprayers.com)

*Leaders in the field of application*