


BASIC INSULATED WINDING WIRE

We can.

FSX-E

FSX-E Wire (Fine Winding Wire) offers basic insulation and is designed for TNV* circuit devices.



ⓈHeritage Performance PlusⓈ


Authorities of certification	Appointed specifications	Certificate (file) No.
UL	UL1950	E206440 OBJT2
CSA	IEC60950	185274 (LR104155)
VDE	IEC60950 IEC60065	VDE-Reg.-Nr.123079

<http://www.TEX-E.com>

FURUKAWA ELECTRIC

BASIC INSULATED WINDING WIRE

FSX-E



Features:

- Conforming to basic insulation according to IEC and UL,
- Thermal index Class A-E (105~120°C),
- Rated at 354V peak or dc for maximum working voltage,
- Solderable without stripping surface coating,
- As fine as 0.11-0.15mm of conductor diameter.


FSX-E vs. UEW (Example)

Item		FSX-E	UEW
Dimension	Overall diameter (mm)	0.220	0.175
	Conductor diameter (mm)	0.150	0.150
	Insulation thickness (mm)	UEW	0.005
PET*		0.030	-
Break down voltage (kV)	Twisted pair	12.3	7.5
Withstand voltage (kV)	1500V _{rms} for 1 min.	Pass	-
Solderability	420°C	1s	1s
Continuity	1500V _{rms}	0,0,0	12,5,9
Unilateral scrape	(N)	10.78	4.23
Resistance to softening	(times)	32	10
Adherence	(mm)	< 0.5	0.5
Resistance to Solvent Pencil method	Xylene	5H	3H
	Styrene	5H	3H
IEC 60950 Annex U	U2.1 Electric strength	3000V _{rms} for 1 min. Twisted pair	Pass -
	U2.2 Adherence and Flexibility	1500V _{rms} for 1 min. Mandrel	Pass -
	U2.3 Heat shock	215°C for 30 min. 1500V _{rms} for 1 min. Mandrel	Pass -
	U2.4 Retention of electric strength after bending	1500V _{rms} for 1 min. Mandrel	Pass -


Dimensions (Typical values)

Nominal Conductor diameter (mm)	Typical O.D. (mm)	Max. O.D. (mm)	Max. conductor resistance (Ω/km)	Weight (kg/km)
0.11	0.178	0.204	2153	0.1050
0.12	0.190	0.216	1786	0.1232
0.13	0.200	0.226	1505	0.1422
0.14	0.210	0.236	1286	0.1625
0.15	0.220	0.246	1111	0.1842

Typical Applications



CARD MODEM



ROUTER



HUB

*Modified polyester

 **THE FURUKAWA ELECTRIC CO., LTD.**

Head Office

6-1, Marunouchi 2-chome, Chiyoda-ku 100-8322, Japan
TEL.+81-3-3286-3226 FAX.+81-3-3286-3029

Note: The data listed here fall within the normal range of properties, but they should not be used to establish specification limits nor used alone as the basis of design. The details of this pamphlet are subject to change without notice.