



Each item of Fire-fighting equipment should be marked with the appropriate symbol. Where various types of equipment are stored at one location, "Fire point" signs may be used. When equipment is stored in a recess or cupboard, a panoramic sign, mounted well above head height, should be used to enable the equipment to be identified from a distance. All lift and elevator entrances should be marked with signs warning that they are not to be used in the event of fire.



6100  
GG & JJ



6101  
GG & JJ



6102  
GG & JJ



6103  
GG & JJ



6104  
GG & JJ



6120 KJ



6121 KJ



6122 KJ



6123 KJ



6124 KJ

## Fire Extinguisher Identification Signs to BS EN3 incorporating Fire Classes

Since 1st January 1997, all new fire extinguishers in EU countries must have red bodies. Signs identifying their use play an important part in the correct selection of which extinguisher to use in the event of a fire.

Our range of extinguisher ID signs now includes fire class symbols to coincide with those displayed on modern extinguishers.



6301 MG & RK



6430 KG



6431 KG



6432 KG



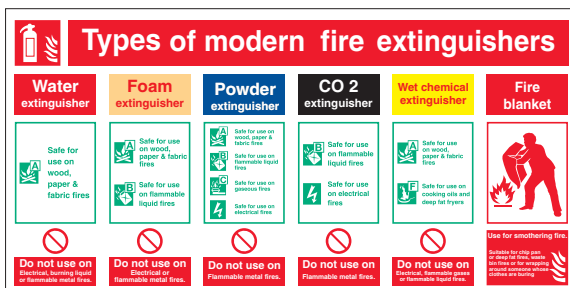
6433 KG



6434 KG



6414 KG



1426 KP

**Eye Pod**

All orders from stock received before 2pm will be despatched on the same day

**Delivery**

## How to order

Product No	Size (mm)	Material/Description
6120	GG = 100 x 100mm JJ = 150 x 150mm	WR = White Rigid PVC WV = White Self-Adhesive Vinyl
9100	KJ = 200 x 150mm KG = 200 x 100mm	PR = Photoluminescent Rigid PVC PV = Photoluminescent Self-Adhesive Vinyl
	KP = 200 x 400mm MG = 300 x 100mm RK = 600 x 200mm Z = Specials Size	9 Ltr Water

The extinguishers shown below are manufactured in accordance with BS EN 3 and are BAFE approved. The extinguishers require annual mandatory maintenance by a suitably qualified engineer in compliance with BS 5306 installation and maintenance of fire extinguishers.



6430 KG

6431 KG



9100 Z £36.00



9101 Z £38.00



9102 Z £41.00

### Extinguisher type

Product No.  
Capacity  
Fire Rating  
Weight - Empty Kg  
Weight - Charge Kg  
Operating Pressure  
Discharge Time (Seconds)  
Height of Extinguisher (Approx)  
Diameter of Extinguisher  
Overall Width of Extinguisher  
Range of Throw (Approx)  
Box Size (Approx)mm

### 9 Ltr Plain water

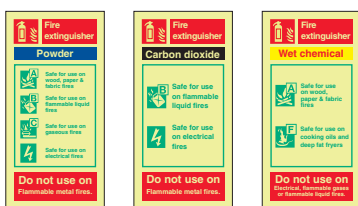
SP9 W  
9 Ltr  
21A  
5.1  
14  
12 BAR  
22  
620 mm  
180 mm  
230 mm  
5-6 m  
195x195x635

### 6 Ltr Water additive

SP6 WA  
6 Ltr  
21A  
3.8  
10.3  
16 BAR  
17.7  
620 mm  
180 mm  
230 mm  
5-6 m  
180x195x635

### 6 Ltr Foam

SP6 F  
6 Ltr  
21A- 144B  
3.8  
10.2  
16 BAR  
17.8  
620 mm  
180 mm  
230 mm  
5-6 m  
195x195x635



6432 KG

6433 KG

6434 KG



9103 Z £35.00



9104 Z £52.00



9105 Z £156.00

### Extinguisher type

Product No.  
Capacity  
Fire Rating  
Weight - Empty kg  
Weight - Charged kg  
Operating Pressure  
Discharge Time (Seconds)  
Height of Extinguisher (Approx)  
Diameter of Cylinder  
Overall Width of Extinguisher  
Range of Throw (Approx)  
Box Size (Approx)mm

### 4 Kg Powder

SP4 P  
4KG  
21A- 144B  
-  
7.1  
12 BAR  
20.1  
440 mm  
150 mm  
230 mm  
5-6 m  
195x195x475

### 2 Kg Co<sub>2</sub>

CO2  
2KG  
34B  
-  
5.1  
-  
9.4  
500 mm  
117 mm  
175 mm  
4-5 m  
175x150x525

### 6 Ltr Wet chemical

SP6 WC  
6LTR  
21A-144B-75F  
-  
10.7  
16 Bar  
60  
610 mm  
150 mm  
230 mm  
1-2 m  
195x195x635

# 24 Fire Equipment

## 1Ltr Foam Fire Extinguisher

### 1Ltr Foam Fire Extinguisher 5A, 21B

Provides a quick, powerful means of tackling 'A' (wood, paper, textiles and fabric) and 'B' (petrol, diesel and oils) class fires. Highly effective against petrol and volatile liquids, forming a flame smothering seal over the surface and preventing re-ignition. Ideal for multi-risk usage. Operational temperature range: 1 C to 60 C. Capacity: 1kg Dimensions: 270 x 85mm



9106 Z £19.75

Application:- .....Motor Vehicles, Kitchens, Offices

## Fire Training

- 1.
- 2.
- 3.

There is a legal requirement to train your staff and increase their awareness of the fire precaution systems in place. The DVD's below will help.

1. Action In The Event Of Fire. DVD - 1273 £99.75
2. Fire Safety In Catering Kitchens. DVD - 1274 £99.75
3. The Role Of The Fire Warden. DVD - 1275 £99.75
4. Fire Risk Assessment At Work. DVD - 1276 £99.75
5. Extinguishing Fires At Work. DVD - 1277 £99.75

## Fire Blanket



9150 Z £16.50



6414 KG

Both Fire Blankets shown are supplied in a wall mountable case sized at; 360x160x40mm (H x W x D)



9151 Z £29.50



### Basic Fire Blanket

This is a 1.2 x 1.2m basic fire blanket which is legally required.

BS EN 1869: 1997



The new Telsyn Topspec deep fat fryer blanket improves the performance of the traditional fire blanket by the addition of a sachet of Telsyn fire suppressant which will be released on contact with the fire thus:

- Suppressing and cooling the burning oil.
- Double action - smothers with foam as well as the blanket itself.
- Greatly reduces the likelihood of re-ignition or the blanket acting as a wick.

- Achieves this without the maintenance costs associated with an extinguisher.
- Vital protection for the small pub/kitchen fryer which has no fixed system.
- Decisive protection against small fires becoming bigger fires where fixed system are in place.

BS EN 1869: 1997





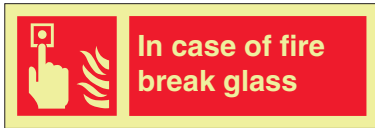
6140 GM



6141 GM



6142 GM



6143 GM



6144 GM



6145 GM



6147 GM



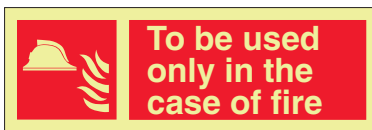
6148 GM



6149 GM



6150 GM



6151 GM



6152 GM



6153 GM



6154 GM



6155 GM



6156 GM



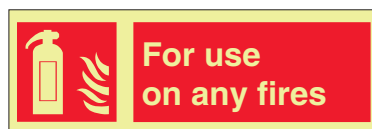
6157 GM



6161 GM



6162 GM



6163 GM



6164 GM



6165 GM



6300 JJ

**Eye Link**

Acrylic notice/poster holders to display notices such as a fire alarm Zone Chart.

Page 93



Product No	Size (mm)	Material
6140 6300	GM = 100 x 300mm JJ = 150 x 150mm	WR = White Rigid PVC WV = White Self-Adhesive Vinyl PR = Photoluminescent Rigid PVC PV = Photoluminescent Self-Adhesive Vinyl

How to order

The creation of a "Fire Point" is an efficient way to assemble the equipment necessary to combat a fire hazard. The description of the types of fire for which each extinguisher is appropriate is indicated in the fire extinguisher identification signs. Adequate training must be given to the persons who may use this equipment.

We can provide you with all the parts necessary to create your own "Fire Point" which both identifies the equipment and gives a visual warning when an extinguisher is missing. It could contain any combination of extinguishers or even include a hose reel.

## Fire Point



### Fire Extinguisher Signs

It is a legal requirement to display an identification sign relevant to the extinguisher.

The sign identifies the type of extinguisher and its use against a specific hazard.

See Page 22



### Tapes

For the marking out of fire points, obstacles, hazards, and safety paths etc.

See Page 19



### Signs



Signs are available for the various types of equipment which may be provided.

See Page 25

### Numbers

It is useful to number the fire points in a large building for maintenance control and the guidance of staff.



See Page 27

### Gone Missing

Extinguishers should always be kept in their designated positions. They are definitely not "door stops".

The use of this sign highlights the fact that the extinguisher has gone missing.



See Page 22

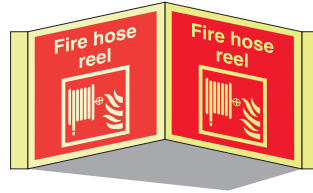
6301 MG & RK



6500 Z PR  
200 x 200mm Face  
£15.95



6502 Z PR  
200 x 200mm Face  
£15.95




6504 Z PR  
200 x 200mm Face  
£15.95




6506 Z PR  
200 x 200mm Face  
£15.95




6501 Z PR  
150 x 150mm Face  
£9.95



6503 Z PR  
150 x 150mm Face  
£9.95



6505 Z PR  
150 x 150mm Face  
£9.95



6507 Z PR  
150 x 150mm Face  
£9.95



6200  
GG & JJ



6201  
GG & JJ



6202  
GG & JJ



6203  
GG & JJ



6204  
GG & JJ



6205  
GG & JJ



6206  
GG & JJ




6207  
GG & JJ




6208  
GG & JJ



6209  
GG & JJ



6210  
GG & JJ



6211  
GG & JJ



## Eye Pod

Contact our sales team for a quotation for 4 sided signs and fixings.



## Cube Signs



Product No	Size (mm)	Material
Example 6141	JJ = 150 x 150mm GG = 100 x 100mm Z = Special Size (see individual signs)	WR = White Rigid PVC WV = White Self-Adhesive Vinyl PR = Photoluminescent Rigid PVC PV = Photoluminescent Self-Adhesive Vinyl

How to order