




HE Tri-lobe Range



The HE tri-lobe bare-shaft machines incorporate the latest blower designs and have the use of oil at both ends. The casing is constructed of cast iron and ribbed to ensure adequate heat dispersal and increased rigidity. All rotors are dynamically balanced which reduces vibration, wear and tear on the bearings and eliminates stress fractures on the silencers.



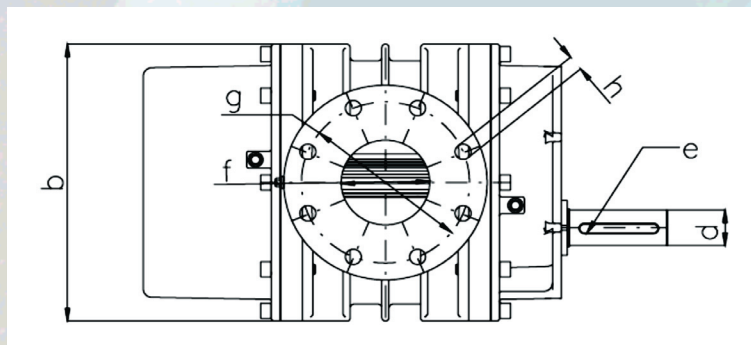
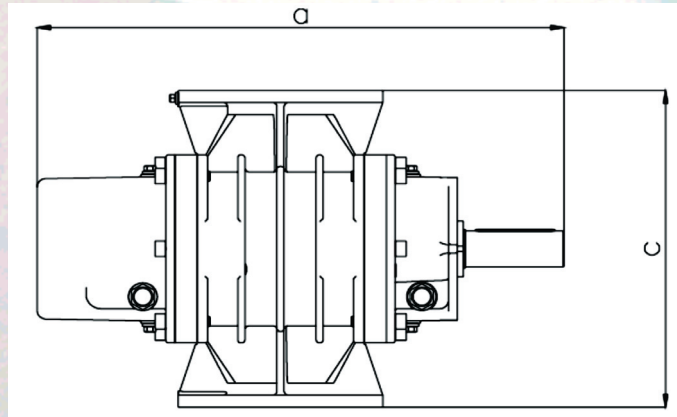
The HE tri-lobe blower range is based on 15 models. Virtually any combination of airflow and pressure is available from 10 to 10,000m³/hr with flows up to 1 bar gauge.



- Dynamically balanced: The HE tri-lobe blower is dynamically balanced resulting in less noise and longer bearing life.
- Oil free air: Wear-resistant labyrinth seals between the air chamber and lubrication system prevent contamination of the air flow.
- Guaranteed performance: All blowers are dynamically balanced and fully tested. Test certificates are available on request.
- Full warranty: All units carry a warranty against faulty materials and workmanship.

Model	Airflow m ³ /hr	Maximum pressure continuous running kPa	Maximum speed rpm	Shaft Diameter mm
HE6	10 – 131	70	5500	18
HE10	20 – 328	100	6000	24
HE20	20 – 370	100	6000	24
HE30	40 – 539	100	5350	32
HE40	50 – 693	100	5000	32
HE50	50 – 1038	100	5400	42
HE60	70 – 1262	100	4800	42
HE65	110 – 1913	100	3800	50
HE66	150 – 2215	100	3400	50
HE70	300 – 3339	90	3100	60
HE90	550 – 6044	100	2600	80
HE100	850 – 7352	100	2250	85
HE110	1600 – 8547	90	1900	85
HE120	1600 – 10000	80	2400	85

Blower Dimensions



Type	A	B	C	D	E	F	G	H
HE6	307	172	Approx: 185	Ø18	6h9x6x22	Ø50	Ø100	4XØ11
HE10	382	214	Approx: 228	Ø24	8h9x7x40	Ø50	Ø135	4XØ17
HE20	418	214	Approx: 228	Ø24	8h9x7x40	Ø65	Ø135	4XØ18
HE30	463	271	Approx: 320	Ø32	10h9x8x56	Ø80	Ø156	4XØ18
HE40	518	271	Approx: 320	Ø32	10h9x8x56	Ø80	Ø156	4XØ18
HE50	595	327	Approx: 370	Ø42	12h9x8x90	Ø100	Ø190	8XØ18
HE60	653	327	Approx: 370	Ø42	12h9x8x90	Ø100	Ø190	8XØ18
HE65	711	400	Approx: 450	Ø50	14h9x9x80	Ø150	Ø240	8XØ23
HE66	764	400	Approx: 524	Ø50	14h9x9x80	Ø150	Ø240	8XØ23
HE70	858	512	Approx: 520	Ø60	18h9x11x90	Ø200	Ø296	8XØ24
HE90	1018	585	Approx: 718	Ø80	22h9x14x140	Ø250	Ø356	12XM20
HE100	1098	790	Approx: 718	Ø85	22h9x14x140	Ø250	Ø356	12XØ24
HE110	1317	790	Approx: 718	Ø85	22h9x14x140	Ø250	Ø356	12XØ24
HE120	1317	790	Approx: 718	Ø85	22h9x14x140	Ø300	Ø400	12XØ24

Basic materials

	HE6	HE10	HE20	HE30	HE40	HE50	HE60	HE65	HE66	HE70	HE90	HE100	HE110	HE120
Rotors	GJS 50-7	GJS 50-7	GJS 50-7	GJS 50-7	GJS 50-7	GJS 50-7	GJS 50-7	GJS 50-7	GJS 50-7	GJS 50-7	GJS 50-7	GJS 50-7	GJS 50-7	GJS 50-7
Case	GJL 200	GJL 200	GJL 200	GJL 200	GJL 200	GJL 200	GJL 200	GJL 200	GJL 200	GJL 200	GJL 250	GJL 250	GJL 250	GJL 250
Housings	GSL 200C	GSL 200C	GSL 200C	GSL 200C	GSL 200C	GSL 200C	GSL 200C	GSL 200C	GSL 200C	GSL 200C	GSL 200C	GSL 200C	GSL 200C	GSL 200C
Gears	14220 AT.3.1 B	14220 AT.3.1 B	14220 AT.3.1 B	14220 AT.3.1 B	14220 AT.3.1 B	14220 AT.3.1 B	14220 AT.3.1 B	14220 AT.3.1 B	14220 AT.3.1 B	14220 AT.3.1 B	14220 AT.3.1 B	14220 AT.3.1 B	14220 AT.3.1 B	14220 AT.3.1 B
Weight	25	39	56	68	79	116	133	211	252	410	637	905	1121	1192

● Construction and Components

Item	Material Specification
Case	Grey cast iron EN-GJL 200
Head Plates	Grey cast iron EN-GSL 200 / EN-GSL 250
Rotors	Spheroidal Cast Iron EN-GJS500-7
Gears	Hardened, grinded-steel 1.7131 (14 220, 16MnCr5)
Bearings	Steel caged
Seals	Labyrinth-type

● Features and Benefits

Features	Benefits
Three-lobe rotors	Reduces pulsations resulting in less noise and longer bearing life
Oil lubrication	Ease of maintenance
Dynamically balanced	Reduces noise, vibration and increases bearing life
Labyrinth-type sealing	Oil free air



Hadron Engineering Limited

Building 8/4 Carlson Suite, Vantage Point Business Village, Mitcheldean, Gloucestershire GL17 0DD, UK

Tel: 01594 546 440 Fax: 01594 546 441

Email: info@hadronengineering.co.uk www.hadronengineering.co.uk