



CLASSIC RANGE

High Quality Architectural Ironmongery

Silver Kite Architectural Ironmongery

Classic Range

Introduction

We are architectural ironmongery specialists supplying the total ironmongery requirements of high quality building projects.

All of our Classic products are made in the U.K. to the highest possible standards.

This catalogue shows just part of our Classic Range, so if you are looking for a product which is not shown please call us.

Apart from a vast product range we offer the following services:-

Free site surveys

On larger projects, especially refurbishment jobs, we can visit site checking on door and window construction and advise on the suitability of products.

Free scheduling

Where larger projects require it we can produce ironmongery schedules.

Repair and refurbishment


We can refinish old items of architectural ironmongery, and can quite often repair broken or damaged items. Here we are showing some door fittings which were repolished and lacquered.



Special products

We can supply items made to match existing ones, or to particular drawings or sketches.

Here we are showing a new pull handle made to match an existing item, the two items shown side by side.



Special finishes

We can supply our products in a variety of finishes as listed below. Please ask our advice if you are trying to match a particular finish.

French lacquered gilt

Polished brass – lacquered

Polished brass – unlacquered

Satin brass

Gold plated

Silver plated

Black chrome plated

Copper plated

Rhodium plated

Antique brass

Real bronze metal antique

Imitation bronze metal antique

Polished chrome plated

Satin chrome plated

Polished nickel plated

Satin nickel plated

Dimensions

All the dimensions in this catalogue are in millimetres.

Our Arbor Range

Products from the Classic range can be used alongside products from our Arbor range

- we can apply the same finish to all the components to ensure that the whole selection of products look comfortable together. Our Arbor range catalogue can be downloaded from our web site.



Silver Kite Ltd.

**10 Four Oaks, Chesham,
Buckinghamshire, HP5 2SD**



Tel: 01494 774779

Fax: 01494 810130

www.silverkite.co.uk

Call us now on 01494 774779

Email: enquiries@silverkite.co.uk

Contents

Introduction	2
Bolts	26
Cabinet fittings	36
Casement fittings	33
Catches	38
Cupboard knobs	36
Door closers	49
Door stops and holders	25
Electrical accessories	50 - 52
Emergency exit devices	49
Entrance door fittings	23
Escutcheons	15
Espagnolette bolts	27 - 28
Fanlight fittings	35
Finger plates	17 - 18
Flush pull handles	22
Hat and coat hooks	37
Hinges	42 - 48
Letter plates	24
Lever handles	10 - 14
Mortice knobs	4 - 9
Mortice latches	38
Mortice locks	39 - 40
Pull handles	19 - 21
Rim locks and latches	41
Sash fasteners	29 - 30
Sash lifts	31
Shutter fittings	32
Sliding stays	34
Turnpiece/release sets	16

Mortice Knobs - 1 of 6



34020 Mortice knob
– knob diameter 66
– rose diameter 66

34021 Mortice knob
– knob diameter 57
– rose diameter 58

34022 Mortice knob
– knob diameter 49
– rose diameter 50

34023 Mortice knob
– knob diameter 49
– rose diameter 60

All these mortice knobs can be made to suit rim locks

34022 in antique brass finish.



Mortice Knobs - 2 of 6



34013 Mortice knob

- knob diameter 51
- rose diameter 57

- knob diameter 64
- rose diameter 76

34014 Mortice knob

- knob diameter 49
- rose diameter 59

34015 Drop ring handle

- width 64 or 76
- rose diameter 57

34016 Drop ring handle

- width 64 or 76
- rose diameter 57

All these mortice knobs and drop ring handles can be made to suit rim locks.

34013 51mm in copper plated finish.



Mortice Knobs - 3 of 6



34017 Mortice knob
– knob diameter 75
– rose diameter 82

34018 Mortice knob
– knob diameter 60
– rose diameter 76

34019 Mortice knob
– knob diameter 50
– rose diameter 64

All these mortice knobs can be made to suit rim locks

34017 in polished nickel plated finish.



Mortice Knobs - 4 of 6



34009 Mortice knob
– knob 68 x 42
– rose diameter 70

34010 Mortice knob
– knob 70 x 45
– rose diameter 69

34011 Mortice knob
– knob 58 x 39
– rose diameter 57

34012 Mortice knob
– knob 60 x 40
– rose diameter 63

All these mortice knobs can be made to suit rim locks.

34010 in imitation bronze metal antique finish.



Mortice Knobs - 5 of 6



34004 Mortice knob
– knob diameter 57
– rose diameter 63

34005 Mortice knob
– knob diameter 51
– rose diameter 57
– knob diameter 57
– rose diameter 64
– knob diameter 64
– rose diameter 70

34006 Mortice knob
– knob diameter 48
– rose diameter 57

34007 Mortice knob
– knob diameter 44
– rose diameter 58


34008 Mortice knob
– knob diameter 51
– rose diameter 57
– knob diameter 57
– rose diameter 64
– knob diameter 64
– rose diameter 70

34005 64mm in polished chrome plated finish.



All these mortice knobs can be made to suit rim locks

Mortice Knobs - 6 of 6



34001 Mortice knob

- knob diameter 51
- rose diameter 57
- knob diameter 57
- rose diameter 64
- knob diameter 64
- rose diameter 70

34002 Mortice knob

- knob diameter 44
- rose diameter 57
- knob diameter 57
- rose diameter 64

34003 Mortice knob

- knob diameter 60
- rose diameter 60

34101 (not illustrated) as **34001** but with concealed fixing


All these mortice knobs can be made to suit rim locks

34101 57mm in antique brass finish.



Silver Kite Architectural Ironmongery - Classic Range

Lever Handles - 1 of 5



35001 Lever handle round rose
– diameter 51

35002 Lever latch handle
– plate 100 x 41

35003 Lever lock handle
– plate 152 x 41

35008 Lever bathroom set (not illustrated)
– plate 152 x 41




35003 in satin brass finish.

Call us now on 01494 774779

Email: enquiries@silverkite.co.uk

Lever Handles - 2 of 5



35004 Lever handle round rose
– diameter 50

35005 Lever latch handle
– plate 100 x 40

35006 Lever lock handle
– plate 151 x 39

35007 Lever bathroom set
– plate 151 x 39



35004 in black chrome plated finish.

Silver Kite Architectural Ironmongery - Classic Range

Lever Handles - 3 of 5



35009 Lever handle round rose
– diameter 65
also available with 56 diameter rose

35010 Lever handle round rose
– diameter 65
also available with 56 diameter rose

35011 Lever handle round rose
– diameter 65
also available with 56 diameter rose

35012 Lever handle round rose
– diameter 65
also available with 56 diameter rose

35013 Lever handle round rose
– diameter 65
also available with 56 diameter rose

35014 Lever handle round rose
– diameter 65
also available with 56 diameter rose



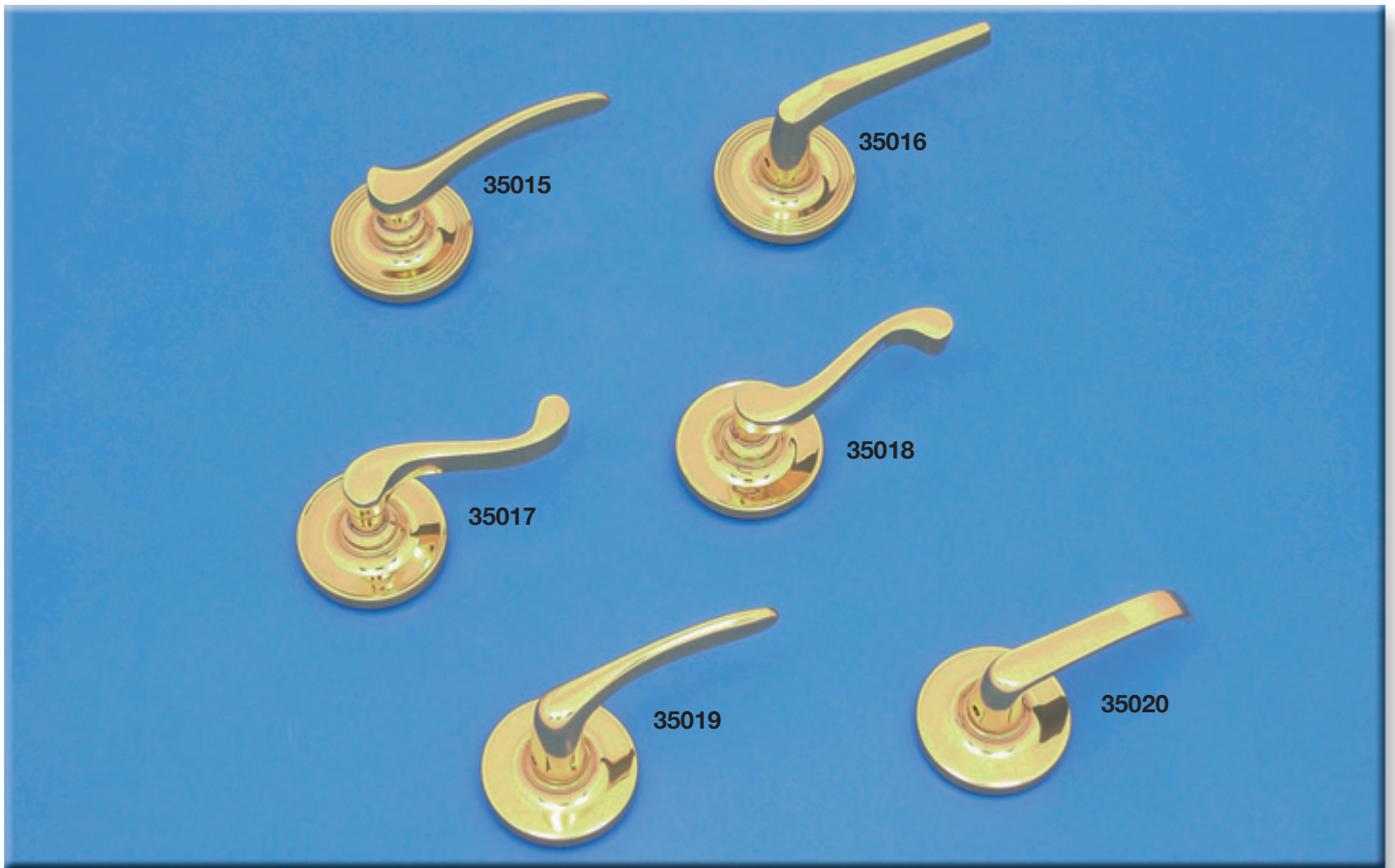
35011 56mm in satin nickel plated finish.

Call us now on 01494 774779

Email: enquiries@silverkite.co.uk

Silver Kite Architectural Ironmongery - Classic Range

Lever Handles - 4 of 5



35015 Lever handle round rose
– diameter 65
also available with 56 diameter rose

35016 Lever handle round rose
– diameter 65
also available with 56 diameter rose

35017 Lever handle round rose
– diameter 65
also available with 56 diameter rose

35018 Lever handle round rose
– diameter 65
also available with 56 diameter rose

35019 Lever handle round rose
– diameter 65
also available with 56 diameter rose

35020 Lever handle round rose
– diameter 65
also available with 56 diameter rose



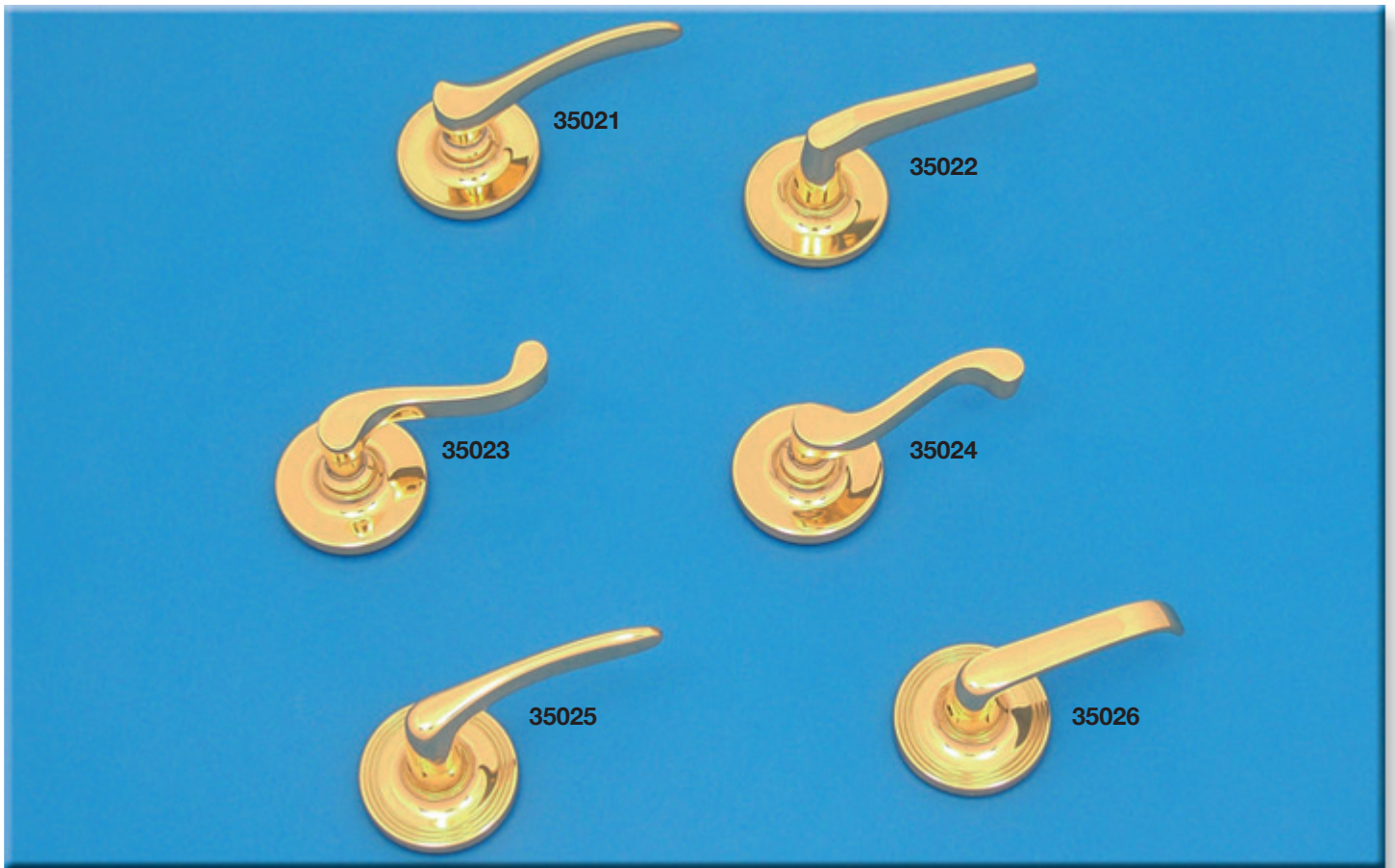
35020 56mm in satin chrome plated finish.

Call us now on 01494 774779

Email: enquiries@silverkite.co.uk

Silver Kite Architectural Ironmongery - Classic Range

Lever Handles - 5 of 5



35021 Lever handle round rose
– diameter 65
also available with 56 diameter rose

35022 Lever handle round rose
– diameter 65
also available with 56 diameter rose

35023 Lever handle round rose
– diameter 65
also available with 56 diameter rose

35024 Lever handle round rose
– diameter 65
also available with 56 diameter rose

35025 Lever handle round rose
– diameter 65
also available with 56 diameter rose

35026 Lever handle round rose
– diameter 65
also available with 56 diameter rose

35021 56mm in polished nickel plated finish.




Call us now on 01494 774779

Email: enquiries@silverkite.co.uk

Silver Kite Architectural Ironmongery - Classic Range

Escutcheons



37001 Escutcheon
– diameter 32

37002 Escutcheon
– diameter 32

37003 Escutcheon
– 45 x 24

37004 Escutcheon
– diameter 31

37005 Escutcheon
– 54 x 22

37006 Escutcheon
– 56 x 22

37007 Escutcheon
– diameter 32

37008 Escutcheon
– 72 x 25

37009 Escutcheon
– 57 x 19

37010 Escutcheon
– 56 x 28

37011 Escutcheon
– 62 x 30

37012 Escutcheon
– diameter 51

37013 Escutcheon
– diameter 50
– projection 6

37014 Escutcheon
– diameter 50
– projection 6

37014 in antique brass finish.




Call us now on 01494 774779

Email: enquiries@silverkite.co.uk

Silver Kite Architectural Ironmongery - Classic Range

Turnpieces / Emergency Releases



34500 Turnpiece with emergency release

- knob 31 x 19
- rose diameter 36

34501 Turnpiece with emergency release

- knob 32 x 17
- rose diameter 38
- emergency release diameter 30

34502 Turnpiece

- knob 32 x 20
- rose diameter 32

- knob 38 x 23
- rose diameter 38

34503 Turnpiece


- knob 32 x 20
- rose diameter 32.

- knob 38 x 23
- rose diameter 38

34504 Turnpiece

- knob 32 x 20
- rose diameter 32

- knob 38 x 23
- rose diameter 38




34500 emergency release in satin brass finish.

Call us now on 01494 774779

Email: enquiries@silverkite.co.uk

Silver Kite Architectural Ironmongery - Classic Range

Finger Plates - 1 of 2




36001 Finger plate
– 279 x 76

36002 Finger plate
– 345 x 67

36003 Finger plate
– 292 x 82


36001 in copper plated finish.



Call us now on 01494 774779

Email: enquiries@silverkite.co.uk

Finger Plates - 2 of 2



36004 Finger plate
– 305 x 57

36005 Finger plate
– 381 x 64

36006 Finger plate
– 381 x 64
– 457 x 76

36007 Finger plate
– 298 x 57

36004 in polished chrome plated finish.



Pull Handles - 1 of 3



38001 Pull handle
– overall 152, 184

38002 Pull handle
– overall 203, 254

38003 Pull handle
– plate 305 x 64
– handle 203



38002 203mm in satin nickel plated finish.

Silver Kite Architectural Ironmongery - Classic Range

Pull Handles - 2 of 3



38004 Pull handle – handed
– plate 457 x 76

38005 Pull handle – handed
– plate 357 x 76

38006 Pull handle
– plate 381 x 64

38007 Pull handle
– plate 381 x 64



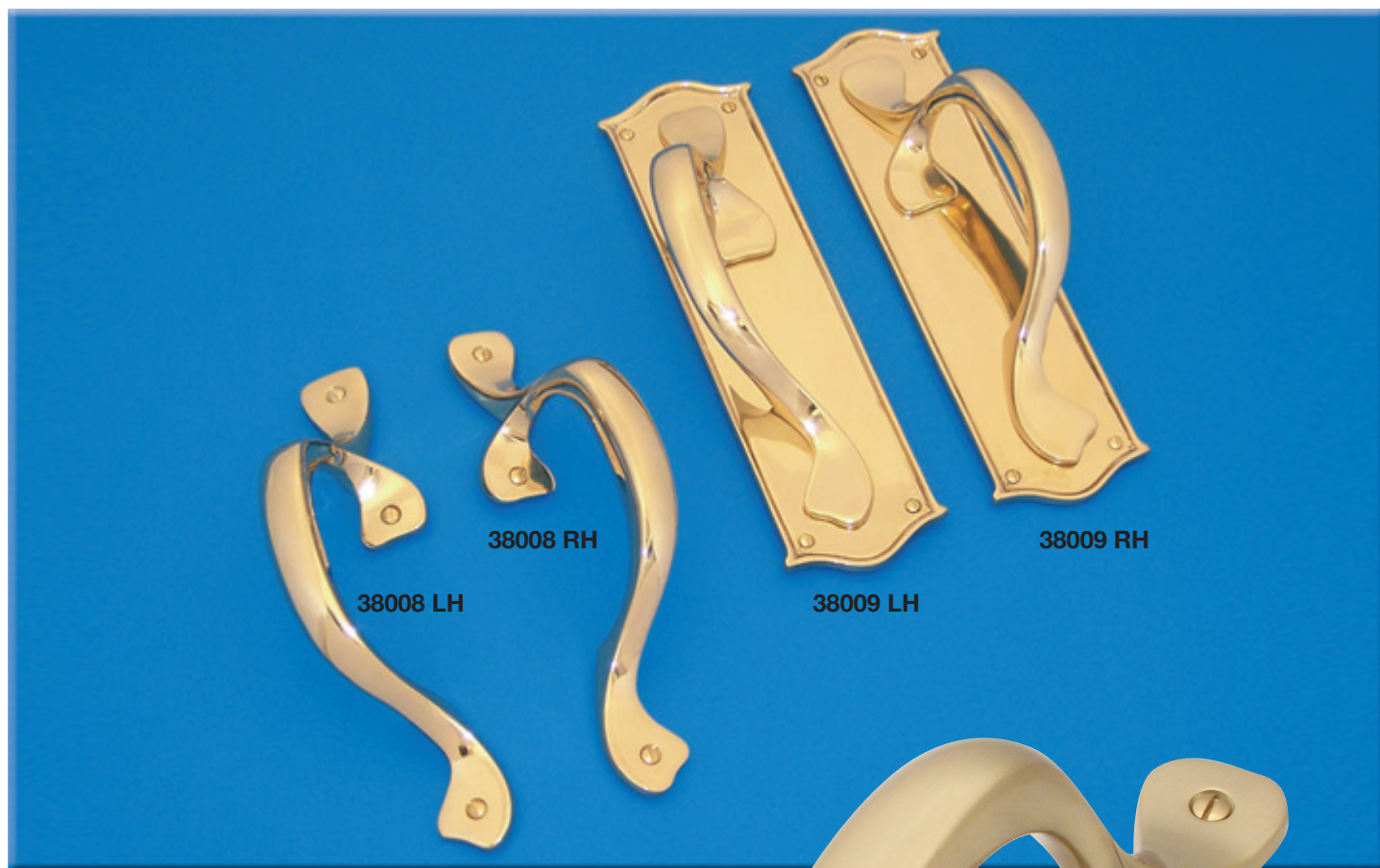
38004RH in imitation bronze metal antique finish.

Call us now on 01494 774779

Email: enquiries@silverkite.co.uk

Silver Kite Architectural Ironmongery - Classic Range


Pull Handles - 3 of 3



38008 Pull handle – handed
– overall 250

38009 Pull handle – handed
– plate 298 x 82

38008LH in satin brass finish.




Call us now on 01494 774779

Email: enquiries@silverkite.co.uk

Silver Kite Architectural Ironmongery - Classic Range

Flush Pull Handles



38500 Flush pull handle

- 76 x 38
- 89 x 41
- 102 x 44

38501 Flush pull handle

- 114 x 64

38502 Flush pull handle

- 102 x 51

38503 Flush pull handle

- 130 x 40

38504 Door edge flush pull handle

- 120 x 20


38505 Flush pull handle

- 76 x 42
- 100 x 50

38505 100x50mm in antique brass finish.



Entrance Door Fittings



31001 Centre door knob
– knob diameter 89
– rose diameter 102

31002 Centre door knob
– knob diameter 60
– rose diameter 65
– knob diameter 67
– rose diameter 83
– knob diameter 102
– rose diameter 115

31003 Centre door knob
– knob diameter 64,
– rose diameter 64


32001 Door knocker
– 196
– 248

32002 Door knocker
– 190 x 100

31003 in satin
chrome plated finish.



Letter Plates



33001 Letter plate

- 203 x 83, aperture 140 x 45
- 254 x 76, aperture 190 x 41
- 254 x 102, aperture 187 x 47
- 305 x 108, aperture 222 x 54
- 355 x 114, aperture 270 x 51
- 406 x 127, aperture 298 x 70

33002 Letter plate

- 305 x 89
- aperture 230 x 38

33003 Letter plate

- 305 x 112
- aperture 215 x 50

33500 Internal postal flap

- 305 x 83


other sizes can be made to suit letter plates



33001 254x102mm in polished chrome plated finish.

Silver Kite Architectural Ironmongery - Classic Range

Door Stops and Holders



39001 Door stop

- floor mounted - diameter 32

39002 Door stop

- wall mounted - projections 51, 63, 76

39003 Door stop

- floor mounted - base 48

39004 Door stop

- floor mounted - base 48, raised 13

39005 Door stop

- wall mounted - projections 63, 76, 100

39006 Door stop

- floor mounted - diameter 41

39007 Door stop

- wall mounted - projections 63, 76, 100

39008 Door stop/holder

- base 160 x 44 - maximum door thickness 58

39009 Door holder

- length coupled 70

39022 Cabin hook

- silent pattern - lengths 76, 100, 150, 203, 254

39006 in polished chrome plated finish.




Call us now on 01494 774779

Email: enquiries@silverkite.co.uk

Silver Kite Architectural Ironmongery - Classic Range

Bolts



27003 Flush bolt, lever action
– lengths 152, 203, 254, 305, 457, 609, 762, 914,
– widths 19, 25

27004 Flush bolt, sunk slide
– 76 x 13, 102 x 13, 152 x 19

27005 Surface mounted bolt
– width 42
– lengths 102, 152, 203, 254

27006 Surface mounted bolt
– width 42
– lengths 152, 203

27007 Barrel bolt
– width 42
– lengths 100, 150, 200, 250, 300, 450, 600,
other lengths can be made to order

27100 Easy clean socket

27101 Dust excluding floor socket

27102 Dust excluding floor socket

Locking versions of **27003**, **27005**, **27006** and **27007** are available – please add “L” to product code




27007L in antique brass finish.

Call us now on 01494 774779

Email: enquiries@silverkite.co.uk

Espagnolette Bolts - 1 of 2



27200 Espagnolette bolt - reversible
– mechanism 106 x 30

27201 Espagnolette bolt – reversible
– mechanism 106 x 30

27202 Espagnolette bolt – reversible
– mechanism 128 x 30

27203 Espagnolette bolt – reversible
– mechanism 128 x 30

27250 Lock to suit espagnolette bolt - 38 x 24

Rods for espagnolette bolts are normally supplied for 2134 high opening – rods to suit other sizes of openings can be supplied on request.

Locking versions of these espagnolette bolts are available – please add “L” to product code.


External levers and knobs are also available – please ask for details.



External lever in imitation bronze metal antique finish.

Silver Kite Architectural Ironmongery - Classic Range

Espagnolette Bolts - 2 of 2



27250 Lock to suit espagnolette bolt
– 38 x 24

27253 Espagnolette bolt
– mechanism 170 x 46
– left hand illustrated

27254 Outside knob
– plate 95 x 38

27255 Espagnolette bolt – reversible
– mechanism 145 x 28

27256 Outside lever – reversible
– plate 112 x 28


27257 Espagnolette bolt – reversible
– mechanism 145 x 28

27258 Outside knob – reversible
– plate 112 x 28

27259 Espagnolette bolt – left hand illustrated
– mechanism 100 x 35

Rods for espagnolette bolts are normally supplied for 2134 high opening – rods to suit other sizes of openings can be supplied on request.

27255L in satin chrome plated finish.




Locking versions of **27255** and **27257** espagnolette bolts are available – please add “L” to product code.

Call us now on 01494 774779

Email: enquiries@silverkite.co.uk

Sash Fasteners - 1 of 2



63001 Sash fastener – Brighton pattern
 – fastener plate 57 x 20
 – keep plate 57 x 24
 – locking version available – please add “L” to product code

63002 Sash fastener – Fitch pattern
 – fastener plate 70 x 16
 – keep plate 70 x 13
 – locking version available – please add “L” to product code


63002LN Sash fastener – Fitch pattern narrow version (not illustrated)
 – fastener plate 70 x 16
 – keep plate 70 x 13
 – only available in a locking version

63003 Sash fastener
 – fastener plate 64 x 19
 – keep plate 64 x 19

– fastener plate 70 x 19
 – keep plate 70 x 19
 – locking version available – please add “L” to product code


63003LN Sash fastener narrow version
 – fastener plate 70 x 14
 – keep plate 70 x 19
 – only available in a locking version

63004 Sash fastener
 – fastener plate 67 x 20
 – keep plate 67 x 18
 – locking version available – please add “L” to product code



63003LN in copper plated finish.

Sash Fasteners - 2 of 2



63005 Sash fastener

- fastener plate 64 x 19
- keep plate 64 x 10

-
- fastener plate 76 x 25
 - keep plate 76 x 13

- locking versions of both sizes are available - please add "L" to product code

63006 Sash fastener

- fastener plate 64 x 19
- keep plate 64 x 19

-
- fastener plate 70 x 19
 - keep plate 70 x 19
 - locking version of this size only is available

63006N Sash fastener narrow version

- fastener plate 70 x 14
- keep plate 70 x 19
- locking version available - please add "L" to product code

63007 Sash fastener - quadrant arm pattern

- fastener plate 64 x 19
- keep plate 64 x 19

-
- fastener plate 70 x 19
 - keep plate 70 x 19

63008 Sash fastener

- fastener plate 67 x 20
- keep plate 67 x 18
- locking version available - please add "L" to product code



63006N in polished nickel plated finish.

Sash Lifts



38503 Flush pull handle
– 130 x 40

38505 Flush pull handle
– 76 x 42
– 100 x 50

64001 Sash lift
– width 50

64002 Sash lift
– width 70

64003 Sash eye
– width 44

64004 Sash eye
– width 44

64005 Sash eye
– width 40

64006 Sash eye
– width 47

64007 Sash handle
– length 100, 127, 152


64008 Sash lift
– width 127

64009 Sash lift
– handle 152, 228, 305



64001 in black chrome plated finish.


Shutter Fittings




65005 Shutter bar
– made to required size

65006 Shutter catch
– 58 x 55

Shutter bar catch in antique brass finish.



Casement Fittings



61001 Casement fastener
– handle 95
– can be supplied with hook or mortice plate
– locking version available – please add “L” to product code

61002 Casement fastener
– handle 92
– can be supplied with hook or mortice plate
– locking version available – please add “L” to product code

61003 Casement fastener
– handle 108
– can be supplied with hook or mortice plate
– locking version available – please add “L” to product code


61200 French window fastener
– handle 102

62001 Casement stay
– length 254, 305


62002 Casement stay
– length 254

62003 Casement stay
– length 203, 254, 305

61001HP in satin brass finish.



Sliding Stays



62200 Sliding stay for inward
– opening window
– length 254, 305


62201 Sliding stay
– length 254, 305, 381

62202 Sliding stay
– length 254, 305, 381



62202 254mm in satin nickel plated finish.

Fanlight Fittings



65001 Fanlight catch
– 51 x 29, 57 x 38

65002 Pole hook
– internal diameter 25

65003 Roller stay
– 152, 203

65004 Quadrant stay
– 152, 203



65003 203mm in polished chrome plated finish.

Silver Kite Architectural Ironmongery - Classic Range

Cupboard Knobs and Cabinet Fittings



38010 Drawer pull
– overall 98 x 45

38011 Drawer pull
– overall 100 x 41

38012 Pull handle
– overall 104, 160

41001 Cupboard knob
– diameter 25, 32, 38, 44, 51

41002 Cupboard knob
– diameter 19, 25, 32

41003 Cupboard knob
– overall 19, 25, 32, 38

41004 Cupboard knob
– diameter 19, 25, 32

41005 Cupboard knob
– diameter 28, 35

41006 Drop ring handle
– width of drop 32, 38, 57, 64

41007 Drop ring handle
– width of drop 32, 38, 57, 64

42001 Flush ring handle
– 29 x 38, 32 x 44, 38 x 51,
– 51 x 64, 48 x 70, 64 x 76

42002 Flush ring handle
– diameter 38, 44, 51, 64

42003 Flush handle
– width 64, 76, 89, 102



38011 in copper plated finish.

Hat and Coat Hooks



71001 Single coat hook
– height 52, projection 55

71002 Double coat hook
– height 45, projection 45

71003 Hat and coat hook
– height 130, projection 82

71005 Hat and coat hook
– height 150, projection 74


71006 Hat and coat hook
– height 152, projection 102

71003 in imitation bronze metal antique finish.



Silver Kite Architectural Ironmongery - Classic Range

Mortice Latches and Catches



23001 Mortice latch
– case depth 64, height 70, backset 44
– case depth 77, height 70, backset 57
Rebate sets **24004** for 13, 19, 25 rebates are available

23002 Mortice latch
– case depth 125, height 70, backset 102
– case depth 152, height 70, backset 127
Rebate sets **24005** for 13, 19, 25 rebates are available

23003 Tubular latch
– tube depth 64, backset 44
– tube depth 79, backset 60
– tube depth 100, backset 75
– tube depth 127, backset 100
– tube depth 151, backset 130
Rebate set **24006** for 13 rebates is available


23004 Oval cylinder mortice nightlatch case only
– case depth 65, height 70, backset 47
– case depth 77, height 70, backset 60
Rebate sets **24004** for 13, 19, 25 rebates are available

26001 Single oval cylinder
– different lengths available to suit door thickness

45001 Adjustable roller catch
– forend size 76 x 22, depth of catch 48

45002 Adjustable roller catch
– forend size 57 x 13, depth of catch 30

Mortice Locks - 1 of 2



22001 3 Lever upright mortice lock
– case depth 55, height 108, backset 32
– case depth 65, height 108, backset 44
– case depth 76, height 108, backset 57
– case depth 102, height 108, backset 83
Rebate sets **24001** for 13, 19, 25 rebates are available


22002 3 Lever horizontal mortice lock
– case depth 124, height 70, backset to follower 102
– case depth 150, height 70, backset to follower 127
Rebate sets **24002** for 13, 19, 25 rebates are available

22003 3 Lever mortice deadlock
– case depth 65, height 70, backset 44
– case depth 76, height 70, backset 57
Rebate sets **24003** for 13, 19, 25 rebates are available

22011 5 Lever upright mortice lock – to BS3621
– case depth 67, height 111, backset 45
– case depth 79, height 111, backset 57
Rebate sets **24008** for 13, 19, 25 rebates are available

22013 5 Lever mortice deadlock – to BS3621
– case depth 67, height 71, backset 45
– case depth 79, height 71, backset 57
Rebate sets **24009** for 13, 19, 25 rebates are available

Mortice Locks - 2 of 2



22004 Upright bathroom lock

- case depth 65, height 108, backset 44
 - case depth 76, height 108, backset 57
 - case depth 102, height 108, backset 83
- Rebate sets 24001 for 13, 19, 25 rebates are available

22005 Horizontal bathroom lock

- case depth 124, height 70, backset to follower 102
 - case depth 150, height 70, backset to follower 127
- Rebate sets 24002 for 13, 19, 25 rebates are available


22006 Mortice escape deadlock

- case depth 76, height 108, backset 57
- Rebate sets 24007 for 13, 19, 25 rebates are available

29001 Mortice deadbolt

- case depth 78, height 38, backset 58

Rim Locks and Latches



21001 Flanged rim lock
– case 125 x 100, backset to follower 95
– case 150 x 100, backset to follower 120
Handed – left hand illustrated

21002 Unflanged rim lock
– case 125 x 75, backset to follower 95
– case 150 x 75, backset to follower 120
– case 175 x 110, backset to follower 138
– case 200 x 110, backset to follower 165
Handed – right hand illustrated


21004 Unflanged rim latch
– case 125 x 75, backset 95
– case 150 x 75, backset 120
Not handed
Flanged version also available **21003**
– case 125 x 100
– backset 95

21006 Unflanged bathroom latch
– case 100 x 75, backset 69
– case 125 x 75, backset 95
Handed – right hand illustrated
Flanged version also available **21005**
– case 100 x 100, backset 69, and 125 x 100,
backset 95

21007 Beggar's latch
– case 76 x 64
Handed – left hand illustrated
Can be supplied with reversed bolt

Silver Kite Architectural Ironmongery - Classic Range

Hinges - 1 of 7



Hinges marked with CE are suitable for use on 1/2 hour fire and escape doorsets, and are supplied with intumescent pads. Declaration of Performance is available for all CE marked products.

11001 Brass butt hinge
– double phosphor bronze
washed
– sizes

75 x 50

100 x 65

100 x 65 CE

100 x 75

100 x 75 CE

125 x 75

125 x 75 CE

150 x 75

150 x 75 CE

11006 Brass rising butt hinge
– handed, clockwise closing
illustrated
– sizes

75 x 60

100 x 65

Falling butt hinge also
available, **11046**, sizes as
11006

11021 Brass ball race butt
hinge
– sizes

100 x 65

100 x 65 CE

100 x 75

100 x 75 CE

125 x 75

125 x 75 CE


150 x 75

150 x 75 CE

Sizes – first dimension is
height of hinge, second
dimension is width when
open.

Silver Kite Architectural Ironmongery - Classic Range

Hinges - 2 of 7



Hinges marked with CE are suitable for use on 1/2 hour fire and escape doorsets, and are supplied with intumescent pads. Declaration of Performance is available for all CE marked products.

11002 Brass finial butt hinge
 – phosphor bronze washered
 – urn finial
 – sizes

75 x 50
100 x 65
100 x 65 CE
100 x 75
100 x 75 CE
125 x 75
125 x 75 CE
150 x 75
150 x 75 CE

11003 Brass finial butt hinge
 – phosphor bronze washered
 – ball finial
 – sizes

75 x 50
100 x 65
100 x 65 CE
100 x 75
100 x 75 CE
125 x 75
125 x 75 CE
150 x 75
150 x 75 CE

11004 Brass finial butt hinge
 – phosphor bronze washered
 – beehive finial
 – sizes

75 x 50
100 x 65
100 x 65 CE
100 x 75
100 x 75 CE
125 x 75
125 x 75 CE
150 x 75
150 x 75 CE

11023 Brass ball race finial butt hinge
 – ball finial
 – sizes

100 x 65
100 x 65 CE
100 x 75
100 x 75 CE
125 x 75
125 x 75 CE
150 x 75
150 x 75 CE


Also available,
11022 with urn finial and
11024 with beehive finial

Sizes – first dimension is height of hinge, second dimension is width when open.

Call us now on 01494 774779

Email: enquiries@silverkite.co.uk

Hinges - 3 of 7



Hinges marked with CE are suitable for use on 1/2 hour fire and escape doorsets, and are supplied with intumescent pads. Declaration of Performance is available for all CE marked products.

11005 Brass parliament hinge
– sizes

102 x 102, projection 64

102 x 127, projection 75

102 x 152, projection 100

11011 Brass projection butt hinge – double phosphor bronze washered
– sizes

100 x 100

100 x 100 CE

100 x 125

100 x 150

100 x 200

150 x 100

150 x 100 CE

Also available, **11012** with urn finial, **11013** with ball finial and **11014** with beehive finial, sizes as **11011**.

11031 Brass ball race projection butt hinge
– sizes

100 x 100

100 x 100 CE

150 x 100

150 x 100 CE

125 x 125

125 x 125 CE


150 x 125

150 x 125 CE

Also available, **11032** with urn finial, **11033** with ball finial and **11034** with beehive finial, sizes as **11031**.

Sizes – first dimension is height of hinge, second dimension is width when open.

Hinges - 4 of 7



11035

11036

Hinges marked with CE are suitable for use on 1/2 hour and 1 hour fire and escape doorsets, and are supplied with intumescent pads.

Declaration of Performance is available for all CE marked products.

11035 Brass high performance butt hinge
– sizes

100 x 88

100 x 88 CE


11036 Brass high performance butt hinge
– sizes

100 x 88

100 x 88 CE

Sizes – first dimension is height of hinge, second dimension is width when open.

Hinges - 5 of 7



11007 Brass back flap hinge

– sizes

32 x 48

38 x 60

51 x 76

76 x 127

11009 Brass counter flap hinge

– sizes

25 x 76

32 x 101

38 x 114

11010 Brass counter flap hinge

– sizes

34 x 76

11052 Brass lift off hinge –
handed, clockwise closing
illustrated

– sizes

75 x 42

75 x 50

11053 Brass projection butt
hinge

– unwashed

– sizes

75 x 75

100 x 100

150 x 100


125 x 125

150 x 125

Sizes – first dimension is height of
hinge, second dimension is width when
open.

Silver Kite Architectural Ironmongery - Classic Range

Hinges - 6 of 7



11008 Brass butt hinge –
unwashed
– sizes

38 x 23

51 x 28.5

51 x 38

63 x 28.5

63 x 35

75 x 35

75 x 42

75 x 50

75 x 60

100 x 60

100 x 65

100 x 75

125 x 75

150 x 75

11054 Brass finial butt hinge
– unwashed
– button finial
– sizes

38 x 38

50 x 38

50 x 50

63 x 50

63 x 63

75 x 50

11055 Brass finial butt hinge
– unwashed
– steeple finial
– sizes

38 x 38

50 x 38

50 x 50

63 x 50

63 x 63

75 x 50

11056 Brass finial butt hinge
– unwashed
– ball finial

38 x 38

50 x 38

50 x 50

63 x 50

63 x 63

75 x 50

11057 Brass cabinet hinge
– unwashed
– sizes

75 x 47

11058 Brass cabinet hinge
– sizes

75 x 45

11059 Brass continuous
hinge (also available in steel,
stainless steel and aluminium)
– size

1830 x 25

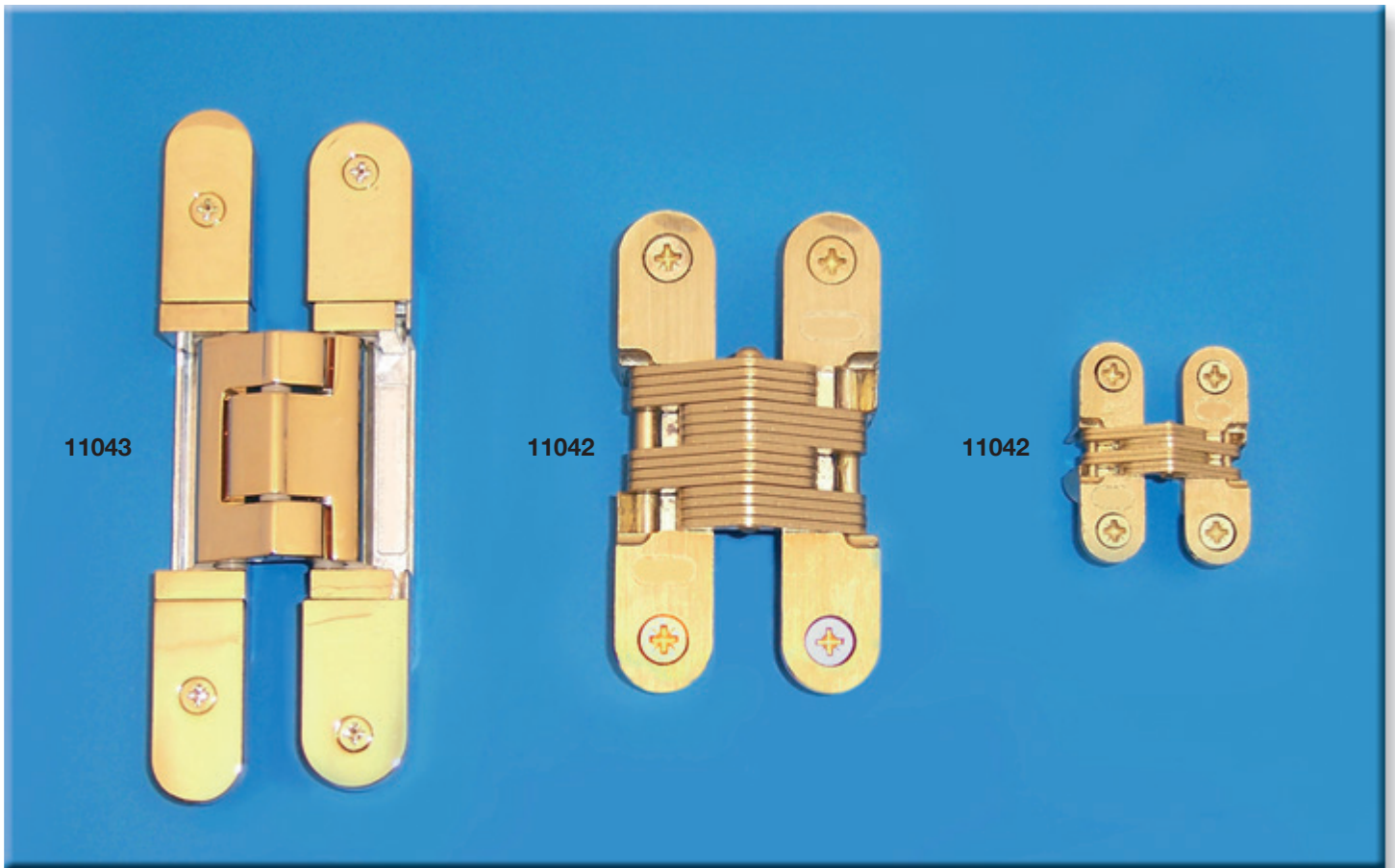
1830 x 32

1830 x 38

Sizes – first dimension is
height of hinge, second
dimension is width when
open.

Call us now on 01494 774779

Email: enquiries@silverkite.co.uk



11042 Brass concealed hinge

– sizes

– height 38, 42, 44, 60, 70, 95, 117, 140

11043 Concealed hinge


– adjustable

– sizes

– height 140, 180, 210

Silver Kite Architectural Ironmongery - Classic Range

Door Closers and Emergency Exit Devices



Door Closers

We only supply the very best in door closers and floor springs. Our range encompasses products from all leading manufacturers, with one proviso – their products have to be reliable.

We also offer door selectors and electromagnetic hold open devices. Every application is different so please call us for advice.

Emergency Exit Devices

“Reliability” must be the keyword for emergency exit devices – that is why we only use products from the very best manufacturers.

We can supply surface mounted and mortice versions, with all the features that are now demanded.

Call us now on 01494 774779

Email: enquiries@silverkite.co.uk



Our Classic electrical accessory plates are available with either round or square corners.

Rocker Grid Switches

Round corners Square corners



81301 **81401** 1 Gang 20 AMP 2 way switch
– dimensions 86 x 86
Wall box depth 35mm Single



81311 **81411** 1 Gang 20 AMP intermediate switch
– dimensions 86 x 86
Wall box depth 35mm Single



81302 **81402** 2 Gang 20 AMP 2 way switches
– dimensions 86 x 86
Wall box depth 35mm Single



81303 **81403** 3 Gang 20 AMP 2 way switches
– dimensions 146 x 86
Wall box depth 35mm Twin



81304 **81404** 4 Gang 20 AMP 2 way switches
– dimensions 146 x 86
Wall box depth 35mm Twin



81306 **81406** 6 Gang 20 AMP 2 way switches
– dimensions 146 x 86
Wall box 133 x 133 x 40

The switches are available in these combinations of finishes and plastic inserts:-

SWITCH FINISH	INSERT COLOUR	
	BLACK	WHITE
Polished brass	✓	✓
Satin brass	✓	✓
Polished chrome	✓	✓
Satin chrome	✓	✓
Polished nickel	✓	✓
Satin nickel	✓	✓
Antique bronze	✓	
Antique brass	✓	

Dolly Grid Switches

Round Square
corners corners



82301 82401 1 Gang 20 AMP 2 Way toggle switch
– dimensions 86 x 86
Wall box depth 35mm Single



82311 82411 1 Gang 20 AMP Intermediate toggle switch
– dimensions 86 x 86
Wall box depth 35mm Single



82302 82402 2 Gang 20 AMP 2 Way toggle switches
– dimensions 86 x 86
Wall box depth 35mm Single



82303 82403 3 Gang 20 AMP 2 Way toggle switches
– dimensions 146 x 86
Wall box depth 35mm Twin



82304 82404 4 Gang 20 AMP 2 Way toggle switches
– dimensions 146 x 86
Wall box depth 35mm Twin

The switches are available in the following finishes:-

Polished brass

Satin brass

Polished chrome

Satin chrome

Polished nickel

Satin nickel

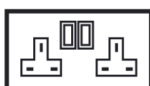
Antique bronze

Switched Socket Outlets

Round Square
corners corners



84301 84401 1 Gang 13 AMP Switched socket outlet
– dimensions 86 x 86
Wall box depth 35mm Single



84302 84402 2 Gang 13 AMP Switched socket outlet
– dimensions 146 x 86
Wall box depth 35mm Twin

The switches are available in these combinations of finishes and plastic inserts:-

SWITCH FINISH	INSERT COLOUR	
	BLACK	WHITE
Polished brass	✓	✓
Satin brass	✓	✓
Polished chrome	✓	✓
Satin chrome	✓	✓
Polished nickel	✓	✓
Satin nickel	✓	✓
Antique bronze	✓	
Antique brass	✓	

Un-switched Socket Outlets



Round corners Square corners

84321 **84421** 1 Gang 2 AMP Socket outlet
– dimensions 86 x 86
Wall box depth 35mm Single



84351 **84451** 1 Gang 5 AMP Socket outlet
– dimensions 86 x 86
Wall box depth 35mm Single

These products are available with either black or white inserts

Apart from the small selection shown, we can supply:-

- Architrave switches
- Dimmer switches
- Television outlets
- Telephone outlets
- Fused connection units
- Cooker switches
- Blank plates
- Euro module plates
- Brush plates
- Shaver sockets
- Fan isolator switch
- Speaker sockets
- Flex outlet plates

We can also supply plates made to your own specification.

Our Classic electrical accessories are not suitable for dry lining wall boxes

The plates are available in the following finishes:-

- Polished brass – lacquered
- Polished brass – unlacquered
- Satin brass
- Gold plated
- Silver plated
- Black chrome plated
- Copper plated
- Rhodium plated
- Antique brass
- Imitation bronze metal antique
- Polished chrome plated
- Satin chrome plated
- Polished nickel plated
- Satin nickel plated
- Polished stainless steel
- Satin stainless steel



84421 in satin nickel plated finish with black insert.