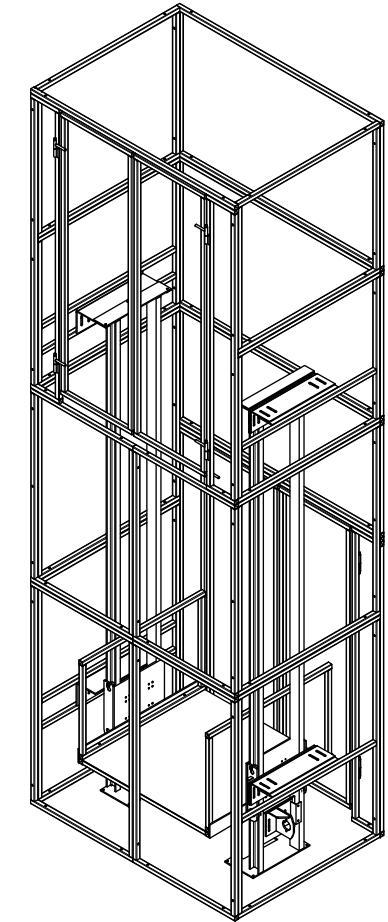
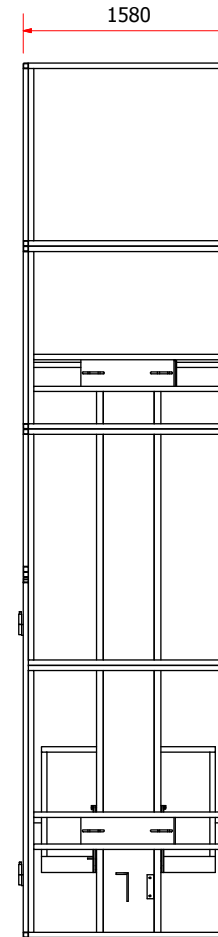
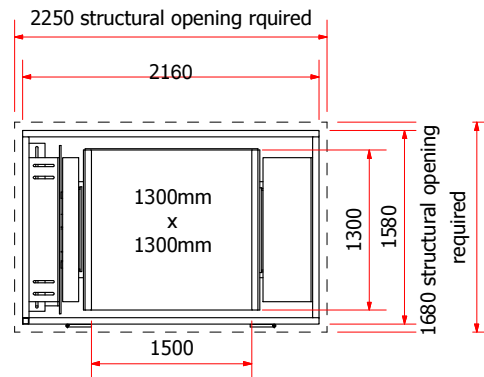
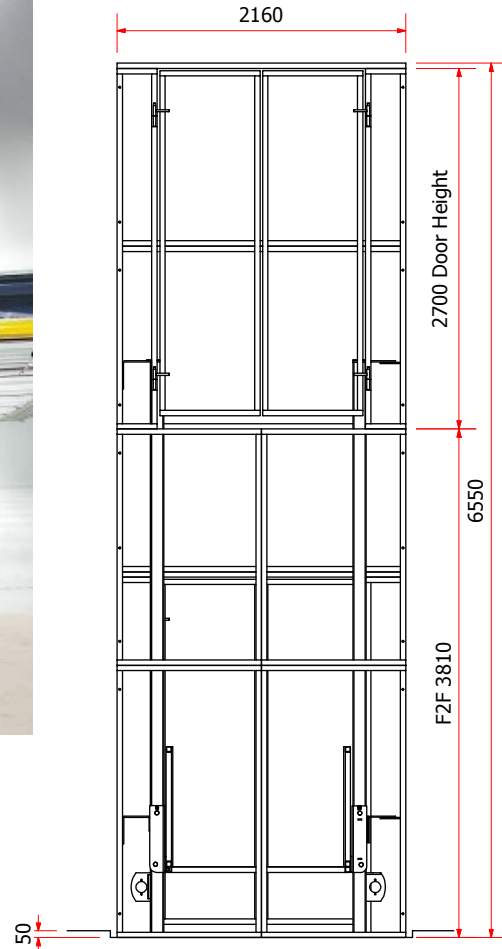




Electrical Supply Requ.
 2.2kW, 415v, Three phase and neutral
 terminated in an isolator at the lower level



MezzLift Details
 Floor to Floor 3810mm
 (50mm sump at lower level)
 Platform Size 1300mm x 1300mm
 2700mm high double gates
 Electrically interlocked at both levels
 Push button controls at both levels
 500mm fixed ramp at lower level
 Load through

Drawn By:		Checked By:		Approved by - Date		Quantity	Customer Ref.	PH Job Number
							Date 15/8/14	Design State WorkInProgress
Title: Emerson Electrical, Leicester 500 Opposed MezzLift Guarding							Material As Per Part	Dimensions mm Scale on A3
							Projection <input type="checkbox"/> 1st <input type="checkbox"/> 3rd	Sheet Number
							Drg No. Emerson Electrical.iam	Edition A
Part No Emerson Electrical				Reference				