

Lift Detail

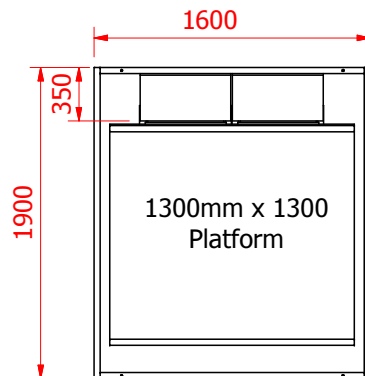
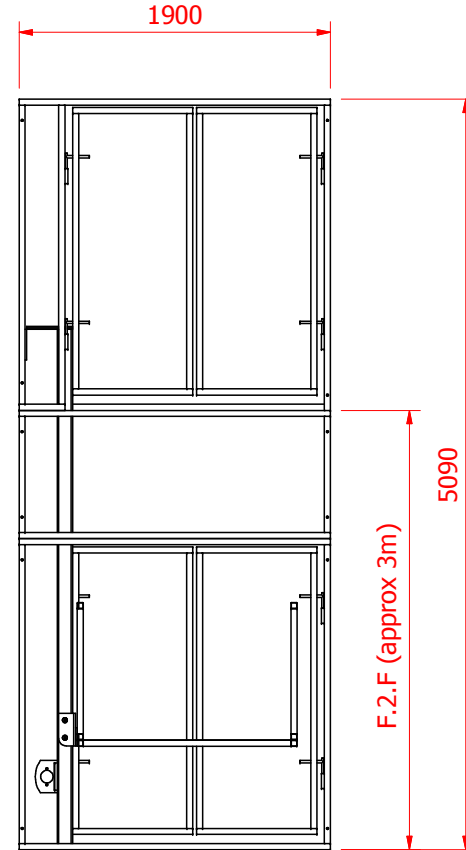
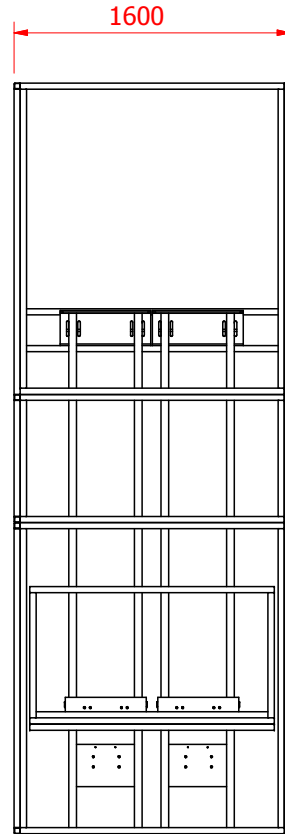


MWL 500kg

Platform 1300mm x 1300mm

2200mm High Double Gates

Hold to run, push button at both levels

Fixed ramp at lower level



**Electrical Supply Requ.**

415V, Three Phase and Neutral

Drawn By:		Checked By:		Approved by - Date		Quantity	Customer Ref.	PH Job Number
Title: 500kg Pallet Lift		File Location		Date		Design State WorkInProgress		Dimensions mm
Manual Handling Solutions 58, Paige Close, Watlington Kings Lynn, Norfolk PE33 0TQ		Material		Edition		Projection <input type="checkbox"/> 1st Angle <input type="checkbox"/> 3rd Angle		Scale on A3
		Drg No. Tel 01553811977 Fax 01553811004		Sheet Number				