

# PRODUCT SUMMARY



Pipe Beveling Machines  
Pipe Cutting Machines  
Grinding Machines  
Pipe Stands and Clamps  
Pipe Purging  
Plate Bevelers  
Heat Exchanger, Boiler & Bundle

 **GBC UK**   
THE CUTTING & BEVELLING EXPERTS

**Pedigree**  
**35+ years experience**

**Quality**  
**ISO 9001 since 1996**

**Performance**  
**guaranteed**

## **CONTENTS**

About Us .....	Page 3
Pipe Bevelling Machines.....	Page 4
Pipe Cutting Machines.....	Page 6
Flange Facing Machines .....	Page 8
Grinding and Back Gouging Machines.....	Page 8
Plate Bevelling Machines.....	Page 9
Pipe Stands.....	Page 10
Pipe Alignment Clamps .....	Page 11
Pipe Purging Equipment .....	Page 12
Purge Monitors.....	Page 13
Pipe Purging Accessories .....	Page 14
Pipe Rotators and Positioners .....	Page 15
Column and Boom .....	Page 15
Pipe Fitters Tools.....	Page 16
Tungsten Grinders.....	Page 17
Heat Exchanger Equipment.....	Page 18
Tube Bundle Pullers .....	Page 19
GBC UK Hire.....	Page 19



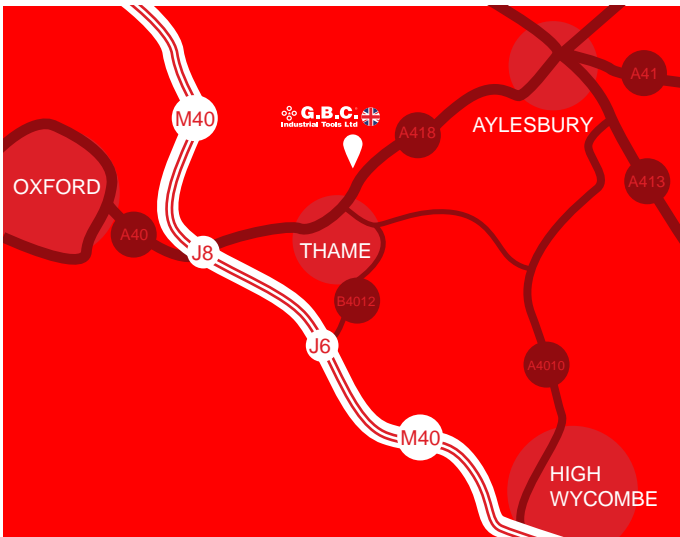
GBC INDUSTRIAL TOOLS LTD ARE THE 'PIPE EQUIPMENT SPECIALISTS' FOR THE SUPPLY OF PIPEWORK EQUIPMENT AND TOOLS.

Over the past 30 years our parent company GBC Industrial Tools Spa, has established itself as one of the world's leading manufacturers of portable pipework machinery, due to its consistent high level of quality, both in product and service. We are pleased to be part of that team.


GBC has established an extensive distribution network to industries across the world. These industries include:



- Petrochemical
- Offshore
- Power Generation
- Heat Exchange Manufacture/ Repair
- Boiler Industry
- Ship Building and Repair
- Nuclear
- General Fabrication
- Site Services



GBC Industrial Tools offer a comprehensive range of on-site machining services, please check with our office for your specific requirements.



Registered address: 7 Drakes Drive, Crendon Business Park  
Long Crendon, HP18 9FE

Registered in England & Wales. Registration no. 08966210  
VAT no. 190019919

# Pipe Beveling Machines

AT GBC WE DESIGN AND MANUFACTURE A WIDE RANGE OF PORTABLE PIPE BEVELLING MACHINES SUITABLE FOR PIPES OF ALL SIZES AND IDEAL FOR ON-SITE OR WORKSHOP SITUATIONS. OUR LARGER STATIC MACHINES MAKE LIGHT WORK OF BIG JOBS.



## Mini K

**Range:**  
3/4" - 1 3/4" (20-42mm)  
Optional from 1/2" (12.5mm)

The Mini machines are lightweight yet powerful pipe beveling machines. A favourite in areas such as power station shut-downs due to ease of set up and speed of operation. The Mini is equally at home on site or in the workshop.

**Models:** Pneumatic & Electric (110v or 230v).

**Optional Accessories:**  
Automatic locking device  
Elbow locking shafts



## Mini K Cordless

**Range:**  
3/4" - 1 3/4" (20-42mm)  
Optional from 1/2" (12.5mm)

New addition to the Mini range of lightweight yet powerful pipe beveling machines. A favourite in areas such as power station shut-downs due to ease of set up and speed of operation. The Mini is equally at home on site or in the workshop.

**Models:** Battery

**Optional Accessories:**  
Elbow locking shafts



## Mini Auto Compact

**Range:** 3/4" - 1 3/4" (20-42mm)  
Optional from 1/2" (12.5mm)

The Mini Auto is a unique machine designed specially for tube end facing, seal weld removal of tubes in heat exchangers and condensers and the "J Prepping" of the tube plate. The automatic locking, cutting and unlocking of this machine dramatically reduces production time.

**Models:** Pneumatic



## Boiler K

**Range:**  
1" - 3" i/d (20 - 76mm)  
Optional from 3/4" (20mm)

The Boiler standard machine combines high power with safe and rapid work execution. This machine is regarded as the number one tool in the marine, boiler and power generation industries and is also widely used for general pipework fabrications. The Boiler effortlessly produces all the standard weld preparations on all materials and schedules

**Models:** Pneumatic & Electric

**Optional Accessories:**  
Automatic locking device



## Boiler K Cordless

**Range:**  
1" - 3" i/d (20 - 76mm)  
Optional from 3/4" (20mm)

New addition to the Boiler range. Combines high power with safe and rapid work execution. This machine is regarded as the number one tool in the marine, boiler and power generation industries and is also widely used for general pipework fabrications. The Boiler effortlessly produces all the standard weld preparations on all materials and schedules

**Models:** Battery



## Boiler K1-4

**Range:**  
1" - 4" i/d (20 - 108mm)

The Boiler 1-4 is a very popular versatile machine that is robust and extremely powerful. Used in many industries but commonly found in tough in-situ environments, such as power station shut downs. The Boiler 1-4 boasts an increased locking range of 1" to 4" i/d .

**Models:** Pneumatic, Electric & Automatic

**Optional Accessories:**  
Automatic locking device  
Elbow locking shafts






### TC (OD locking)

**Range:**  
10 - 73mm o/d

The GBC TC machine has OD locking system in line with the cutter head. The motor can be mounted in line or at right angles to suit the working conditions.

**Models:** Pneumatic & Electric



### Supermaxi 4-16

**Range:** 4" - 12" i/d (100 - 318mm)  
Optional up to 16" (406mm)

The Supermaxi 4-16 has a power to weight ratio second to none, capable of bevelling heavy wall pipe and tough exotic materials. Bevelling, facing and counter-boring can be performed in one operation. The Supermaxi 4-16 is extensively used in industries such as nuclear, off-shore and specialised processing, can be used using form tools or tipped inserts.

**Models:** Pneumatic, Hydraulic & Electric



### Supermaxi 7-24

**Range:** 7" - 20" i/d (179 - 504mm)  
Optional up to 24" (600mm)

The Supermaxi 7-24 is an extremely powerful bevelling machine, designed to give long life and accurate weld preparations in the tough in-situ or engineering workshop environments. Fully torque reacted throughout its complete range, it uses one centre locking shaft for all its sizes. The shaft can be detached from the body of the unit to enable easy locking into the pipe. Change over time from one diameter to another is achieved quickly and simply, also can be used with form tools or tipped inserts.

**Models:** Pneumatic, Hydraulic & Electric



### Superboiler Machines

**Range:** 1 1/2" - 8" i/d (35 - 203mm)

The Superboiler is an extremely powerful machine designed to produce produce fast accurate weld preps on any schedule and material of pipe effortlessly.

**Models:** T4 (35 - 108mm)  
T5 (50 - 208mm)  
Pneumatic & Electric

**Optional Accessories:**  
Automatic locking device  
Elbow locking shafts  
Flange facing attachment  
Hole boring kits



### Hypermaxi

**Range:** 20" - 36"

The new Hypermaxi 20-36" with it's innovative inter-sliding locking system and solid power, is a welcome addition to our versatile range of equipment. The Hypermaxi machine also utilizes the same insert tip tool holders and HSS form tools as the Supermaxi 7-24", available in all drive options. The Hypermaxi 20-36" gives you the power and stability of a static machine but with portable flexibility mounted on a movable frame.

**Models:** Pneumatic & Hydraulic



### SB 500

**Range:** 4" - 20" (100-508mm)

The SB500 is a heavy duty pipe bevelling machine designed for repetitive bevelling of heavy duty pipe. This semi-automatic machine has an on-board control panel to control vice locking, chuck speed, chuck feed and coolant supply. the SB500 utilises the same tooling as the Supermaxi 7-24".

**Models:** Electric 3 Phase

# Pipe Cutting Machines



## MCA Pipe Cutters

**Range: 1"-36" o/d**

The MCA range of pipe cutting and bevelling machines are low profile, lightweight, split frame machines designed to meet all the requirements of on-site pipe cutting.

**Models:** Pneumatic, Electric and Hydraulic.



## Fast6-36 Pipe Cutters

**Range: 6"-36" o/d**

The new FAST6-36 is the latest innovation from GBC. It has a revolutionary self-centring system. Set up time is reduced and production time is increased.

**Models:** Pneumatic, Electric and Hydraulic.



## The Supercutter

**Range: 6"-60" o/d**

GBC Ltd also manufacture heavier duty steel construction split frame cutting & bevelling machines. Rugged in design, built to stand up to the most arduous of site conditions.

The Supercutter can cut and bevel pipes of almost any wall thickness and any material.

**Models:** Pneumatic, Electric and Hydraulic



## The Hypercutter

**Range: 60"-108" o/d**

The Hypercutter covers from 60" to 108", in just 4 machines! The stability in construction and strength of the motors and gearing enable these machines to cut and bevel pipe with almost any wall thickness, and any material.

The Hypercutter is supplied as standard with two spring loaded o/d copier tool slides to enable consistent bevel results on out-of-round pipes.

**Models:** Hydraulic



## TAF 120

**Range: 16"-120" (406-3048mm)**

TAF120 is a new machine for cold cutting pipe in the range from 16" to 120". The innovative chain locking system ensures excellent stability of the unit during the cutting process. The combination of two lateral chains and a central guiding belt ensures a high precision as well as high grade finishing. The feeding system is equipped with rubber wheels which ensure strong grip and therefore enables the machine to be set up in any position.

**Models:** Pneumatic & Hydraulic



## HYCUBE 24

**Range: 12"-24" o/d**

A stationary cutting & bevelling machine for 12" to 24" pipe. To enable a quick and easy flow of pipe through the body of the machine, the lock/unlock function is carried out semi-automatically. The hydraulics are delivered by an on-board electric motor & power pack. Although the front end appears to be an MCA split ring, the HYCUBE 24 is more a production device than the MCA maintenance machine.

**Models:** Electric





### GBC TI Machine

**Range: 7" - 13 3/8" (API casings)**

The GBC TI machine is engineered to cut a complete section of a casing at a precise depth. It can be lowered to the cut line in the well at any depth. The automatic hydraulic clamp locks the machine and cutting blades are deployed to complete the cut. The machine can also be operated fully remotely.

**Models:**  
Hydraulic



### Orbital Pipe Saws

**Range: 1 2" - 8" (12-203mm)**

GBC Orbital Pipe Saws produce a square, burr-free cut that does not require any further dressing. The pipe is cut with one rotation. It is driven by a powerful and sturdy electric motor equipped with a speed regulator.

**Models:**  
PIPE4 (1/2" - 4 1/2")

PIPE 8 (3"-8"). Available with either handwheel or motorised action.



### GBC 2700 Saw

**Range: 1" - 24" o/d (25-600mm)**

A powerful reciprocating saw. The lightweight construction and ease of set up makes the GBC2700 ideal for site work applications.

By using the pipe locking vice or chain locking device the GBC2700 produces square cuts. Using the correct blades most materials can be cut including stainless steel.

**Models:** Pneumatic & Electric



### GB Cut

**Range: 4" upwards**

The GB Cut is a portable flame pipe cutting and bevelling machine for work on pipes from 4" to 80" diameter. Guide bands are available to ensure square cuts on large diameter pipe. The GB Cut Auto can be used to cut non-ferrous metals with a plasma torch.

**Models:** Manual, Motorised, Magnetic



### GB Cut Saddle Machine

**Range: 1 1/2"-48" o/d**

Designed for cutting and bevelling fish mouths, shapes and contours on pipes. Short saddle machines produce consistent square and accurate cuts – cut after cut – year after year. Our short saddle machines can be used for plasma or water jet cutting in either the vertical, or horizontal position. They are designed to be dropped on the pipe like a saddle or slipped on from the end.

**Models:** Manual, Motorised



### GB Cut Hole Cutter

**Range: up to 40"**

GBC' Ltd's Hole Cutter is designed for cutting precise T-joint circles, or any hole on the surface of pipes, pressure vessels and heat exchangers. This can be done from the inside or the outside of the vessel.

Easy to operate, lightweight and compact in design, the Cut Hole Cutter will also cut and bevel holes into plates.

**Models:** 110v or 240v power supply.

# Flange Facing Machines



## SUPERBOILER F

**Range: 65mm - 400mm flange diameter**

High quality finishes can be achieved with the Superboiler F. The cutting feed is automatic from OD inwards. Standard stock finishes achieved in steps: 0.2, 0.4, 0.6, 0.8mm

**Models:** Pneumatic or Electric (110V or 230 V)



## SPIDER 42

**Range: 12" - 42"**

GBC Ltd's SPIDER 42 Flange Facing machine for seal groove machining, a recent addition to our extensive range of machines. The SPIDER 42 (12"-42") features an innovative ID locking and self centering system combined with multi position motor for power transmission enabling unmatched rigidity compared with similar machines, especially in application on higher diameters where we can guarantee more accuracy. Variable autofeed for radial and axial movements make the machine ready for any on-site repair.

**Models:** Pneumatic

# Grinding and Back Gouging Machines



## G300 Back Gouging Grinder

**Grinding Depth: 70mm**

**Disk Thickness: 8, 10, 12 and 14mm**

The G300 Compact grinder is a relatively light machine designed for Back Gouging on flat plates. It has a 300mm Grinding Disc and integrated guiding device to follow the weld to be back gouged.

**Optional Accessories:** Vacuum Fan



## G400 Back Gouging Grinder

The G400 can be mounted on a trolley for manoeuvrability or fitted to a statically mounted column/boom arm giving flexibility of how the machine is utilised. whichever way the result is the same, time saving through high material removal rate, accuracy throughout procedure and a reduction of operator fatigue/injuries.



## G800 CML Grinding Machine

The G800 CML version is the latest configuration of the already established machine, with HD video camera and LCD monitor taking this remote controlled machine to the next level of portable technology with static machine features and power. Made to order to customer specifications.



# Plate Bevelling Machines



## MultiEdge

**Plate Thickness: 6-60mm**

**Max Bevel Width: 40mm**

Not only a plate beveling machine but also the MultiEdge will remove cladding & face plate edges. This multi-function machine, unique on the market, will definitely give you the edge over the competition. The MultiEdge as with the other EDGE models, come in both top beveling and underside beveling versions. For cladding removal, the limits are 10mm minimum & 50mm maximum for both width & depth. It is also possible to either have a 45 or 90 degree step & will also do a 'J' prep.

**Models:** Top



## Edge 46 & Reverse

**Plate Thickness: 8mm - 120mm**

**Max Bevel Width: 46mm**

The Edge 46 is the most powerful portable plate edge beveller in the world market place, capable of beveling and 'J' prepping plate thicknesses of up to 120mm with a maximum bevel width of an incredible 46mm - on any angle from 15° to 60°.

Using a high speed milling head with tungsten carbide inserts, the Edge 46 leaves a superior mirror finish, perfect for welding and also cosmetic purposes.

**Models:** Top & Underside



## Compact Edge, Reverse, Basic

**Plate Thickness: 6-50mm**

**Max Bevel Width: 40mm**

The new Compact Edge machines are as the name implies, smaller in design than the Edge 46. The machine can be fitted with a speed regulator to control head & feed speeds to achieve the best in bevel finish & production control. The trolley has pistons & wheel dampers to ensure that uneven floors will not affect the cutter head. The Compact Edge can bevel a variety of materials such as; Carbon Steel, Stainless Steel, Duplex, Super Duplex, Inconel & Aluminium.

**Models:** Top & Underside Basic



## Challenge Range

**Plate Thickness: 6-50mm | Max Bevel Width: 15mm**

The Challenge 12 and 15 plate edge beveling machines benefit from a compact design to meet with the high demand for a portable machine in many working areas. The Challenge machines gives a clean, bevelled, weld ready surface with no thermal distortion saving time and money. Various angles from 22° to 55 degrees can be machined by changing the head angle. Milling cutters are available to machine all types of steel, aluminium and exotic materials such as duplex and super duplex.

**Models:** Top & Underside



## HANDYBEVEL

**Plate Thickness: from 1.5mm | Max Bevel Width: 17mm**

The most durable and versatile handheld beveling machines on the market, capable of beveling straight edges, shapes, contours and holes from 10° to 80°. Using carbide inserts the machines can bevel from 1.5mm up to 17 mm on Stainless steel.

These units can also be used for dressing and de-burring and are available with a range of radius heads and inserts.

**Models:** Electric 110v and 240v

# Pipe Stands

IN ADDITION TO THE RANGE OF PIPE STANDS AND CLAMPS SUMMARISED ON THESE PAGES GBC UK ALSO OFFER AN EXTENSIVE RANGE OF PIPE ROTATORS AND POSITIONERS.

We also offer design and build solutions for special applications. Whatever your requirements GBC UK will try to provide a solution.

## PJ3 Fixed Leg Pipe Jacks

**Capacity: 1"-12"**

**Load: 1,000kg/2,200lbs**

**Height: 27"-48" (69-122cm)**

Our Fixed Pipe Stands are constructed from box section for strength and safety and are independently tested.

**Optional Accessories:**

Slip-on/ Interchangeable heads



## PJ3 Folding Leg Pipe Jacks

**Capacity: 1"-12"**

**Load: 1,000kg/2,200lbs**

**Height: 27"-48" (69-122cm)**

With folding legs for easy storage and transportation and constructed from box section, giving the same strength and performance as our fixed stands.

**Optional Accessories:**

Slip-on/ Interchangeable heads



## PJ1 Uno Stand

**Capacity: 1"-12"**

**Load: 1,000kg/2,200lbs**

**Height: 7"-28"**

The PJ1 'UNO' Stand is a basic single tube pipe stand, simple to use and easy to set-up. It is a favourite for low level work in fab shops. Available in 4 standard sizes, all height adjustable. The height range of all 4 sizes is from 175mm to 715mm. Optional roller heads from the PJ3 series can also be fitted to V Head of the PJ1 to suit various applications.



## PJ4 Multi Stand

**Capacity: 1"-48"**

**Load: 2000kg/4,400lbs**

The PJ4 Multi Stand is a versatile addition to the GBC range of pipe stands. As standard it comes with steel wheel rollers, optional nylon wheels are also available. The PJ4 is height adjustable with two fine adjusters. The wheel heads can also be independently adjusted.



## PJQ Quattro Pipe Stands

**Capacity: 1"-36"**

**Load: 1,225kg/2,700lbs**

**Height: 27"-43" (69-110cm)**

The solution to heavy duty pipe handling. They can be supplied with lockable castor wheels for pipe movement without the use of cranes or forklifts.

**Optional Accessories:**

Slip-on/ Interchangeable heads



## Floor / Bench Mounted Pipe Stands

**Capacity: 2"-48"**

**Load: 2,450kg / 5,400lbs**

For pipe rotations, transferral movement, or both using the ball transfer head option. Nylon wheels are also available when working with stainless steel and other exotic materials to prevent contamination.

**Optional Accessories:**

4 heads styles

# Pipe Alignment Clamps



## Gold Bridge Clamps

**Range: 1"-14" o/d**

The Gold series, boasting an increased range of up to 14" o/d and manufactured from forged steel for increased strength.

Stainless steel roller balls are fitted as standard to the wing bolts.

The Gold Bridge Clamps can be used on stainless steel by fitting the optional stainless steel feet to prevent contamination.



## Black Bridge Clamps

**Range: 1"-14" o/d**

Black Bridge Clamps can be used for the aligning of all kinds of materials such as carbon steel, stainless steel, duplex, super duplex etc. The arms are fabricated from steel but the clamping feet are made from stainless steel. The adjusting screws also have stainless steel bearings. The welding of pipe to pipe and pipe to fittings is easily performed with the BB Clamp.



## Pincer Clamps

**Range: 10mm-330mm o/d**

Pincer Clamps are available in 3 sizes and 2 styles, fixed and angled. They are ideal for the quick & easy alignment of pipes of equal or unequal outside diameters on a common line. The clamp jaws work independently.

Pincer Clamps are designed to be compatible with all leading orbital welding heads. An optional Base Unit is available and special versions can be made to order.



## GB Chain Clamps

**Range: 1" - 72"**

Accurately align all pipe schedules and lightly reform out of round pipes. The feet of the clamp can be positioned equally around the chain to quickly achieve accurate pipe alignment. GBC Chain Clamps can fit up elbows, T-pieces, flanges, end caps and most other pipe fittings. Carbon and stainless steel versions are available.

**Models:** Carbon, Stainless Steel, Double Chain



## GB Cage Clamps

**Range: 2" - 80"**

A cost effective method to align a single size of pipe. Available in two styles; The tack type has straight cross bars and is removed from the pipe before final welding. The no tack model has arched cross bars to permit a 90% circumferential weld without removing the clamp. Stainless steel and jack screw versions also available

**Models:** Manual, ratchet and hydraulic



## Rim Clamps

**Range: 1" - 72"**

GBC Rim Clamps are designed for heavy duty applications such as reforming high tensile strength pipe up to X80 with up to 1" wall thickness and up to 2" out of roundness. Jackscrews are galvanised and have pivoting pads. A torque wrench is supplied to accurate reforming pressure.



## Internal Alignment Clamps

**Range: 15mm-900mm i/d**

GBC Mini, FTP and FTE clamps are designed for quick and accurate alignment. They are versatile and can be used to align pipe to pipe, flange to pipe and flange to elbow. Stainless steel versions are available.



# Pipe Purging Equipment

ENSURE HIGH QUALITY WELDS WITH OUR COMPREHENSIVE RANGE OF PIPE PURGING SYSTEMS.

To guarantee clean, high quality results when welding stainless steel and exotic materials oxygen, water vapour and other gases must be removed during and immediately after welding. GBC purge systems use Argon to flush unwanted gases out of the weld area.



## Twin Bag Purging System

Range: 1" - 48"

GBC Twin Bag Purging Systems consist of two inflatable bags connected by a spinal tube and a pressure valve. The economy version of pipe purging systems.

## Double Seal Purge Systems

Range: 3/4" - 12"

Designed to reduce both inert gas usage and purging time. Typical purge times are less than two minutes. Used in conjunction with a GBC Purge Monitor, these systems can significantly reduce labour costs.



## Speedy Purge System

Range: 8" - 108"

Speedy Purge Inflatable Pipe Purging Systems comprise a tandem inflatable dam system connected by an umbilical hose and collar to reduce volume being purged.



## Heat Resistant Systems

Range: 2" upwards

The Twin Purge Bag and Speedy Purge Systems are both available as heat resistant versions, 350C for 24 hours and up to 500C for short periods.



## Multi Size

Range: 1 1/2" - 14" i/d

Each Purge system covers multiple pipe sizes and schedules resulting in fewer systems needed. Four Multi-size units cover 1 1/2 - 14" compared to 14 units using conventional systems.

# Pipe Purging Monitors



## **MasterPurge Pro2 PLUS**

**Range: 1,000-1 ppm O<sub>2</sub>**

Top of the range portable, digital oxygen monitor. Accurately measure oxygen content down to 0.5ppm. Perfect option for applications when critical weld standards are demanded. Date and time function for data logging. recommended for use in nuclear, semi-conductor and aerospace industries.



## **MasterPurge Pro2 Monitor**

**Range: 1,000-5 ppm O<sub>2</sub>**

Top of the range handheld oxygen monitor with a maintenance free zirconium sensor. Accurately measures oxygen content down to 5ppm. Internal data storage for up to 250 entries. Built in 110/220v recognition. Multi language: English, German & French.



## **MasterPurge 1 Monitor**

**Range: 0-999 ppm O<sub>2</sub>**

The MasterPurge 1 incorporates a maintenance free ceramic sensor which accurately measures oxygen content as low as 1 part per million. The ideal monitor for high specification welding in the aerospace, pharmaceutical, petrochemical, dairy and many other industries.



## **MasterPurge 5 Monitor**

**Range: 1,000-5 ppm O<sub>2</sub>**

New innovative handy monitor with a maintenance free zirconium sensor. Accurately measures oxygen content down to 5ppm. The built-in pump and heating of the sensor are activated by lateral shaking of the unit. Encased in a shockproof silicone holster. Rotating digital display.



## **MasterPurge 1000PLUS**

**Range: 0.10-25.00% O<sub>2</sub>**

The MasterPurge 1000PLUS has an audible alarm to warn of purge loss. The case is milled from solid aluminium and is fully RFI and EMI shielded. Battery powered (charger included). Push button re-calibration. Two year sensor life.



## **MasterPurge 100 (SC)**

**Range: 0.01-20.9% O<sub>2</sub>**

The MasterPurge 100 is GBC's basic, entry level purge monitor. Battery powered, self-calibrating, handheld and easy to use. Supplied in a carry case with step by step instructions.

# Purging Accessories

GBC UK SUPPLY A VARIETY OF PRODUCTS TO ASSIST WITH THE WELD PURGING PROCESS AND OTHER PRODUCTS WHICH CAN BE USED WHEN CONVENTIONAL PIPE PURGING SYSTEMS CANNOT BE UTILISED.

These include inflatable and mechanical pipe stoppers, fibre backed tape for use in large vessels, and water soluble dams that can be dissolved in water when welding has been completed. Other specialist products not shown here include, spacers for socket welding, trailing shields for titanium welding, and Aquafilm Kits for DIY water soluble dams. Whatever the application please call GBC UK, we may have a solution.



## Expanding pipe stoppers

**Material: Steel, Nylon, Aluminium, Inflatable**

GBC's range of Pipe stoppers are available in a number of different styles to suit many applications for pipe sizes from 1/2" to 72". Special Pipestoppers are also available for pressure testing.



## Fi-Back Purging Tape

A heat resistant aluminium tape with a woven fiberglass centre strip. Ideal for use when other more conventional purging methods are not practicable.



## Water Soluble Purging Products

E-Z Dam is a pre-formed, self-adhesive water soluble purge dam that enables welders to save time on weld preparation as well as improve project timelines.

GBC's water soluble paper is also available on the roll so the welder can make their own purge dams when required. Also available in the range is WSF, a water soluble plastic. Im ideal for use as a purge barrier during TIG welding when traditional purging systems are unsuitable.



## EZ Zone Purging Tape

Used to seal root gaps and entrap the purging gas in the weld chamber. The tape has adhesive edges and an adhesive free centre strip so the adhesive never interferes in the welding process. Halogen and fluorocarbon free.



## Inflatable pipe stoppers

**Range: 2" upwards**

Made from a natural rubber bladder covered in waterproof polyurethane coated nylon (or a heat resistant nomex/kevlar mix) to prevent friction and static electricity build up. Through tubes can be supplied with the stoppers when they are required for weld purging applications.



# Rotators and Positioners

AVAILABLE TO PURCHASE OR HIRE  
GBC UK PIPE ROTATORS ARE ROBUST,  
HEAVY DUTY UNITS.

Rotators can be fitted with polyurethane, rubber or steel wheels to prevent component damage and ensure non-slip rotation. GBC UK engineers can customise existing units or design and build precisely to your specifications.



## KT & JT Series

**Range: 1 - 1200 tonne**

KT rotators have manual or electric spindle adjustment. Robustly constructed with steel or rubber wheels. Stepless speed control. JT rotators have manual bolt hole adjustment.



## Welding Positioners

**Range: 100 kgs - 100tonne**

GBC UK welding positioners are robustly constructed, high quality, reliable units. Standard, height adjustable, horizontal and through hole are a few of the options available.

## Self Adjusting Rotators

**Range: 5 - 300 tonne**

The SA series automatically adapts to the workpiece diameter. This series is particularly suitable for thin wall components and automated processes. Available for loads from 5t to 1200t.


# Column and Boom

## Column & Boom

GBC UK Column and Boom welding centres are sturdy, high quality systems with excellent stability.

They can be used for circumferential and longitudinal welding. Standard and 'Made to Order' versions available.

Maximum load capacity front of boom, 120 / 200 / 500 & 800 kgs.



# Pipe Fitting Tools

GBC SUPPLY A WIDE RANGE OF FIT UP TOOLS DESIGNED TO MAKE THE PIPE FITTER'S LIFE A LITTLE EASIER.



## Centering Head

Aids in the setting of centre lines, establishing angles and marks for butt-ins, locating points inside pipes and tanks, laying out keyways and measuring declivity. A spring loaded centring pin eliminates the need for a hammer. Standard and Jumbo versions available.



## Mag Level

The Mag Level is a useful levelling and layout tool. It has 3 vials that can be clearly viewed from almost any angle.

Machined from aircraft quality aluminium for robustness and longevity. Vial repair kits available.



## Flange Squares

Made from galvanised steel with machined working edges and flat sides. Used for the precise fit up of flanges. Available in 5 sizes: 300/400/500/600/800 mm

**Available in 5 sizes:**  
300/400/500/600/800 mm



## Flange Pins

Machined from hardened steel to ensure robustness and longevity. Double lead fast threads for speedy set up and extra security. The replaceable vial provides for easier vertical levelling. Available in various configurations



## Flange Level

The level can be used for checking the horizontal and vertical level of the flange. The spring loaded legs are inserted into the flange holes and the flange is rotated until the two Bubble Levels indicate a level position. For use on Flange hole sizes 5/8" - 1 1/4" / 16 - 32mm



## Flange Spreaders

Flange Spreaders gently separate flanges for the replacement of the flange gasket or the reapplication sealant to the flange face

Attaches to the flange mounting holes and spreads the flange faces without the risk of damage to the flange sealing faces



## Wrap A Rounds

All GBC Pipe Wraps are made from asbestos free, heat resistant material. High density for heavy duty service at temperatures up to 360F.

Outstanding resistance to oil, gasoline, kerosene, water & sea water. Edges are thick and straight to ensure accurate marking.

**Models:** 1-6", 2-16", 6-30" & 12-48"

# Tungsten Grinders

TUNGSTEN ELECTRODE GRINDERS PLAY TWO IMPORTANT ROLES IN TODAY'S WORKSHOPS.

They allow operators to safely grind electrode points without having to inhale harmful grinding dust. They also produce electrode points which aid easy arc striking and arc stability, both essential to ensure high quality end results.



## MasterPoint Wet

Environmentally friendly tungsten grinder with a fully enclosed grinding chamber. Ergonomically designed and easy to use. Removes the minimal amount of the electrode during grinding. Capable of grinding up to 4.0mm electrodes..

**Models:** 110 or 220V



## MasterPoint 1-4

Bench mounted tungsten electrode grinder. Grinds 1.0, 1.6, 2.0, 2.4, 3.2, & 4.0mm electrodes. Grinding angle adjustable from 15 to 90 degrees. Innovative automatic drive and feeding system. Optional dust extraction unit.

**Models:** 110 or 220V



## MasterPoint Handy

An environmentally friendly, portable tungsten electrode grinder. Grinds electrodes 1.6, 2.4 & 3.2mm diameter. Grinding angle adjustable from 15 to 180 degrees. Supplied with a storage case.

**Models:** 110 or 220V



## MasterPoint Basic

Portable tungsten grinder accurately grinds electrodes from 1.6mm to 5.0mm diameter. Full variable grinding angle, 0-60 degrees. Lightweight (4 kgs), compact and portable. CE Certified.

**Models:** 110 or 220V



# Heat Exchanger, Boiler and Bundle

GBC INDUSTRIAL TOOLS OFFERS A WIDE RANGE OF TUBE EXPANERS, TUBE EXPANDING MACHINES, TUBE AND BUNDLE PULLING MACHINES USED IN THE CONSTRUCTION, MAINTENANCE AND REPAIR OF HEAT EXCHANGERS, CONDENSERS AND BOILERS.



## Tube expanders

GBC supplies many types of tube expanders for many different application including condensers, heat exchangers, boilers, cracking furnaces and sugar plant boilers.



## Electronic Tube expanding

Electronic torque controlled tube expanding, is becoming the industry's required standard. We at GBC Industrial Tools Ltd supply the most up to date and advanced methods of tube expanding equipment.

Features available include continuous automatic cycles which dramatically reduce expanding times also incorporating high accuracy and printed data information.



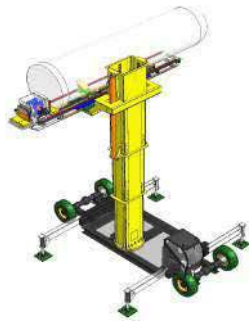
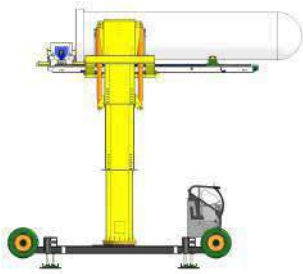
## Exchanger Tooling

GBC Industrial Tools Ltd, supply a complete and comprehensive range of tools for the manufacture and repair of heat exchangers, condensers and boilers etc. Internal tube cutters, parallel gear drives, grooving tools and tube pilots are just a few of the products available.



## Pneumatic Tube rollers

GBC Industrial Tools Ltd, offer an extensive range of tube rollers to cover tube diameters from 1/4" up to 6" diameter. Machines within the range have been selected for their light-weight yet robust construction to enable pneumatic tube rolling to be performed efficiently, accurately and safely.



## GBC Hi-Mob Puller

Self-positioning Puller, remote controlled for extraction, hoisting and movement of tube bundles. The Off-shore version of the GBC Hi-Mob unit has been produced to meet the need for extraction of tube bundles on petroleum platforms and installations at sea on large vessels. The machine consists of a GBC Hi-Mob, produced for Off-shore purposes following the most rigid international standards.

**Models:** Off-shore and On-shore versions



## GBC Bundle Pullers

Quick hooking tube bundle puller. The Off-shore version of the GBC Bund-Pull unit has been produced to meet the need for extraction of tube bundles on petroleum platforms and installations at sea on large vessels. The machine GBC Bund-Pull, is produced for Offshore purposes following the most rigid international standards.

**Models:** Off-shore and On-shore versions



# GBC Rental

We are the leading supplier of rental pipework fabrication equipment and we have an unrivalled range and quantity of equipment available off the shelf; from pipe beveling and cutting to tube pulling and expanding, including:

- Pipe and Plate Beveling Machines
- Pipe Cutting Machines
- Pipe Clamps and Stands
- Bundle Pullers
- Tube Expanding Machines
- Rolling Motors for Tube Expanders
- Tube Pulling Machines
- Reciprocating Saws
- Orbital Pipe Saws
- Flange Facing Machines

Our hire fleet is constantly expanding and improving and is offered not only in the UK, but anywhere in the world.

CALL +44 (0) 1844 201 555 OR EMAIL [HIRE@GBC-UK.COM](mailto:hire@gbc-uk.com)



GBC Industrial Tools Ltd  
7 Drakes Drive  
Crendon Business Park  
Long Crendon  
HP18 9FE

T: 01844 201 555  
F: 01844 201 454

[sales@gbc-uk.com](mailto:sales@gbc-uk.com)  
[www.gbc-uk.com](http://www.gbc-uk.com)