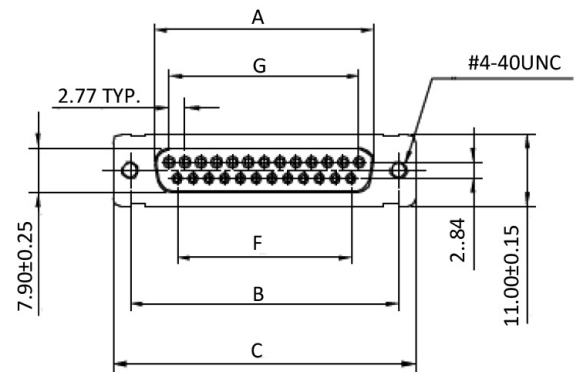
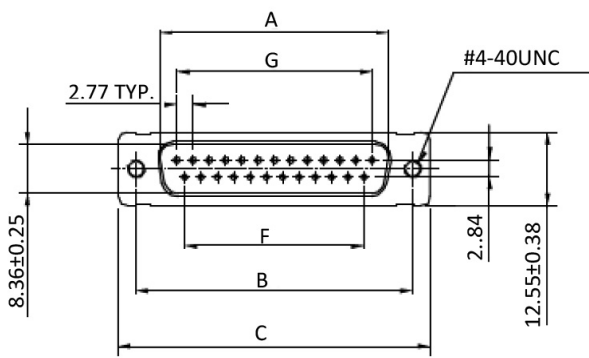
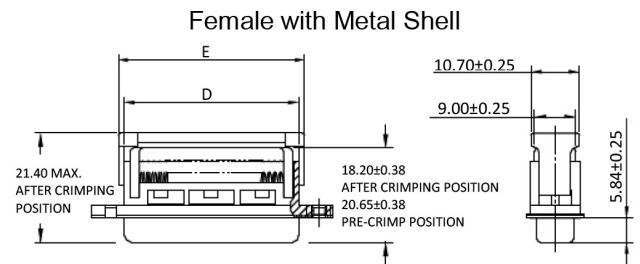
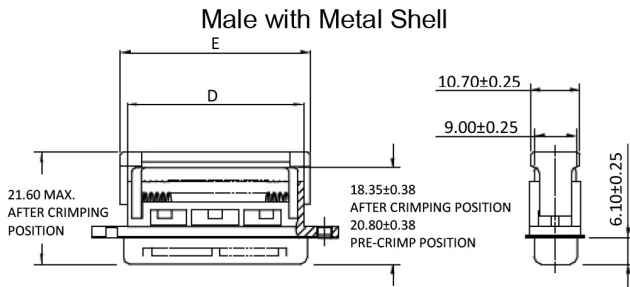


## IDC, SUB D CONNECTORS, ECONOMY CONTACT

### TECHNICAL SPECIFICATIONS

Insulator: PBT+G/F reinforced UL94 V-0  
 Shell: spcc, or PBT  
 Contacts: Male: Brass  
           Female: Phosphor Bronze  
 Wire size: 26 to 28 AWG stranded, 1.27mm conductor centre flat cable  
 Contact current rating: 1 Amps max  
 Contact resistance: 15mΩ max  
 Insulation resistance: 1000MΩ min  
 Withstanding voltage: 500V AC for 1 minute  
 Operating temperature: -25°C to +85°C

Supplied with Plastic Strain Relief  
 Stainless Steel available on request



| Position | A     | B     | C     | D     | E     | F     | G     |
|----------|-------|-------|-------|-------|-------|-------|-------|
| 09M      | 16,92 | 24,99 | 30,80 | 16,10 | 18,60 | 8,31  | 11,08 |
| 15M      | 25,25 | 33,32 | 39,10 | 24,00 | 26,60 | 16,62 | 19,39 |
| 25M      | 38,96 | 47,04 | 53,09 | 38,14 | 40,90 | 30,47 | 33,24 |
| 37M      | 55,45 | 63,50 | 69,40 | 54,50 | 57,10 | 47,09 | 49,86 |

| Position | A     | B     | C     | D     | E     | F     | G     |
|----------|-------|-------|-------|-------|-------|-------|-------|
| 09F      | 16,33 | 24,99 | 30,80 | 16,10 | 18,60 | 8,31  | 11,08 |
| 15F      | 24,66 | 33,32 | 39,10 | 24,00 | 26,60 | 16,62 | 19,39 |
| 25F      | 38,38 | 47,04 | 53,09 | 38,14 | 40,90 | 30,47 | 33,24 |
| 37F      | 54,84 | 63,50 | 69,40 | 54,50 | 57,10 | 47,09 | 49,86 |

| Size   | MALE Through Hole | FEMALE Through Hole | MALE UNC4-40 Threaded Inserts | FEMALE UNC4-40 Threaded Inserts |
|--------|-------------------|---------------------|-------------------------------|---------------------------------|
| 9-way  | DF2-09MTBSPOM     | DF2-09FTBSPOM       | DF2-09MTBSPIM                 | DF2-09FTBSPIM                   |
| 15-way | DF2-15MTBSPOM     | DF2-15FTBSPOM       | DF2-15MTBSPIM                 | DF2-15FTBSPIM                   |
| 25-way | DF2-25MTBSPOM     | DF2-25FTBSPOM       | DF2-25MTBSPIM                 | DF2-25FTBSPIM                   |
| 37-way | DF2-37MTBSPOM     | DF2-37FTBSPOM       | DF2-37MTBSPIM                 | DF2-37FTBSPIM                   |