



The Catering Equipment
Company



Price List

April 2019

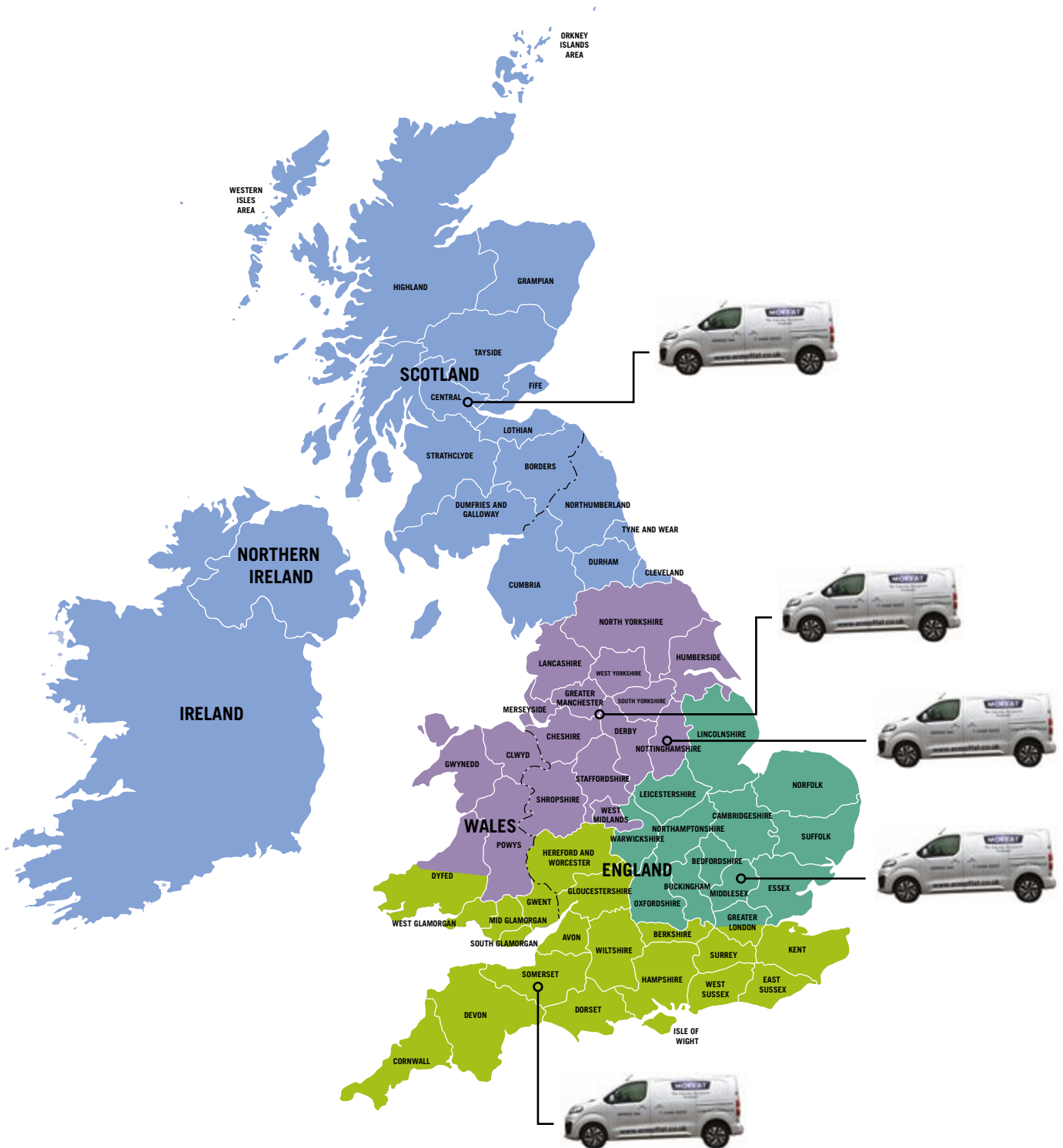


www.ermoffat.co.uk

After Sales Service

E&R Moffat offer a comprehensive Nationwide After Sales Service. Our fleet of service vans are manned with factory trained technicians and carry a full range of the most commonly required spare parts.

There is always a service van near you.



Contents

All Prices shown are RRP and subject to VAT at the current rate

Technical and Installation: Essential Requirements	4-5	Drop-in Refrigerated Well Models	41
Fabrication	7	Drop-in Refrigerated Display 3 shelf Models (High Level)	42
Triple Laminate Wall Bench and Centre Tables	8	Drop-in Refrigerated Display 2 shelf Models (Low Level)	43
Sink Units with heavy duty bowls	9	Drop-in Heated/ Ambient Models (Grab & Go)	44
Heavy Duty Cleaners Bucket, Sink	9	Drop-In Accessories	45
Fabrication	10	Roll Under Hot Cupboards	45
Sterilising Sink Units	11	Hot Cupboards and Bains Marie	47
Dishwash Tabling	11	Premier Electric Heated Units	48
Multiplex	13	Premier Eco Plain Top Hot Cupboard	48
Chef's Preparation Table	14	Overhead Shelving Units	49
Folding Wall Benches and Centre Tables	14	Focus Green Hot Cupboards/Bains Marie	50
Independent Drawer Pedestal	14	Light Duty Hot Cupboards	50
Wall Bench and Centre Table with ambient cupboard	14	Food Conveyance Carts	51
Wall Mounted Products	15	COSHH Cupboards	51
Mobile Racking	16	MH9 Hot Cupboard Range	52
Six-S Shelving System	17	Tallboy Hot Cupboard Large Capacity Heavy Duty	52
Heavy Duty General Purpose Trolleys	17	Bakery Equipment	53
Versicarte Plus	19	BK Roll Warmer Drawer Unit	53
Versicarte Plus	20	Heated Drawers	53
Heated Top Deli Display with Hot Cupboard	20	Pie Cabinet	53
Versicarte Hot Top with Hot Cupboard	20	Banqueting Trolleys and Regeneration Ovens	55
Versicarte Plus Plain Top Hot Cupboard	20	Banqueting Trolleys Plated Meals	56-57
Versicarte Grab and Go	21	Banqueting Trolleys (Bulk Food)	57
Bains Marie	21	Bulk Food Hotline Banqueting	58
V-Carv Carvery Unit with Hot Cupboard	22	Regeneration Ovens	58
Versicarte Refrigerated Well	22	Regeneration Ovens Chillogen	59
Versicarte Refrigerated Multi-Tier Display	23	Ancillary Items	61
Refrigerated Multi-Tier Wall Unit Displays	23	Tray, Basket, Rack and Cutlery Carts	62
Refrigerated Multi-Tier Display, Ambient Shelf Under	23	Tray, Basket and Rack Dispensers	62
Refrigerated Deli Unit Ambient Shelf Under	24	Tray, Basket and Rack Dispensers	63
Refrigerated Multi-Tier Display, Ambient Shelf Under	24	Mobile Plate Dispensers	63
Plain Top Refrigerated Storage Cupboard	24	Table Top Plate Warmers	63
Polar Plate Well Ambient Storage Cupboard	24	Universal Crockery Dispensers	64
Refrigerated Salad Bar, Ambient Shelf Under	25	Universal Unheated/ Heated Crockery Dispenser	64
Polar Plate Salad Bar, Ambient Shelf Under	25	Racking	64
Regeneration Module Gantry	25	Beverage Trolley	65
Ambient Storage Cupboard	25	Beverage/Breakfast Trolley	65
Clearing Trolleys	26	Versitop and Focus Top	67
Ancillary Units	26	Bel Hot Tops	68
Versicarte Street Cart	27	Focus Top	69
Merchandising and Display Range	29	Versitop	70
Grab & Go Table Top Display Heated	30	Table Top Heated Display/Servery	71
Grab & Go Table Top Display Ambient	31	Gantries – Quartz and Illuminated	73
Patisserie Range	32	Curveline Quartz Gantry – Curved Glass	74
Chilled Merchandiser	33	Sheerline Quartz Gantry – Full Screen Square Glass	74
Ambient Merchandiser	33	Sheerline Quartz Gantry – Square Glass	74
Free-Flow Grab & Go Display	34-35	Island Gantry – Curved Glass	74
Drop-In Range	37	Deli Gantry – Curved Glass	74
Drop-in Bain-Marie Dry Heat Models	38		
Drop-in Bain-Marie Wet Heat Models	39		
Drop-in Hot Top Models	40		

Technical and Installation: Essential Requirements

Please note: It is the responsibility of the purchaser to ensure compliance with technical and installation requirements provided below. If any doubt please contact Tel: 01324 812272 or email: service@ermoffat.co.uk or sales@ermoffat.co.uk for further guidance.

It is the responsibility for purchaser to check that orders placed relate with official information provided by E&R Moffat for sign off and highlight any inaccuracies to sales@ermoffat.co.uk immediately. Any changes to specification may lead to extra charges and delay of delivery.

E&R Moffat will not accept any responsibility for any models purchased and/ or operated out with the conditions listed below/or stated within operating manual. Failure to do so and may result in invalidating warranty and incurring service charges.


1 Refrigerated models:

- Refrigerated units (R404A/R290) are designed to comply with operating requirements of EN23953 providing M 1 standard performance in a Class 3 climate maintaining the core product temperature of pre chilled food below 5°C in ambient condition not exceed 25°C and 60% Relative humidity.
- Please note: Some models may require the need for a thermal night blind to suit longer operating durations of up to 24 hours. Please check before ordering
- To obtain maximum performance and efficiency -it is the responsibility of the site to comply with the relevant user operating and maintenance manual prior to use. It is essential that sufficient defrost times are allowed and condenser coil is subject regular inspection and cleaning – this will be site dependant
- Adequate 'fresh 'air intake for appliance condenser must be provided.
- It is essential that 'condenser exit air' does not re-enter the appliance.
- Sufficient defrost time must be allowed and where required power supply to unit left switched on to assist defrost process at drip tray
- Most Refrigerated multi deck units are not designed for GN 1/1 pans
- Recommended a 10mm minimum gap for air flow between fridge products
- Chilled Multi Deck units are not designed to operate in full mode for more than 24 hours unless fitted with the optional front blind. This blind should be pulled down as soon as possible after service has finished. When units are run 24/7, the blind should be pulled down for 30 % of the time, for example, up during the day for 16 hours and down for 8 hours in the evening.

WARNING: DO NOT install position or operate when

- Room ambient temperature exceeds a maximum of 25°C
- Relative humidity of 60%.
- Air movement / draughts may cause an air movement greater the 0.2 m/s- avoid positioning near air conditioning vents ,windows door entrance/exit
- Near solar radiated sources such as direct sunlight, room heaters, warm lighting etc.
- Appliance has been overloaded with product and insufficient air gaps have been left for circulation/re circulation

2 Electrical requirements

- All electrical units are configured to suit a **single phase supply** operation unless specified or requested prior to the order.
- H07RN- F cable type fitted as standard.
- It is the purchasers responsibility to outline any particular site requirements such as electrical supply and phase requirements , cable type, length, control requirements prior to order.
- All model units 2.9 Kw or less come factory fitted with 2 metre 13a supply cable(s), where you see this logo 
- Units above 2.9Kw must be hardwired or fitted with the appropriate commando plug and specified at time of order.
- Electrical Diversity is **not** applicable; as a non-domestic installation provision must be included for all appliances, socket-outlets etc, to operate simultaneously at full power.
- It is essential that all Moffat appliances with 2 x 13amp plugs are connected to the supply mains via 2 x single 13amp socket outlets. Do not connect to 1 x 13amp double socket.



Technical and Installation: Essential Requirements

3 Models images and accessories

- Some models shown may be for illustration purposes only.
- It is the purchaser responsibility to check prior to placing order, what is included within the price.
- Gantries, tray slides and containers, shelves mains cables are optional extras unless specified accordingly

4 Recommended work top - maximum load weight (kg)

4.1 Plain Top Cupboards and Tables

- Standard plain top cupboards and Tables can accommodate a maximum of 75kg displaced evenly over an area of 650 mm x 650 mm

4.2 Tables and Six-S shelving Weight capacity per shelf displaced evenly over shelf

- 900 mm long = 50 kg
- 1200 mm long = 50 kg
- 1500 mm long = 50 kg
- 1800 mm long = 40 kg

4.3 Sink Drainer

- Maximum weight = 100 kg

4.4 Wall Shelving - (N.B this is depending on wall fixings so please check in advance)

- Weight capacity of 50 kg for every 1000mm in length

4.5 Dimensions: all dimensions shown are nominal

- Please take into account access requirements for models and make an allowance for extraneous parts fitted to units such as handles

5 Temperatures of parts

- Some models may become warm in areas as a by product of their operation.
- Prior to order- It is the purchaser's responsibility to highlight any particular site needs that require special design considerations which go further than EN60335 requirements

6 Neo Ceram Hotplates

- Units fitted with Neo Ceram Hotplates are not suitable for cast iron dishes.

7 Carving Pads

- Carving Pads are not recommended to be used on a Bain marie

8 Drop in requirements

- Details of cut out dimensions in counter top to take drop in units and ventilation system can be found in our Drop in users manual.
- For all our drop in models Height = from work surface to the top of gantry
Check dimensions in brochure and operational manual

9 Hot hold and display models

- Hot display units, bain-maries, and hot tops, are designed to hold pre-heated food products at regulated temperatures in an ambient room temperature above 16°C.
- Consideration should be made when siting to avoid positioning close to air conditioning vents, windows and doors where cold draughts may be present. (Food temperature and quality might be affected).

10 Installation Excluded unless otherwise stated

- Delivery would be made by tail lift vehicle to ground floor only, unless otherwise stated.
- Delivery may be made by articulated vehicle. Any access issues for vehicles must be advised in advance of delivery.

If in doubt please call

01324 812272

or email:

sales@ermoffat.co.uk

service@ermoffat.co.uk

spares@ermoffat.co.uk



Fabrication

- Wall Benches and Centre Tables
- Sink Units with heavy duty bowls
- Sterilising Sink Units
- Multiplex Cupboards
- Chef's Preparation Table
- Folding Wall Benches & Centre Tables
- Centre Table with ambient cupboard
- Wall Mounted Products
- Mobile Racking
- Bakery Equipment
- Six-S Shelving System

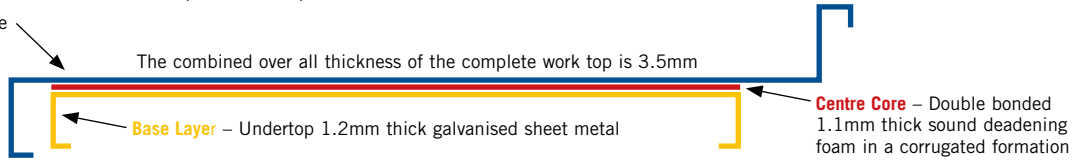


Triple Laminate Wall Bench and Centre Tables



Unrivalled in quality with a specially designed triple laminate composite.
Offering an internally dampened work top more than twice the thickness of a traditional table.
The combined over all thickness of the complete work top is 3.5mm.

Top Layer – Work Surface
1.2mm thick 304 type
Stainless Steel



- All Standard Wall bench and Centre tables are supplied with a 430-type stainless steel Under Shelf,
- Legs are made from 30mm square tube section 430 type stainless steel
- Unique concealed clamping system with fully welded anchor pins ensure a strong steady construction
- Floor fixing ready Die Cast Flanged feet are fully adjustable for height, up to a max of 35mm in adjustment

- Models up to 2100mm long are fitted with four legs
- Models above 2100mm long have six legs
- 50mm down turn facia and ends,
- Wall bench type also have a fully welded and polished one-piece construction 50mm upstand to the rear.



SWB = Wall Bench



SCT = Centre Table

Wall Bench/Centre Table 600mm Deep

MODEL	Weight kg	Dimensions L x D x H mm	PRICE
SWB/SCT36	7	300 x 600 x 900	£186
SWB/SCT66	13	600 x 600 x 900	£218
SWB/SCT96	19	900 x 600 x 900	£252
SWB/SCT126	25	1200 x 600 x 900	£285
SWB/SCT156	33	1500 x 600 x 900	£321
SWB/SCT186	40	1800 x 600 x 900	£356
SWB/SCT216	46	2100 x 600 x 900	£392
SWB/SCT246	53	2400 x 600 x 900	£480

Wall Bench/Centre Table 650mm Deep

MODEL	Weight kg	Dimensions L x D x H mm	PRICE
SWB/SCT365	8	300 x 650 x 900	£189
SWB/SCT665	16	600 x 650 x 900	£223
SWB/SCT965	21	900 x 650 x 900	£260
SWB/SCT1265	28	1200 x 650 x 900	£296
SWB/SCT1565	36	1500 x 650 x 900	£335
SWB/SCT1865	43	1800 x 650 x 900	£372
SWB/SCT2165	50	2100 x 650 x 900	£408
SWB/SCT2465	58	2400 x 650 x 900	£502

Wall Bench/Centre Table 700mm Deep

MODEL	Weight kg	Dimensions L x D x H mm	PRICE
SWB/SCT37	9	300 x 700 x 900	£193
SWB/SCT67	18	600 x 700 x 900	£228
SWB/SCT97	23	900 x 700 x 900	£267
SWB/SCT127	31	1200 x 700 x 900	£307
SWB/SCT157	39	1500 x 700 x 900	£348
SWB/SCT187	46	1800 x 700 x 900	£388
SWB/SCT217	54	2100 x 700 x 900	£430
SWB/SCT247	62	2400 x 700 x 900	£522

Wall Bench/Centre Table 750mm Deep

MODEL	Weight kg	Dimensions L x D x H mm	PRICE
SWB/SCT375	10	300 x 750 x 900	£196
SWB/SCT675	20	600 x 750 x 900	£239
SWB/SCT975	25	900 x 750 x 900	£282
SWB/SCT1275	34	1200 x 750 x 900	£325
SWB/SCT1575	42	1500 x 750 x 900	£370
SWB/SCT1875	49	1800 x 750 x 900	£415
SWB/SCT2175	58	2100 x 750 x 900	£458
SWB/SCT2475	67	2400 x 750 x 900	£556

A fully Stainless Steel construction comes with a 430 Undertop. Additional cost applies. POA

Pricing for non standard sizes:

- Wallbench
- Sinks
- wallshelves
- dishwasher tables

Please use the next standard size up.

For example

Customer requests a price for a workbench 1600mm x 600mm. Please take the size of the next size up: 1800mm x 600mm. This also applies to widths.

Note: See Page 10 for fabrication choices

Optional Extras







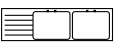



For a fully Stainless Steel construction additional cost applies. **POA**

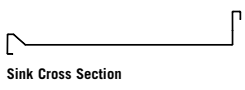
Sink Units with heavy duty bowls

- Top's – 304 Grade Stainless Steel worktop
- Bowl/Bowls – 304 Grade Stainless Steel
- Undershelf – 430 Grade Stainless Steel (Fixed Position)
- Legs – 30 x 30 430 Grade Stainless Steel
- Feet – Adjustable Die Cast Flanged – 35mm max adjustment
- 4 – Leg Units up to and Including 2100mm Long
- 6 – Leg Units For Items Over 2100mm Long



Note: all sink prices exclude taps. all drainers are wipe clean

	MODEL	Weight kg	Dimensions L x D x H mm	PRICE		MODEL	Weight kg	Dimensions L x D x H mm	PRICE
	SSU126BD	33	1200 x 600 x 900	£715		SSU126DB	33	1200 x 600 x 900	£715
	SSU1265BD	36	1200 x 650 x 900	£725		SSU1265DB	36	1200 x 650 x 900	£725
	SSU127BD	39	1200 x 700 x 900	£735		SSU127DB	39	1200 x 700 x 900	£735
	SSU156BD	41	1500 x 600 x 900	£748		SSU156DB	41	1500 x 600 x 900	£748
	SSU1565BD	44	1500 x 650 x 900	£762		SSU1565DB	44	1500 x 650 x 900	£762
	SSU157BD	47	1500 x 700 x 900	£775		SSU157DB	47	1500 x 700 x 900	£775
	SSU156DBB	49	1500 x 600 x 900	£1067		SSU156BBD	49	1500 x 600 x 900	£1067
	SSU1565DBB	52	1500 x 650 x 900	£1082		SSU1565BBD	52	1500 x 650 x 900	£1082
	SSU157DBB	55	1500 x 700 x 900	£1096		SSU157BBD	55	1500 x 700 x 900	£1096
	SSU186DBB	56	1800 x 600 x 900	£1122		SSU186BBD	56	1800 x 600 x 900	£1122
	SSU1865DBB	59	1800 x 650 x 900	£1142		SSU1865BBD	59	1800 x 650 x 900	£1142
	SSU187DBB	62	1800 x 700 x 900	£1156		SSU187BBD	62	1800 x 700 x 900	£1156
	SSU186DBD	48	1800 x 600 x 900	£777		SSU246DBBD	69	2400 x 600 x 900	£1267
	SSU1865DBD	51	1800 x 650 x 900	£792		SSU2465DBBD	74	2400 x 650 x 900	£1276
	SSU187DBD	54	1800 x 700 x 900	£807		SSU247DBBD	78	2400 x 700 x 900	£1294



Sink Cross Section

Standard bowl size 600 x 450 x 300mm = 81Litres except on 1500mm long double bowl, single drainer units, where the bowl size is 450 x 450 x 300mm = 60Litres
700mm long sink units have a 500mm x 450mm x 300mm = 67Litres bowl. Non standard bowl sizes and sink unit lengths available on request

Note: See Page 10 for fabrication choices

Pricing for non standard sizes:

- Wallbench
- Sinks
- wallshelves
- dishwasher tables

Please use the next standard size up.

Heavy Duty Cleaners Bucket, Sink

- Heavy duty stainless steel construction.
- Low level Sink complete with 38mm Plug and Waste fitting
- Four legs with adjustable for levelling floor fixing feet
- Fitted with hinged stainless-steel rod type bucket grating.
- Stainless steel splash back is 500mm high
- Bowl dimensions 400mm x 400mm x 250mm



Note: all sink prices exclude taps

MODEL	Weight kg	Dimensions L x D x H mm	Overall Height mm	PRICE
CSU1	20	500 x 550 x 625	1125	£780

Stainless steel bucket sink that is ideal for installing in cleaner's rooms, workshops and kitchens. Designed for heavy usage, the bucket sink has a large deep bowl, a stainless steel hinged grid and splashback. Mounted at low level for easy filling and emptying of buckets, The bucket sink is manufactured in one piece without joints or crevices from grade 304 stainless steel, with all exposed surfaces polished to a satin finish.



For latest information visit: www.ermoffat.co.uk

For Technical and Installation: Essential requirements please refer to page 4 & 5

Fabrication

Section 1 Lengths			
FX22	All 304 stainless steel construction	All fabrication	10 % surcharge
FX23	Bowl mounted- waste disposal unit	All fabrication	£57
FX24	Mechanical butt joint	All fabrication	£71
FX25	Welded joints	All fabrication	£130
FX52	Weld in bowl	Wall bench /Centre table	£363
FX53	ANTI DRIP mould to bowl	Wall bench /Centre table	£137
FX57	SINGLE 13A socket within taller upstand	Wall Bench /centre table	£168
FX58	Cable port	Wall Bench /centre table	£34

Section 2 Variations to top			
FX16	Corner cut out 600/650/700 mm	All fabrication	£51
FX17	Up to 100mm high upstand per 300mm	All fabrication	£10
FX18	Up to 150mm high upstand per 300mm	All fabrication	£15
FX19	Up to 300mm high upstand per 300mm	All fabrication	£23
FX26	Insert 200 x 200 scrap hole with collar (with void under)	All fabrication	£190
FX27	Cantilevered overshelf (add to shelf price)	All fabrication	£147
FX28	Weld in wash hand basin	All fabrication	£330
FX29	Partial upstand	All fabrication	£24
FX30	End upstand	All fabrication	£24
FX50	Step/E Drop section to top, to one end, left or right	Wall bench /Centre table	£141
FX51	Step /M Drop section to middle	Wall bench /centre table	£296
FX54	Corner mitre/chamfer	Wall Bench /centre table	£61
FX55	Radius corner	Wall Bench /centre table	£107
FX56	Weld in drip tray	Wall Bench /centre table	£341
FX59	Corner mitre / chamfer	Sinks units /dish wash tabling	£121

Section 3 Under Strengthening			
FX10	Part void - including cranked tie bar	All fabrication	£46
FX11	Welded up - complete with void under	All fabrication	£34
FX12	Extra under shelf per 300mm	All fabrication	£24
FX13	Removable undershelf	All fabrication	£79
FX14	Strengthened under shelf per 300 mm	All fabrication	£9
FX15	Strengthened top per 300 mm	All fabrication	£9
FX20	Single skin rear panel- (per 1000 mm)	All fabrication	£35
FX31	Single skin end panel	All fabrication	£72

Section 4 Sink unit under structure			
FX60	300 mm high valance panels x 700 mm	Sinks Units /dish wash tabling	£59
FX61	300 mm high valance panels x 1200 mm	Sinks units /dish wash tabling	£73
FX62	300 mm high valance panels x 1500 mm	Sinks units /dish wash tabling	£84
FX63	300 mm high valance panels x 1800 mm	Sinks units /dish wash tabling	£97
FX64	300 mm high valance panels x 2400 mm	Sinks units /dish wash tabling	£108
FX65	300 mm high valance panels x 3000 mm	Sinks units /dish wash tabling	£121
FX81	Standard 90 degree corner module (NO extended ledge)	Dish wash tabling	£263
FX82	Standard 90 E degree corner module (complete with extended ledge)	Dish wash tabling	£397

Section 5 Drawers			
FX32	GN drawer fitted complete with stainless steel pan	Wall bench /Centre table	£108
FX33	Bank of 2 Gastronorm drawers complete with stainless steel pans	Wall bench /Centre table	£252
FX34	Bank of 3 Gastronorm drawers complete with stainless steel pans	Wall bench /Centre table	£379
FX35	Bank of 4 Gastronorm drawers complete with stainless steel pans	Wall bench /Centre table	£504
FX36	Bank of 1 Gastronorm drawer fitted complete with polypropylene pan	Wall bench /Centre table	£97
FX37	Bank of 2 Gastronorm drawer fitted complete with polypropylene pan	Wall bench /Centre table	£228
FX38	Bank of 3 Gastronorm drawer fitted complete with polypropylene pan	Wall bench /Centre table	£343

FX39	Bank of 4 Gastronorm drawer fitted complete with polypropylene pan	Wall bench /Centre table	£456
FX40	Gastronorm drawer (fitted) complete with adaptor&lift out grey plastic 4 section cutlery box	Wall bench /Centre table	£152
FX41	Bank of 3 Gastronorm drawer (fitted) complete with adaptor & lift out grey plastic 4 section cutlery box	Wall benches /Centre tables	£250
FX42	Bank of 2 Gastronorm drawer (fitted) complete with adaptor & lift out grey plastic 4 section cutlery box	Wall bench /Centre table	£375
FX43	Bank of 4 Gastronorm drawer (fitted) complete with adaptor & lift out grey plastic 4 section cutlery box	Wall bench /Centre table	£499
FX44	Drawer lock for gastronorm drawer range (multiply by number of lockable drawers required)	Wall bench /Centre table	£27

Section 6 Dishwashing tables			
FX9	Bowl cover	All fabrication	£130
FX21	Removable splash back	All fabrication	£103
FX66	Pre wash bowl with splashback (up to 600mm long X 300MM DEEP)	Sinks Units /dish wash tabling	£387
FX67	Bank of basket runners (500x 500mm)	Sinks Units /dish wash tabling	£123
FX68	Weld in waste disposal unit hopper free issue by customer	Sinks units /dish wash tabling	£159
FX69	Extended rear ledge per 300mm	Sinks units /dish wash tabling	£39
FX70	Inset rubber scrap ring (with void under)	Sinks units /dish wash tabling	£138

Section 7 Runners and castors			
FX46	Bank of runners left	Wall bench /Centre table	£108
FX47	Bank of runners right	Wall bench /Centre table	£108
FX48	Bank of runners centre	Wall bench /Centre table	£137
FX49	Set of 4 all swivel castors, 125mm diameter, two with brakes	Wall bench /Centre table	£37

Section 8 Taps			
FX1	½" cross head mixer tap	All fabrication	£100
FX2	½" tall column tap with cross head per pair	All fabrication	£60
FX3	¾" tall column tap with cross head per pair	All fabrication	£278
FX4	½" cross head basin tap per pair	All fabrication	£54
FX5	½" tall column tap with lever per pair	All fabrication	£60
FX6	½" basin tap with lever per pair	All fabrication	£54
FX7	½" mixer tap with lever	All fabrication	£100
FX8	½" pre rinse spray	All fabrication	£337

Section 9 Sterilising sinks			
FX71	Nylon coated cup & cutlery rack [11"x15"x4"]	Sterilising sinks	£51
FX72	Nylon coated cup & cutlery rack [12"x14"x4"]	Sterilising sinks	£51
FX73	10 plate rack with 30mm wide sections	Sterilising sinks	£34
FX74	12 plate rack with 30mm wide sections	Sterilising sinks	£34
FX75	7 soup plate rack 50mm wide sections	Sterilising sinks	£34
FX76	6 soup plate rack 50mm wide sections	Sterilising sinks	£34
FX77	Elevated basket shelf to suit Sterilising Model 1227	Sterilising sinks	£231
FX78	Elevated basket shelf to suit Sterilising Model 1225 & 1226	Sterilising sinks	£245
FX79	Dial thermometer	Sterilising sinks	£252
FX80	3 phase immersion heater	Sterilising sinks	£173

Pricing for non standard sizes:

- Wallbench
- Sinks
- wallshelves
- dishwash tables

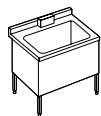
Please use the next standard size up.

For example

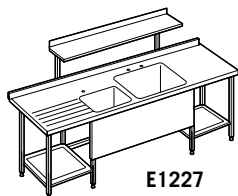
Customer requests a price for a workbench 1600mm x 600mm. Please take the size of the next size up: 1800mm x 600mm. This also applies to widths.

Sterilising Sink Units (Complete with low water cut out protection)

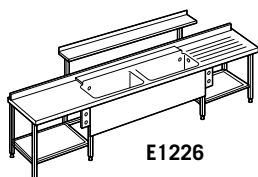
Sterilising Sink Units Electric (All electric units are supplied single phase as standard)



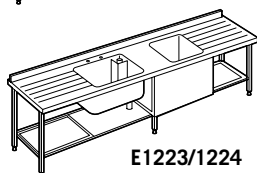
E1222



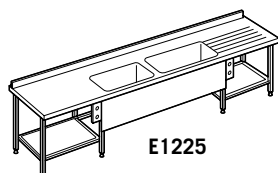
E1227



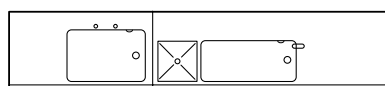
E1226



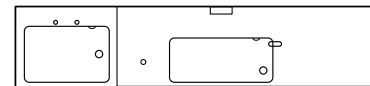
E1223/1224



E1225



E1230



E1030

MODEL	Type	Dimensions L x D x H mm	Wash bowl L x D x H mm	Sterilizing bowl L x D x H mm	Sterilizing bowl Capacity Litres	Power rating kw	PRICE
E1222	Electric	864 x 622 x 900	-	700 x 500 x 300	105	4.0	£2142
E1230	Electric	3600 x 760 x 900	760 x 510 x 305	915 x 380 x 350	121	6.0	£4136
E1223	Electric	2400 x 600 x 900	600 x 450 x 300	380 x 450 x 380	64	3.0	£2879
E1224	Electric	2400 x 600 x 900	600 x 450 x 300	600 x 450 x 380	102	4.0	£2970
E1225	Electric	3660 x 760 x 900	760 x 400 x 300	915 x 400 x 365	133	6.0	£4246
E1226	Electric	3660 x 700 x 900	760 x 380 x 250	915 x 380 x 330	114	6.0	£4442
E1227	Electric	2400 x 700 x 900	700 x 500 x 300	500 x 330 x 355	58	4.0	£3275
E1030	Electric	3200 x 760 x 900	760 x 510 x 305	915 x 380 x 350	121	6.0	£3818

*Please specify if you require left or right bowl at time of ordering

Note:

When ordering please specify if you require right or left handed steriliser bowl.

All sterilising sinks come complete with low water cutout and are thermostatically controlled at 82°C



MODEL

Description

Dimensions
L x D x H mm

Overall Height
mm

PRICE

FX71

Nylon coated cup & cutlery [11"x15"x4"]

300 x 280 x 90

370

£51

FX72

Nylon coated cup & cutlery [12"x14"x4"]

360 x 760 x 900

370

£51



MODEL

Description

Dimensions
L x D x H mm

Overall Height
mm

PRICE

FX73

10 Plate rack with 30mm wide sections

370 x 275 x 180

370

£34

FX74

12 Plate rack with 30mm wide sections

430 x 275 x 180

370

£34

FX75

7 Soup plate rack with 50mm wide sections

430 x 275 x 180

370

£34

FX76

6 Soup plate rack with 50mm wide sections

370 x 275 x 180

370

£34

Dishwash Tabling

Standard Length Dishwash Tabling

- Top's – 304 Grade Stainless Steel (Upstand 50mm High, 20mm Deep Top Front & End Turndown 50mm)
- Bowl/Bowls – 304 Grade Stainless Steel
- Undershelf – 430 Grade Stainless Steel (Fixed Position)
- Legs – 30x30 430 Grade Stainless Steel
- Feet – Adjustable Die Cast Flanged – 35mm max adjustment



Shown with optional basket shelves. See FX67

MODEL	Dimensions L mm	PRICE
DW6	600	£232
DW9	900	£277
DW12	1200	£378
DW15	1500	£421
DW18	1800	£466
DW21	2100	£560
DW24	2400	£599

FX69 Extended rear ledge price to both inlet/outlet where required = £39 / 300mm of length required



Dishwash Table complete with special profile




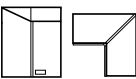

For latest information visit: www.ermoffat.co.uk

For Technical and Installation: Essential requirements please refer to page 4 & 5



Multiplex

Wall Mounted Units with sloping top

MODEL	Type	Drawing	Dimensions L x D x H mm	PRICE
MWC1L MWC1LL	Standard Wall Unit		400 x 320 x 730	£294
MWC1R MWC1RL	Standard Wall Unit		400 x 320 x 730	£294
MWC2 MWC2L	Standard Wall Unit		800 x 320 x 730	£416
MWCCR MWCCRLL	Standard Corner Wall Unit		640 x 320 x 730	£547
MWCCL MWCCLL	Standard Corner Wall Unit		640 x 320 x 730	£547





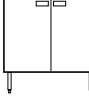






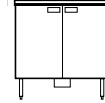
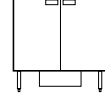
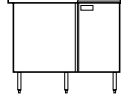
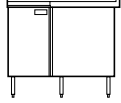
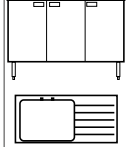
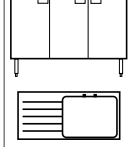

Splashback integral with worktop

MODEL	Dimensions L x H mm	PRICE
MSB2	800 x 475	£128
MSB3	1200 x 475	£156
MSB4	1600 x 475	£187

Splashback full height between worktops and underside of wall mounted units

Floor Mounted Units

MODEL	Type	Drawing	Dimensions L x D x H mm	Power rating kw	PRICE
M1D3 M1D3L	Standard Floor Cabinet		400 x 650 x 900	-	£1006
M1D4 M1D4L	Standard Floor Cabinet		400 x 650 x 900	-	£1133
M1AL M1ALL	Standard Ambient Floor Cabinet		400 x 650 x 900	-	£514
M1AR M1ARL	Standard Ambient Floor Cabinet		400 x 650 x 900	-	£514
M2A2 M2A2L	Standard Ambient Floor Cabinet		800 x 650 x 900	-	£664
M1HL M1HLL	Standard Heated Floor Cabinet		400 x 650 x 900	1.0	£772
M1HR M1HRL	Standard Heated Floor Cabinet		400 x 650 x 900	1.0	£772
M1BL* M1BLL*	Standard Ambient Floor Cabinet		400 x 650 x 900	-	£652

MODEL	Type	Drawing	Dimensions L x D x H mm	Power rating kw	PRICE
M1BR* M1BRL*	Standard Ambient Floor Cabinet		400 x 650 x 900	-	£652
M2H M2HL	Standard Heated Floor Cabinet		800 x 650 x 900	1.0	£1102
M2R M2RL	Standard Refrigerated Floor Cabinet		800 x 650 x 900	1.0	£2895
MBCCL MBCCLL	Standard Corner Floor Cabinet Ambient		1050 x 650 x 900	-	£1090
MBCCR MBCRLL	Standard Corner Floor Cabinet Ambient		1050 x 650 x 900	-	£1090
MSUL MSULL	Sink Unit Cabinet		1200 x 650 x 900	-	£1345
MSUR MSURL	Sink Unit Cabinet		1200 x 650 x 900	-	£1345
MWHB	Inset Wash Hand Basin		Basin can be fitted to M1AL/R	-	£478

Optional Extras

MCR Container rack per 400mm **£67**
 MJG Tab grabber per 400mm **£44**
 MKT Kick trim per 400mm **£17**
 MSS Small shelves per 400mm **£63**

MUR Utensil racks per 400mm **£36**
 MDH Document holder **£50**
 Colour options available **POA**

* (with 6 pairs of runners suitable for GN1/1 container - at extra cost)

Black Code: Non Lockable Red Code: Lockable Door Lock **£27**

For latest information visit: www.ermoffat.co.uk

For Technical and Installation: Essential requirements please refer to page 4 & 5

Chef's Preparation Table

Chef's Preparation Table



MODEL	Weight kg	Dimensions L x D x H mm	Working Height mm	PRICE
CPT	40	1190 x 620 x 1530	900	£1239

Optional Extras

Gastronorm Containers available at extra cost

A solidly constructed work table providing a working height of 900mm. The unit comes complete with a bank of runners and chopping block, garnish rail & oversheaf. The table also comes complete with castors. Containers for the garnish rack can be ordered separately.

Folding Wall Benches and Centre Tables

Centre Tables



MODEL	Weight kg	Dimensions L x D x H mm	Fold down size inc. undershelf L x D x H mm	PRICE
F116CT	24	1100 x 600 x 850	1100 x 600 x 170	£385
F146CT	31	1400 x 600 x 850	1400 x 600 x 170	£425
F176CT	43	1700 x 600 x 850	1700 x 600 x 170	£467

Dual purpose, can be used in your regular kitchen or taken to a remote event. It takes just 30 seconds to fold and 30 seconds to erect. A range of Double Top wall benches and centre tables designed for rigorous use. Top in type 304 stainless steel, reinforced with a galvanised plate giving added strength and stiffness to the work surface. Centre tables turn down 40mm all round. 430 type stainless steel full area undershelf and stainless steel legs complete with adjustable feet. Delivered folded flat, easy to erect, no tools required. When erected this unit has the stability of a standard table. All units 600mm deep and 850mm high. Other lengths available to order at extra cost (not ex stock).

Note: CT = centre table.


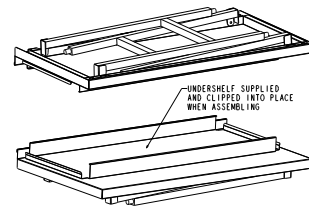
Wall Benches



MODEL	Weight kg	Dimensions L x D x H mm	Fold down size inc. undershelf L x D x H mm	PRICE
F116WB	24	1100 x 600 x 850	1100 x 600 x 170	£385
F146WB	31	1400 x 600 x 850	1400 x 600 x 170	£425
F176WB	43	1700 x 600 x 850	1700 x 600 x 170	£467

Dual purpose, can be used in your regular kitchen or taken to a remote event. It takes just 30 seconds to fold and 30 seconds to erect. A range of Double Top wall benches and centre tables designed for rigorous use. Top in type 304 stainless steel, reinforced with a galvanised plate giving added strength and stiffness to the work surface. Wall benches with a 40mm upstand to rear and turn down other 3 sides. 430 type stainless steel full area undershelf and stainless steel legs complete with adjustable feet. Delivered folded flat, easy to erect, no tools required. When erected this unit has the stability of a standard table. All units 600mm deep and 850mm high. Other lengths available to order at extra cost (not ex stock).

Note: WB = wall bench.



Independent Drawer Pedestal

Independent Drawer Pedestal All Stainless Steel



MODEL	Weight kg	Dimensions L x D x H mm	PRICE
PDU4	40	400 x 650 x 900	£797



Optional Extras

PDU4 comes complete with four stainless steel drawer inserts.

Wall Bench and Centre Table with ambient cupboard

Wall bench and centre table ambient storage cupboards



MODEL	Weight kg	Dimensions L x D x H mm	PRICE
FWC1265	40	1200 x 650 x 900	£630
FWC127	43	1200 x 700 x 900	£633
FWC1565	50	1500 x 650 x 900	£722
FWC157	53	1500 x 700 x 900	£725
FWC1865	60	1800 x 650 x 900	£800
FWC187	63	1800 x 700 x 900	£806

Note: FWC = wall bench cupboard.

MODEL	Weight kg	Dimensions L x D x H mm	PRICE
FCC1265	40	1200 x 650 x 900	£630
FCC127	43	1200 x 700 x 900	£633
FCC1565	50	1500 x 650 x 900	£722
FCC157	53	1500 x 700 x 900	£725
FCC1865	60	1800 x 650 x 900	£800
FCC187	63	1800 x 700 x 900	£806

Note: FCC = centre table cupboard.

Optional Extras

PLF Set of 4, All Swivel Castors 125mm dia, two with brakes **£36**

Door Lock **£78**

Wall Mounted Products

Wall Mounted Cupboard



MODEL	Weight kg	Dimensions Ext. L x D x H mm	Dimensions Int. L x D x H mm	PRICE
WC9	20	900 x 295 x 595	850 x 255 x 570	£389
WC10	21	1000 x 295 x 595	950 x 255 x 570	£410
WC11	22	1100 x 295 x 595	1050 x 255 x 570	£431
WC12	23	1200 x 295 x 595	1150 x 255 x 570	£443
WC15	28	1500 x 295 x 595	1450 x 255 x 570	£514

All stainless steel construction, double skinned ends, full area back panel, sliding doors lift off for cleaning, base and mid shelf, complete ready to fix to wall.

Optional Extras

WCHD Extra for Hinged Doors* **£95**

WCLD Extra for Lockable Doors **£78**

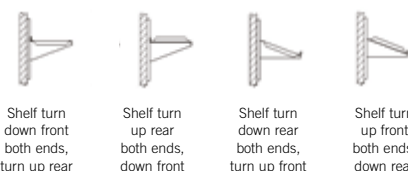
*only on Wall Cupboards up to 1200mm long

Adjustable tiered wall shelving (1 Shelf plus 2 brackets supplied as standard)



MODEL	Dimensions L x D mm	PRICE	Additional Shelf (3 Max Tiers)
WS1/6	600 x 300	£86	£54
WS1/9	900 x 300	£93	£62
WS1/12	1200 x 300	£103	£72
WS1/15	1500 x 300	£110	£79
WS1/18	1800 x 300	£124	£86

Shelving can be arranged in four different positions



Wall shelving has a weight capacity of 50kg for every 1000mm in length depending on wall fixings.

Usable shelf Area 300mm (overall size is 320mm to wall)

Pot wall shelving



MODEL	Dimensions L x D mm	PRICE
PS9	900 x 300	£160
PS12	1200 x 300	£178
PS15	1500 x 300	£192
PS18	1800 x 300	£208

Shelving system displays a perforated surface to aid drying and cleaning, with an all stainless-steel construction welded and polished at stress points.

- Weight capacity of 50kg for every 1000mm in length depending on wall fixings.
- Usable area: Length x 300mm to wall
- 25mm diameter bright polished hanging rail under
- Gusset size 280mm with a 30mm flange on three sides for wall fixing

Wall shelving



MODEL	Dimensions L x D mm	PRICE
SWS9	900 x 300	£73
SWS12	1200 x 300	£80
SWS15	1500 x 300	£92
SWS18	1800 x 300	£112
SWS21	2100 x 300	£135
SWS24	2400 x 300	£142

- Simple interlocking design allows the shelf to be lifted off
- Easy to clean and meet food hygiene standards
- Safe working load 50kg for every 1000mm
- All stainless-steel construction,
- Anchor points for wall fixing
- Wall fixings not supplied

Microwave Shelf



MODEL	Dimensions L x D mm	PRICE
MWS1	500 x 450	£261

- Heavy Duty 1.6mm thick 304 type stainless steel
- Safe working load 65kg
- Fully welded and polished one-piece construction
- Easy to clean and meet food hygiene standards
- All stainless-steel construction, other sizes available on request (subject to cost variation)
- A commercial stainless-steel microwave shelf allows secure placement of microwave ovens
- within easy reach whilst saving valuable counter space.
- Complete with a cable port allowing a tidy path for mains cable to reach lower wall power sockets
- Eight anchor points for wall fixing
- Wall fixings not supplied

For latest information visit: www.ermoffat.co.uk

For Technical and Installation: Essential requirements please refer to page 4 & 5

Mobile Racking

Mobile Racking (with adjustable runners)



MODEL	Weight kg	Dimensions Ext. L x D x H mm	GN capacity Adjustable at 35mm segments	PRICE
AMRP	18	660 x 600 x 900	5 x 2x1 GN	£408
AMR2/1	19	660 x 600 x 1600	10 x GN 2/1 or 20 x GN1/1	£448
AMR1/1	18	545 x 400 x 1600	10 x GN1/1	£382



Mobile Racking (with fixed runners)



MODEL	Weight kg	Dimensions Ext. L x D x H mm	GN capacity Pitch Spacing 72mm	PRICE
SMT	26	660 x 672 x 1600	18x GN2/1 or 36 x GN1/1	£465


Special sizes at extra cost

Zee Mobile Nesting Rack



MODEL	Weight kg	Dimensions Ext. L x D x H mm	GN capacity Pitch Spacing 75mm	PRICE
ZMT	28	680 x 750 x 1705	18x GN2/1 or 36 x GN1/1	£478

Special sizes at extra cost



Bakery Zee Nesting Racks




MODEL	Dimensions Ext. L x D x H mm	Capacity	PRICE
BKZEE	660 x 672 x 1600	38	£504

Note: Special sizes at extra cost

Designed to take standard baking sheets 600mm x 400mm (2 per level), or others sizes to order. All stainless steel (type 304).

- Framework 30mm square tube.
- 19 pair of SS angle runners with stops at rear welded to the upright.
- Pitch between runners 80mm.
- Capacity 38 bakery sheets.
- Fitted with 4 all swivel 100mm dia castors.
- Units nest into each other when empty.
- Five take up the same space as two.



Six-S Shelving System (Stainless Steel Shelving System Standard Size)

Solid Shelf System 1500mm high



MODEL	Dimensions L x D x H mm	Stainless Steel Grade	PRICE
6S6PL	600 x 520 x 1500	430	£390
6S9PL	900 x 520 x 1500	430	£441
6S12PL	1200 x 520 x 1500	430	£491
6S15PL	1500 x 520 x 1500	430	£544
6S18PL	1800 x 520 x 1500	430	£596

MODEL	Dimensions L x D x H mm	Stainless Steel Grade	PRICE
6S6PLSS	600 x 520 x 1500	304	£471
6S9PLSS	900 x 520 x 1500	304	£556
6S12PLSS	1200 x 520 x 1500	304	£642
6S15PLSS	1500 x 520 x 1500	304	£727
6S18PLSS	1800 x 520 x 1500	304	£811

Perforated Shelf System 1500mm high



MODEL	Dimensions L x D x H mm	Stainless Steel Grade	PRICE
6S6PF	600 x 520 x 1500	430	£405
6S9PF	900 x 520 x 1500	430	£456
6S12PF	1200 x 520 x 1500	430	£508
6S15PF	1500 x 520 x 1500	430	£560
6S18PF	1800 x 520 x 1500	430	£610

MODEL	Dimensions L x D x H mm	Stainless Steel Grade	PRICE
6S6PFSS	600 x 520 x 1500	304	£485
6S9PFSS	900 x 520 x 1500	304	£570
6S12PFSS	1200 x 520 x 1500	304	£656
6S15PFSS	1500 x 520 x 1500	304	£740
6S18PFSS	1800 x 520 x 1500	304	£828

Solid Shelf System 1800mm high



MODEL	Dimensions L x D x H mm	Stainless Steel Grade	PRICE
6S6PLH	600 x 520 x 1800	430	£400
6S9PLH	900 x 520 x 1800	430	£450
6S12PLH	1200 x 520 x 1800	430	£501
6S15PLH	1500 x 520 x 1800	430	£553
6S18PLH	1800 x 520 x 1800	430	£604

MODEL	Dimensions L x D x H mm	Stainless Steel Grade	PRICE
6S6PLSSH	600 x 520 x 1800	304	£478
6S9PLSSH	900 x 520 x 1800	304	£566
6S12PLSSH	1200 x 520 x 1800	304	£650
6S15PLSSH	1500 x 520 x 1800	304	£735
6S18PLSSH	1800 x 520 x 1800	304	£821

Perforated Shelf System 1800mm high



MODEL	Dimensions L x D x H mm	Stainless Steel Grade	PRICE
6S6PFH	600 x 520 x 1800	430	£413
6S9PFH	900 x 520 x 1800	430	£487
6S12PFH	1200 x 520 x 1800	430	£516
6S15PFH	1500 x 520 x 1800	430	£568
6S18PFH	1800 x 520 x 1800	430	£619

MODEL	Dimensions L x D x H mm	Stainless Steel Grade	PRICE
6S6PFSSH	600 x 520 x 1800	304	£492
6S9PFSSH	900 x 520 x 1800	304	£578
6S12PFSSH	1200 x 520 x 1800	304	£665
6S15PFSSH	1500 x 520 x 1800	304	£750
6S18PFSSH	1800 x 520 x 1800	304	£835

Optional Extras

PGF Set of 4, all swivel castors, 125mm dia, two with brakes **£37**

Recommended Max Capacity per shelf

900 Length 50kg, 1200 Length 50kg, 1500 Length 50kg, 1800 Length 40kg

Heavy Duty General Purpose Trolleys

Heavy Duty General Purpose Trolley



MODEL	Weight kg	Dimensions L x D x H mm	No. Shelves	Max Load per shelf in Kg's	PRICE
HT2	20	800 x 550 x 950	2	60	£413
HT3	25	800 x 550 x 950	3	60	£501
HT4	30	800 x 550 x 1250	4	60	£614
HTG2	26	1050 x 550 x 950	2	60	£496
HTG3	33	1050 x 550 x 950	3	60	£598
HTG4	39	1050 x 550 x 1250	4	60	£722






















For latest information visit: www.ermoffat.co.uk

For Technical and Installation: Essential requirements please refer to page 4 & 5



Stelvetite Panel Colour Option (must be specified at time of order)

 Black	 Ocean Blue	 Buttermilk	 Academy Maple**
 Merlin Grey*	 Forest Green	 Bamboo	 Lampre Beech**
 Goosewing Grey	 Vandyke Brown	 White	 Mahogany**
 Navy	 Terracotta	 Stainless Steel	
 Regatta Blue	 Poppy Red		
 Wedgewood Blue	 Aztec Yellow		

Note: Any panel colour changes after order has been processed may be chargeable.

* Default Colour is Merlin Grey

** Extra cost applies to these finishes

Versicarte Plus

The Versicarte Plus range of modular heated, ambient and refrigerated units can be used singly or combined to create an attractive mobile servery counter. The units are constructed from stainless steel with a wide choice of attractive, but tough colour coated plastisol front and end panels.

The wide range of options allows most modules to be customised to your individual requirements. Versicarte modules can be butted together to form a straight or angular service counter. Alternatively, stand alone units can be placed around the dining area to create a free-flow self-service environment.

Versicartes are named for the versatility with options such as island refrigerated salad wells, Bains Marie units, cash sections and heated units as well as internal and external corner units and low level modules for children, there is no limit to the versatility of the Versicarte. Most Models are fitted with 2 metre cable and plug for 13AMP electric socket.

Many of the Versicarte units shown are available at a low level 800mm height suitable for children. Please add (B) to the end of the model code. ie VCBM4(B). Height = 800mm.



Most Versicarte units are available as low level units for children. Add (B) to standard code ie VCBM4(B). Height = 800mm.

Versicarte Plus (All Gantries and tray slides are optional extras unless stated)

Heated Top Deli Display with Hot Cupboard (Assisted service) Top Inset with Ceram Thermo Panels



MODEL	Weight kg	Dimensions L x D x H mm	Depth trayslide up/down mm	Height including gantry mm	Electrical Supply	Power rating including gantry kw	No. of Thermo panels	1/1 Gastronorm Pan capacity	Hot Cupboard Under	PRICE
VHTDD3	90	1190 x 680 x 900	950/740	1440	13amp	2.5	3	3	Yes	£2942
VHTDD4	120	1490 x 680 x 900	950/740	1440	13amp	2.7	4	4	Yes	£3328

Optional Extras

FTD Hot Cupboard Temperature Display £158 (each)

WST Woodgrain/Special Colour Stelvetite £102

VPES End Shelf £206

VMH Menu Holder £78

Coachlines and Transfers £156

V-CARTE TRAYRAIL

VCPT3 Size 3 triple tube drop down trayrail £184

VCPT4 Size 4 triple tube drop down trayrail £206

V-CARTE TRAYSIDE

VCPT3 Size 3 plain drop down trayslide £123

VCPT4 Size 4 plain drop down trayslide £133



Versicarte Hot Top with Hot Cupboard (Gantry and Trayrail are optional extra) Top Inset with Ceram Thermo Panels



MODEL	Weight kg	Dimensions L x D x H mm	Depth trayslide up / down mm	Height including gantry mm	Electrical Supply	Power rating including / excluding gantry kw	No. of Thermo panels	1/1 Gastronorm Pan capacity	Hot Cupboard Under	PRICE
VCHT2	55	830 x 680 x 900	950/740	1310	13amp	2.12/1.9	2	2	Yes	£1558
VCHT3	82	1160 x 680 x 900	950/740	1310	13amp	2.54/2.1	3	3	Yes	£1811
VCHT4	110	1490 x 680 x 900	950/740	1310	13amp	2.74/2.3	4	4	Yes	£2077
VCHT5	137	1815 x 680 x 900	950/740	1310	13amp	2.66/2.0	5	5	Yes	£2328



Versicarte Plus Plain Top Hot Cupboard (Gantry and Trayrail are optional extra)



MODEL	Weight kg	Dimensions L x D x H mm	Depth trayslide up / down mm	Height including gantry mm	Electrical Supply	Power rating including /excluding gantry kw	Hot Cupboard Under	PRICE
VCHC2	34	830 x 680 x 900	950/740	1310	13amp	1.72 / 1.5	Yes	£1389
VCHC3	51	1160 x 680 x 900	950/740	1310	13amp	1.94 / 1.5	Yes	£1549
VCHC4	68	1490 x 680 x 900	950/740	1310	13amp	1.94 / 1.5	Yes	£1726
VCHC5	85	1815 x 680 x 900	950/740	1310	13amp	2.16 / 1.5	Yes	£1899



Optional Extras

FTD Hot Cupboard Temperature Display £158 (each)

WST Woodgrain/Special Colour Stelvetite £102

VPES End Shelf £206

VMH Menu Holder £78

GEVCP Set of gantry end glass £414 (not Island)

Coachlines and Transfers £156

V-CARTE TRAYSIDE

VCPT2 Size 2 plain drop down trayslide £108

VCPT3 Size 3 plain drop down trayslide £123

VCPT4 Size 4 plain drop down trayslide £133

VCPT5 Size 5 plain drop down trayslide £145

GANTRIES

VCQG2 Quartz lamp illuminated and heated gantry with interchangeable curved screen or shelf £451

VCQG3 Quartz lamp illuminated and heated gantry with interchangeable curved screen or shelf £472

VCQG4 Quartz lamp illuminated and heated gantry with interchangeable curved screen or shelf £558

VCQG5 Quartz lamp illuminated and heated gantry with interchangeable curved screen or shelf £775

ISLAND GANTRY (with double sided curved screen)

VCQI2 Quartz Lamp Illuminated & Heated Gantry, Glass length 790mm £1241

VCQI3 Quartz Lamp Illuminated & Heated Gantry, Glass length 1118mm £1291

VCQI4 Quartz Lamp Illuminated & Heated Gantry, Glass length 1446mm £1382

VCQI5 Quartz Lamp Illuminated & Heated Gantry, Glass length 1774mm £1469



ISLAND GANTRY (with double sided curved screen)

Note: When ordering an Island unit, add I to the base unit code and use additional gantry code.

Versicarte Grab and Go (with 3 shelves)



Use as standalone units or combined to create an attractive, mobile Food Servery Counter

Heated display, open front, doors to rear, ambient cupboard

MODEL	Weight kg	Dimensions L x D x H mm	Power rating kW	Electrical Supply	PRICE
VCGH2	96	830 x 680 x 1640	2.5	13amp	£3602
VCGH3	132	1160 x 680 x 1640	2.5	13amp	£3844

Heated display, open front, solid rear, ambient cupboard

MODEL	Weight kg	Dimensions L x D x H mm	Power rating kW	Electrical Supply	PRICE
VCGBH2	90	830 x 680 x 1640	2.5	13amp	£3194
VCGBH3	126	1160 x 680 x 1640	2.5	13amp	£3739

Ambient display, open front, doors to rear, ambient cupboard

MODEL	Weight kg	Dimensions L x D x H mm	Power rating kW	Electrical Supply	PRICE
VCGA2	90	830 x 680 x 1640	0.02	13amp	£2638
VCGA3	120	1160 x 680 x 1640	0.02	13amp	£2919

Ambient display, open front, solid rear, ambient cupboard

MODEL	Weight kg	Dimensions L x D x H mm	Power rating kW	Electrical Supply	PRICE
VCGBA2	84	830 x 680 x 1640	0.02	13amp	£2290
VCGBA3	114	1160 x 680 x 1640	0.02	13amp	£2551

Bains Marie (Containers optional extra)

Dry Heat Bains Marie with Hot Cupboard (Gantry and Trayrail are optional extra)



MODEL	Weight kg	Dimensions L x D x H mm	with trayslide up/down	Height including gantry mm	Electrical Supply	Power Rating kW without/with Gantry	1/1 Gastronorm Capacity	Hot Cupboard under	PRICE
VCBM2	45	830 x 680 x 900	950/740	1310	13amp	2.25/2.47	2	Yes	£1466
VCBM3	67	1160 x 680 x 900	950/740	1310	13amp	2.5/2.94	3	Yes	£1657
VCBM4	90	1490 x 680 x 900	950/740	1310	13amp	2.5/2.94	4	Yes	£1839
VCBM5	112	1815 x 680 x 900	950/740	1310	13amp	2.25/2.91	5	Yes	£2010

Wet/Dry Well Bains Marie with Hot Cupboard (Gantry and Trayrail are optional extra)



MODEL	Weight kg	Dimensions L x D x H mm	with trayslide up/down	Height including gantry mm	Electrical Supply without/with Gantry	Power Rating kW without/with Gantry	1/1 Gastronorm Capacity	Hot Cupboard under	PRICE
VCBM2W	51	830 x 680 x 900	950/740	1310	13amp	2.4/2.62	2	Yes	£1762
VCBM3W	75	1160 x 680 x 900	950/740	1310	13/16amp	2.9/3.34	3	Yes	£1975
VCBM4W	101	1490 x 680 x 900	950/740	1310	32amp	3.9/4.34	4	Yes	£2184
VCBM5W	125	1815 x 680 x 900	950/740	1310	32amp	4.9/5.56	5	Yes	£2471

Optional Extras

FTD Hot Cupboard Temperature Display £158 (each)
 WST Woodgrain/Special Colour Stelvetite £102
 VPES End Shelf £206
 VMH Menu Holder £78
 GEVCP Set of gantry end glass £414 (not Island)
 Coachlines and Transfers £156

V-CARTE TRAYRAIL

VCCT2 Size 2 triple tube drop down trayrail £162
 VCCT3 Size 3 triple tube drop down trayrail £184
 VCCT4 Size 4 triple tube drop down trayrail £206
 VCCT5 Size 5 triple tube drop down trayrail £240

V-CARTE TRAYSLIDE

VCPT2 Size 2 plain drop down trayslide £108
 VCPT3 Size 3 plain drop down trayslide £123
 VCPT4 Size 4 plain drop down trayslide £133
 VCPT5 Size 5 plain drop down trayslide £145

GANTRIES

VCQG2 Quartz lamp illuminated and heated gantry with interchangeable curved screen or shelf £451
 VCQG3 Quartz lamp illuminated and heated gantry with interchangeable curved screen or shelf £472
 VCQG4 Quartz lamp illuminated and heated gantry with interchangeable curved screen or shelf £558
 VCQG5 Quartz lamp illuminated and heated gantry with interchangeable curved screen or shelf £775

ISLAND GANTRY (with double sided curved screen)

VCQ12 Quartz Lamp Illuminated & Heated Gantry, Glass length 790mm £1241
 VCQ13 Quartz Lamp Illuminated & Heated Gantry, Glass length 1118mm £1291
 VCQ14 Quartz Lamp Illuminated & Heated Gantry, Glass length 1446mm £1382
 VCQ15 Quartz Lamp Illuminated & Heated Gantry, Glass length 1774mm £1469



ISLAND GANTRY (with double sided curved screen)

Note: When ordering an Island unit, add I to the base unit code and use additional gantry code.

Most Versicarte units are available as low level units for children. Add (B) to standard code ie VCBM4(B). Height = 800mm.

V-Carv Carvery Unit with Hot Cupboard, Gantry and Trayslide (*not available as low level unit) (includes 3 1/3 and 2 1/6 containers, heated plate dispenser, 2 x heated carving pads)



MODEL	Weight kg	Dimensions L x D x H mm	Depth trayslide up / down mm	Height including gantry mm	Electrical Supply	Power rating including gantry kw	Hot Cupboard Under	PRICE
*VCCV4TR	95	1490 x 680 x 900	950/740	1310	13amp	2.64	Yes	£2965

Optional Extras

FTD Hot Cupboard Temperature Display **£158 (each)**

VPES End Shelf **£206**

GEVCP Set of gantry end glass **£414**

WST Woodgrain/Special Colour Stelvetite **£102**

VMH Menu Holder **£78**

Coachlines and Transfers **£156**

Mobile streamlined design with smooth curves and semi obscured castors available with a wide range of fascia panels. The stylish modern compact design allows the unit to be easily stored away when not in use and wheeled out for special carvery events.

Unit comprises

- Two heated carving pads with holding spikes.
- Heated plate dispenser accommodating up to 65 plates.
- Three one third size heated containers for vegetables
- Two one sixth size heated containers for sauces.
- Fan assisted heated storage cupboard.
- Overhead quartz heated gantry.
- Curved glass serving shelf and sneeze guard.
- Triple Tube drop down tray slide.

Note: The glass cannot be used in the assisted service position on this model.



Versicarte Refrigerated Well, Ambient Shelf Under (Gantry and Trayrail are optional extra)



MODEL	Weight kg	Dimensions L x D x H mm	Depth trayslide up / down mm	Height including gantry mm	Electrical Supply	Power rating including / excluding gantry kw	1/1 Gastronorm Pan capacity	Ambient Shelf Under	PRICE
VCRW3	127	1160 x 680 x 900	950 / 740	1310	13amp	1.5 / 1.4	3	Yes	£4046
VCRW4	170	1490 x 680 x 900	950 / 740	1310	13amp	1.5 / 1.4	4	Yes	£4462
VCRW5	212	1815 x 680 x 900	950 / 740	1310	13amp	2.0 / 1.9	5	Yes	£5283

Note: manual empty drip trays fitted to these refrigeration units. Self-evaporating optional (must be specified at time of order £162 extra)



Versicarte Refrigerated Well Wall Unit with Front Controls (Gantry and Trayrail are optional extra)



MODEL	Weight kg	Dimensions L x D x H mm	Depth trayslide up / down mm	Height including gantry mm	Electrical Supply	Power rating including / excluding gantry kw	1/1 Gastronorm Pan capacity	Ambient Shelf Under	PRICE
VCRW3FC	127	1160 x 680 x 900	950 / 740	1310	13amp	2.2 / 2.1	3	Yes	£4499
VCRW4FC	170	1490 x 680 x 900	950 / 740	1310	13amp	2.2 / 2.1	4	Yes	£4913
VCRW5FC	212	1815x 680 x 900	950 / 740	1310	13amp	2.7 / 2.6	5	Yes	£5735

Note: self-evaporating drip trays fitted to these refrigeration units



ISLAND GANTRY (with double sided curved screen)

Optional Extras

WST Woodgrain/Special Colour Stelvetite **£102**

VPES End Shelf **£206**

VMH Menu Holder **£78**

GEVCP Set of gantry end glass **£414** (not Island)
Coachlines and Transfers **£156**

V-CARTE TRAYRAIL

VCPT3 Size 3 triple tube drop down trayrail **£184**

VCPT4 Size 4 triple tube drop down trayrail **£206**

VCPT5 Size 5 triple tube drop down trayrail **£240**

V-CARTE TRAYSIDE

VCPT3 Size 3 plain drop down trayslide **£123**

VCPT4 Size 4 plain drop down trayslide **£133**

VCPT5 Size 5 plain drop down trayslide **£145**

GANTRIES

VCFG3 Fluorescent lamp illuminated gantry with interchangeable curved glass screen or shelf **£472**

VCFG4 Fluorescent lamp illuminated gantry with interchangeable curved glass screen or shelf **£558**

VCFG5 Fluorescent lamp illuminated gantry with interchangeable curved glass screen or shelf **£775**

ISLAND GANTRY (with double sided curved screen)

VCFI3 Fluorescent lamp illuminated gantry, with double sided curved screen, glass length 1118mm **£1251**

VCFI4 Fluorescent lamp illuminated gantry, with double sided curved screen, glass length 1446mm **£1416**

VCFI5 Fluorescent lamp illuminated gantry, with double sided curved screen, glass length 1774mm **£1436**

Note: When ordering an Island unit, add I to the base unit code and use additional gantry code.

Most Versicarte units are available as low level units for children. Add (B) to standard code ie VCBM4(B). Height = 800mm.

Versicarte Refrigerated Multi-Tier Display Ambient Shelf Under (Trayrail is an optional extra)



MODEL	Weight kg	Dimensions L x D x H mm	with trayslide up/down	Height including gantry mm	Electrical Supply	Power Rating kw	Ambient Shelf under	PRICE
VCRD3	156	1160 x 680 x 900	950/740	1640	13amp	2.0	Yes	£6222
VCRD4	208	1490 x 680 x 900	950/740	1640	13amp	2.0	Yes	£6838
VCRD5	260	1815 x 680 x 900	950/740	1640	13amp	2.0	Yes	£7288

Note: manual empty drip trays fitted to these refrigeration units. Self-evaporating optional (must be specified at time of order £162 extra)

WARNING: The chilled multi-tier display units are not designed to operate in full mode for more than 24 hours, unless an optional Night Blind has been fitted.

Optional Extras

WST Woodgrain/Special Colour Stelvetite **£102**
 VFF3 Solid Glass Front for VCRD3 **£324**
 VFF4 Solid Glass Front for VCRD4 **£376**
 VFF5 Solid Glass Front for VCRD5 **£431**
 VPES End Shelf **£206**
 VMH Menu Holder **£78**
 Coachlines and Transfers **£156**

NIGHT BLINDS (Must be specified at time of order)
 VNB3 **£415**
 VNB4 **£445**
 VNB5 **£475**

V-CARTE TRAYRAIL
 VCTT3 Size 3 triple tube drop down trayrail **£184**
 VCTT4 Size 4 triple tube drop down trayrail **£206**
 VCTT5 Size 5 triple tube drop down trayrail **£240**
V-CARTE TRAYSLIDE
 VCPT3 Size 3 plain drop down trayslide **£123**
 VCPT4 Size 4 plain drop down trayslide **£133**
 VCPT5 Size 5 plain drop down trayslide **£145**

- Refrigerated multi -tier wells do not accommodate GN 1/1

Refrigerated Multi-Tier Wall Unit Displays

Refrigerated Multi-Tier Display, Ambient Shelf Under (Trayrail is an optional extra)



MODEL	Weight kg	Dimensions L x D x H mm	with trayslide up/down	Height including gantry mm	Electrical Supply	Power Rating kw	PRICE
VCRD3FC	156	1160 x 680 x 900	950/740	1640	13amp	2.7	£6673
VCRD4FC	208	1490 x 680 x 900	950/740	1640	13amp	2.7	£7289
VCRD5FC	260	1815 x 680 x 900	950/740	1640	13amp	2.7	£7688

Note: self-evaporating drip trays fitted to these refrigeration units

Optional Extras

WST Woodgrain/Special Colour Stelvetite **£102**
 VFF3 Solid Glass Front for VCRD3 **£324**
 VFF4 Solid Glass Front for VCRD4 **£376**
 VFF5 Solid Glass Front for VCRD5 **£431**
 VPES End Shelf **£206**
 VMH Menu Holder **£78**
 Coachlines and Transfers **£156**

NIGHT BLINDS (Must be specified at time of order)
 VNB3 **£415**
 VNB4 **£445**
 VNB5 **£475**

V-CARTE TRAYRAIL
 VCTT3 Size 3 triple tube drop down trayrail **£184**
 VCTT4 Size 4 triple tube drop down trayrail **£206**
 VCTT5 Size 5 triple tube drop down trayrail **£240**
V-CARTE TRAYSLIDE
 VCPT3 Size 3 plain drop down trayslide **£123**
 VCPT4 Size 4 plain drop down trayslide **£133**
 VCPT5 Size 5 plain drop down trayslide **£145**

- Refrigerated multi -tier wells do not accommodate GN 1/1

Refrigerated Multi-Tier Display, Ambient Shelf Under, Lockable Roller shutter (Trayrail is an optional extra)



MODEL	Weight kg	Dimensions L x D x H mm	with trayslide up/down	Height including gantry mm	Electrical Supply	Power Rating kw	PRICE
VCRD3FCLSA	166	1160 x 680 x 900	950/740	1800	13amp	2.7	£8992
VCRD4FCLSA	218	1490 x 680 x 900	950/740	1800	13amp	2.7	£9736
VCRD5FCLSA	270	1815 x 680 x 900	950/740	1800	13amp	2.7	£10385

Note: self-evaporating drip trays fitted to these refrigeration units

* When ordering please specify if back panels are to be double glazed or stainless steel **DG** = Double Glazed **SB** = Stainless Steel

Optional Extras

WST Woodgrain/Special Colour Stelvetite **£102**
 VMH Menu Holder **£78**
 Coachlines and Transfers **£156**

V-CARTE TRAYRAIL
 VCTT3 Size 3 triple tube drop down trayrail **£184**
 VCTT4 Size 4 triple tube drop down trayrail **£206**
 VCTT5 Size 5 triple tube drop down trayrail **£240**

V-CARTE TRAYSLIDE
 VCPT3 Size 3 plain drop down trayslide **£123**
 VCPT4 Size 4 plain drop down trayslide **£133**
 VCPT5 Size 5 plain drop down trayslide **£145**

- Refrigerated multi -tier wells do not accommodate GN 1/1

For latest information visit: www.ermoffat.co.uk

For Technical and Installation: Essential requirements please refer to page 4 & 5

Most Versicarte units are available as low level units for children. Add (B) to standard code ie VCBM4(B). Height = 800mm.

Versicarte Plus

Refrigerated Deli Unit Ambient Shelf Under (Assisted service) (Trayrail is an optional extra)



MODEL	Weight kg	Dimensions L x D x H mm	with trayslide up/down	Height including gantry mm	Electrical Supply	Power Rating kw	1/1 Gastronorm Capacity	PRICE
VCRDD3	150	1190 x 680 x 900	950/740	1440	13amp	2	3	£4922
VCRDD4	200	1490 x 680 x 900	950/740	1440	13amp	2	4	£5370

Note: manual empty drip trays fitted to these refrigeration units. Self-evaporating optional (must be specified at time of order £162 extra)

Optional Extras

WST Woodgrain/Special Colour Stelvetite £102
VMH Menu Holder £78
Coachlines and Transfers £156

V-CARTE TRAYRAIL
VCTT3 Size 3 triple tube drop down trayrail £184
VCTT4 Size 4 triple tube drop down trayrail £206

V-CARTE TRAYSLIDE
VCPT3 Size 3 plain drop down trayslide £123
VCPT4 Size 4 plain drop down trayslide £133

Refrigerated Multi-Tier Display, Ambient Shelf Under, Lockable Roller Shutter (Trayrail is an optional extra)



MODEL	Weight kg	Dimensions L x D x H mm	with trayslide up/down	Total Height including gantry mm	Electrical Supply	Power Rating kw	PRICE
VCRD3LSA	166	1160 x 680 x 900	950/740	1800	13amp	2.0	£8540
VCRD4LSA	218	1490 x 680 x 900	950/740	1800	13amp	2.0	£9287
VCRD5LSA	270	1815 x 680 x 900	950/740	1800	13amp	2.0	£9935

Note: manual empty drip trays fitted to these refrigeration units. Self-evaporating optional (must be specified at time of order £162 extra)

Optional Extras

WST Woodgrain/Special Colour Stelvetite £102
VMH Menu Holder £78
Coachlines and Transfers £156

V-CARTE TRAYRAIL
VCTT3 Size 3 triple tube drop down trayrail £184
VCTT4 Size 4 triple tube drop down trayrail £206
VCTT5 Size 5 triple tube drop down trayrail £240

V-CARTE TRAYSLIDE
VCPT3 Size 3 plain drop down trayslide £123
VCPT4 Size 4 plain drop down trayslide £133
VCPT5 Size 5 plain drop down trayslide £145

- Refrigerated multi -tier wells do not accommodate GN 1/1

Plain Top Refrigerated Storage Cupboard



MODEL	Weight kg	Dimensions L x D x H mm	with trayslide up with trayslide down	No. of Door(s)	No. of Perforated Shelves	Electrical Supply	Power Rating kw	PRICE
VCRC3	117	1160 x 680 x 900	950/740	1	3	13amp	0.75	£3342
VCRC4	160	1490 x 680 x 900	950/740	1	3	13amp	0.75	£3603
VCRC5	202	1815 x 680 x 900	950/740	2	6	13amp	0.75	£3738

Note: manual empty drip trays fitted to these refrigeration units. Self-evaporating optional (must be specified at time of order £162 extra)

Optional Extras

V-CARTE TRAYRAIL
VCTT3 Size 3 triple tube drop down trayrail £184
VCTT4 Size 4 triple tube drop down trayrail £206
VCTT5 Size 5 triple tube drop down trayrail £240

V-CARTE TRAYSLIDE
VCPT3 Size 3 plain drop down trayslide £123
VCPT4 Size 4 plain drop down trayslide £133
VCPT5 Size 5 plain drop down trayslide £145

Polar Plate Well Ambient Storage Cupboard (Trayrail & Gantry are optional extras)



MODEL	Weight kg	Dimensions L x D x H mm	with trayslide up/down	Height including gantry mm	No. of 1/1 Polar Plates	PRICE
VCPW2	58	830 x 680 x 900	950/740	1310	2	£1460
VCPW3	87	1160 x 680 x 900	950/740	1310	3	£1808
VCPW4	117	1490 x 680 x 900	950/740	1310	4	£2172
VCPW5	145	1815 x 680 x 900	950/740	1310	5	£2491

Optional Extras

PPGAST Extra Polar Plates £126
Coachlines and Transfers £156

V-CARTE TRAYRAIL
VCTT2 Size 2 triple tube drop down trayrail £162
VCTT3 Size 3 triple tube drop down trayrail £184
VCTT4 Size 4 triple tube drop down trayrail £206
VCTT5 Size 5 triple tube drop down trayrail £240

V-CARTE TRAYSLIDE
VCPT2 Size 2 plain drop down trayslide £108
VCPT3 Size 3 plain drop down trayslide £123
VCPT4 Size 4 plain drop down trayslide £133
VCPT5 Size 5 plain drop down trayslide £145

Most Versicarte units are available as low level units for children. Add (B) to standard code ie VCBM4(B). Height = 800mm.

Refrigerated Salad Bar, Ambient Shelf Under (Mid Shelves and Trayrail are optional extras)



MODEL	Weight kg	Dimensions L x D x H mm	with trayslide up/down	Height including Canopy mm	Electrical Supply	Power Rating including Canopy kw	Ambient shelf under	PRICE
VCRW3C	137	1160 x 680 x 900	1220/800	1880	13amp	1.5	Yes	£5256
VCRW4C	180	1490 x 680 x 900	1220/800	1880	13amp	1.5	Yes	£5938
VCRW5C	222	1815 x 680 x 900	1220/800	1880	13amp	2.0	Yes	£7728

Note: manual empty drip trays fitted to these refrigeration units. Self-evaporating optional (must be specified at time of order £162 extra)

Polar Plate Salad Bar, Ambient Shelf Under (Mid Shelves and Trayrail are optional extras)



MODEL	Weight kg	Dimensions L x D x H mm	with trayslide up/down	Height including Canopy mm	Electrical Supply	Power Rating including Canopy kw	No. of 1/1 Polar Plates	Ambient shelf under	PRICE
VCPW2C	68	830x 680 x 900	1220/800	1880	13amp	0.026	2	Yes	£2351
VCPW3C	97	1160 x 680 x 900	1220/800	1880	13amp	0.026	3	Yes	£3017
VCPW4C	127	1490 x 680 x 900	1220/800	1880	13amp	0.052	4	Yes	£3648
VCPW5C	155	1815 x 680 x 900	1220/800	1880	13amp	0.052	5	Yes	£4257

Optional Extras

Refrigerated Well and Polar well

Dimensions LxWxD

Size 2 655mm x 535mm x 100mm

Size 3 980mm x 535mm x 100mm

Size 4 1305mm x 535mm x 100mm

Size 5 1630mm x 535mm x 100mm

Gastronorm Containers & Lids (POA)

SBS2 Salad Bar Shelf Plain - Size2 £76

SBS3 Salad Bar Shelf Plain - Size3 £93

SBS4 Salad Bar Shelf Plain - Size4 £107

SBS5 Salad Bar Shelf Plain - Size5 £119

VPES Shelf £206

PPGAST Extra polar plates £126

SBS12 Salad Bar Shelf Island - Size2 £82

SBS13 Salad Bar Shelf Island - Size3 £105

SBS14 Salad Bar Shelf Island - Size4 £119

SBS15 Salad Bar Shelf Island - Size5 £134

V-CARTE TRAYRAIL

VC2T2 Size 2 triple tube drop down trayrail £162

VC2T3 Size 3 triple tube drop down trayrail £184

VC2T4 Size 4 triple tube drop down trayrail £206

VC2T5 Size 5 triple tube drop down trayrail £240

V-CARTE TRAYSLIDE

VCPT2 Size 2 plain drop down trayslide £108

VCPT3 Size 3 plain drop down trayslide £123

VCPT4 Size 4 plain drop down trayslide £133

VCPT5 Size 5 plain drop down trayslide £145

Regeneration Module Gantry included (Trayrail is an optional extra) (*not available as low level unit)



MODEL	Weight kg	Dimensions L x D x H mm	Depth trayslide up / down mm	Height including gantry mm	Power rating including gantry kW	No. of Thermo panels	PRICE
*VCREG1	95	830 x 680 x 900	950/740	1310	2.9	2	£5453

Optional Extras

WST Woodgrain/Special Colour Stelvetite £102

VPES End Shelf £206

VMH Menu Holder £78

GEVCP Set of gantry end glass £414

Coachlines and Transfers £156

V-CARTE TRAYRAIL

VC2T2 Triple tube drop down trayrail to suit corner section £162

V-CARTE TRAYSLIDE

VCPT2 Plain drop down trayslide to suit corner section £108

Ambient Storage Cupboard (Trayrail is an optional extra)



MODEL	Weight kg	Dimensions L x D x H mm	with trayslide up with trayslide down	PRICE
VCSC2	30	830 x 680 x 900	950/740	£924
VCSC3	45	1160 x 680 x 900	950/740	£1004
VCSC4	60	1490 x 680 x 900	950/740	£1156
VCSC5	75	1815 x 680 x 900	950/740	£1295

Optional Extras

Coachlines and Transfers £156

V-CARTE TRAYRAIL

VC2T2 Size 2 triple tube drop down trayrail £162

VC2T3 Size 3 triple tube drop down trayrail £184

VC2T4 Size 4 triple tube drop down trayrail £206

VC2T5 Size 5 triple tube drop down trayrail £240

V-CARTE TRAYSLIDE

VCPT2 Size 2 plain drop down trayslide £108

VCPT3 Size 3 plain drop down trayslide £123

VCPT4 Size 4 plain drop down trayslide £133

VCPT5 Size 5 plain drop down trayslide £145

For latest information visit: www.ermoffat.co.uk

For Technical and Installation: Essential requirements please refer to page 4 & 5

Most Versicarte units are available as low level units for children. Add (B) to standard code ie VCBM4(B). Height = 800mm.

Clearing Trolleys

Versiclear/Versiclear Low Level, includes 3 bins and graphics



MODEL	Weight kg	Dimensions L x D x H mm	Work surf. Ht. mm	Bin Capacity	PRICE
VCPF	63	1650 x 550 x 1060	900	2 x 14 Litre and 1 x 37 Litre	£1475
VCPB	56	1650 x 550 x 960	800	2 x 14 Litre and 1 x 37 Litre	£1441

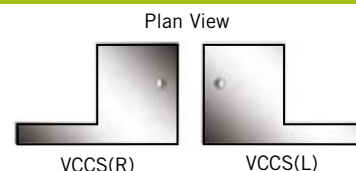
Tray section is 400mm x 500mm and can hold around 100 trays 50 on the bottom and 50 on the top section

Ancillary Units

Cash Section (Trayrail is an optional extra)



MODEL	Weight kg	Dimensions L x D x H mm	with trayslide up with trayslide down	PRICE
VCCS(R)	62	1160 x 680 x 900	950/740	£968
VCCS(L)	62	1160 x 680 x 900	950/740	£968



Cashier Section with Cable Port and Double Electrical Socket. (R) denotes right handed, (L) denotes left handed VCCS(R) right handed cashier section with optional triple tube drop down tray slide.

Corner Section (Trayrail is an optional extra)



MODEL	Weight kg	Dimensions L x D x H mm	with trayslide up with trayslide down	PRICE
VCCU	72	1380 x 480 x 900	950/740	£646

Low Level Unit



MODEL	Weight kg	Dimensions L x D x H mm	PRICE
VCSL	25	680 x 680 x 500	£511

Optional Extras

WST Woodgrain/Special Colour Stelvetite £102
VLCD Lockable Cash Drawer £261
VMH Menu Holder £78
Coachlines and Transfers £156

V-CARTE TRAYRAIL

VCTT1 Triple tube drop down trayrail to suit corner section £162
VCTT3 Size 3 triple tube drop down trayrail £184

V-CARTE TRAYSLIDE

VCPT1 Plain drop down trayslide to suit corner section £108
VCPT3 Size 3 plain drop down trayslide £123

Versicarte Street Cart

Street Food style concept models

- Select any Versicarte standard model for the base unit.
- Optional gantry with glass shelf, overhead sign and bespoke magnetic board graphics.
- Low cost retail style solution ideal for school catering!
- Eye catching magnetic graphic panels can be easily swapped to suit changing menus.
- Graphic design can be made to order and incorporate individual branding and artwork.



Example of chilled unit

Base unit **VCRW3** with
Fluorescent Type Gantry **VCFS3**
Tray rail **VCTT3**
and Graphics package **VCGR3** (bespoke artwork)

Example of Hot units

Base units **VCBM2** with
Quartz Gantry **VCQS2**
Tray rail **VCTT2**
and Graphics package **VCGR2** (bespoke artwork)

Street Cart Gantries

Quartz lamp illuminated gantry with glass shelf and overhead sign

MODEL	VCQS2	VCQS3	VCQS4	VCQS5
List Price	£374	£467	£511	£704

Fluorescent lamp illuminated gantry with glass shelf and overhead sign

MODEL	VCFS2	VCFS3	VCFS4	VCFS5
List Price	£368	£461	£494	£687

Street cart top sign only no gantry of glass shelf

fitted on poles same dimensions as other top signs

MODEL	VCSS2	VCSS3	VCSS4	VCSS5
List Price	£138	£152	£164	£173

Street Cart Graphics

MODEL	VCGR2 Size 2 graphics kit	VCGR3 Size 3 graphics kit	VCGR4 Size 4 graphics kit	VCGR5 Size 5 graphics kit	VCGCS Cash Unit graphics kit	VCGCU Corner Unit graphics kit
List Price	£372	£399	£428	£457	£219	£127

Street Cart Graphics board break down

	Left Side Panel	Right Side Panel	Front Panel	Over Head Sign	Total
VCGR2	£93	£93	£106	£80	£372
VCGR3	£93	£93	£127	£86	£399
VCGR4	£93	£93	£150	£93	£429
VCGR5	£93	£93	£168	£102	£456
VCGCS	£93	-	£127	-	£220
VCGCU	-	-	£127	-	£127



For latest information visit: www.ermoffat.co.uk

For Technical and Installation: Essential requirements please refer to page 4 & 5



Merchandising and Display Range

- Patisserie Range
- BK Retail Display
- Grab and Go Displays
- Chilled and Ambient Merchandisers



Grab & Go Table Top Display Heated

Heated Display Curved Glass 3 shelf (double glazed sliding doors)



MODEL	Weight kg	Dimensions L x D x H mm	Electrical supply Single phase	Power Rating kw	PRICE
D2GH	66	830 x 660 x 825	13amp	2.5	£2572
D3GH	87	1158 x 660 x 825	13amp	2.5	£2760

Note: All models have 3 shelves with 2 removable ones adjustable for height.

Heated Display Curved Glass 3 shelf (Front control and solid back)



MODEL	Weight kg	Dimensions L x D x H mm	Electrical supply Single phase	Power Rating kw	PRICE
D2GHFC	60	830 x 660 x 825	13amp	2.5	£2224
D3GHFC	81	1158 x 660 x 825	13amp	2.5	£2396

Note: All models have 3 shelves with 2 removable ones adjustable for height.

Heated Display Sheerline Glass 3 shelf (double glazed sliding doors)



MODEL	Weight kg	Dimensions L x D mm	Height above display top	No of Display shelves	Electrical supply	Power Rating kw	PRICE
D2GHSL	68	830 x 660	850	3	13amp	2.5	£2536
D3GHSL	90	1158 x 660	850	3	13amp	2.5	£2760

Note: All models have 3 shelves with 2 removable ones adjustable for height.

Heated Display Sheerline Glass 3 shelf (Front control and solid back)



MODEL	Weight kg	Dimensions L x D mm	Height above display top	No of Display shelves	Electrical supply	Power Rating kw	PRICE
D2GHSLFC	62	830 x 660	850	3	13amp	2.5	£2192
D3GHSLFC	84	1158 x 660	850	3	13amp	2.5	£2396

Note: All models have 3 shelves with 2 removable ones adjustable for height.

Options for Heated Display

Roller Blinds Size2 £385

Roller Blinds Size 3 £415

Grab & Go Table Top Display Ambient

Ambient Display Curved Glass 3 shelf (double glazed sliding doors)



MODEL	Weight kg	Dimensions L x D x H mm	Illuminated	Electrical supply Single phase	Power Rating kw	PRICE
D2GA	61	830 x 660 x 825	only	13amp	0.02	£1824
D3GA	82	1158 x 660 x 825	only	13amp	0.02	£1952

Note: All models have 3 shelves with 2 removable ones adjustable for height.

Ambient Display Curved Glass 3 shelf (Front control and solid back)



MODEL	Weight kg	Dimensions L x D x H mm	Illuminated	Electrical supply Single phase	Power Rating kw	PRICE
D2G AFC	60	830 x 660 x 825	only	13amp	0.02	£1476
D3G AFC	81	1158 x 660 x 825	only	13amp	0.02	£1588

Note: All models have 3 shelves with 2 removable ones adjustable for height.

Ambient Display Sheerline Glass 3 shelf (double glazed sliding doors)



MODEL	Weight kg	Dimensions L x D mm	Height above display top	No of Display shelves	Electrical supply	Power Rating kw	PRICE
D2GASL	62	830 x 660	850	3	13amp	0.02	£1792
D3GASL	83	1158 x 660	850	3	13amp	0.02	£1956

Note: All models have 3 shelves with 2 removable ones adjustable for height.

Ambient Display Sheerline Glass 3 shelf (Front control and solid back)



MODEL	Weight kg	Dimensions L x D mm	Height above display top	No of Display shelves	Electrical supply	Power Rating kw	PRICE
D2GASLFC	61	830 x 660	850	3	13amp	0.02	£1444
D3GASLFC	82	1158 x 660	850	3	13amp	0.02	£1524

Note: All models have 3 shelves with 2 removable ones adjustable for height.

Options for Ambient Display

Roller Blinds Size2 **£385**

Roller Blinds Size 3 **£415**

Patisserie Range

Heated Multi-Tier Display (Assisted service)



MODEL	Weight kg	Dimensions L x D x H mm	Electrical Supply Single Phase	Power Rating kw	PRICE
PATH2	82	900 x 800 x 1370	13amp	2.7	£4454
PATH3	122	1200 x 800 x 1370	13amp	2.8	£4879

600mm from floor to display, adjustable shelves



Chilled Multi-Tier Display (Assisted service)



MODEL	Weight kg	Dimensions L x D x H mm	Electrical Supply Single Phase	Power Rating kw	PRICE
PATC2	121	900 x 800 x 1370	13amp	2.2	£6044
PATC3	184	1200 x 800 x 1370	13amp	2.2	£6520

Note: self-evaporating drip trays fitted to refrigeration units
600mm from floor to display, adjustable shelves



Ambient Multi-Tier Display (Assisted service)



MODEL	Weight kg	Dimensions L x D x H mm	Electrical Supply Single Phase	Power Rating kw	PRICE
PATA2	96	900 x 800 x 1370	13amp	0.026	£3389
PATA3	132	1200 x 800 x 1370	13amp	0.026	£3852

600mm from floor to display, adjustable shelves

Note: The Patisserie range have sliding double glazed doors as standard



Chilled Merchandiser

Chilled Merchandiser



MODEL	Weight kg	Dimensions L x D x H mm	Gas Weight kg (R404A)	Electrical Supply Single Phase	Power Rating kw	PRICE
MM9	175	900 x 700 x 1930	0.8	13amp	2.7	£5427
MM12	230	1200 x 700 x 1930	0.8	13amp	2.7	£5902
MM15	285	1500 x 700 x 1930	0.8	13amp	2.7	£6316
MM18	345	1800 x 700 x 1930	0.8	13amp	2.7	£6690

Note: self-evaporating drip trays fitted to these refrigeration units

WARNING: The chilled merchandiser units are not designed to operate in full mode for more than 24 hours, unless an optional Night Blind has been fitted.

Optional Extras

MNB9 Night blind for MM9 **£441**
MNB12 Night blind for MM12 **£476**
MNB15 Night blind for MM15 **£510**
MNB18 Night blind for MM18 **£543**

MIB Impulse Basket **£129**
TC9 Front of shelf name tag holders to 900 long units **£145**
TC12 Front of shelf name tag holders to 1200 long units **£194**
TC15 Front of shelf name tag holders to 1500 long units **£244**
TC18 Front of shelf name tag holders to 1800 long units **£316**

Chilled Merchandiser with lockable roller shutter



MODEL	Weight kg	Dimensions L x D x H mm	Gas Weight kg (R404A)	Electrical Supply Single Phase	Power Rating kw	PRICE
MM9LSA	185	900 x 700 x 2045	0.8	13amp	2.7	£6786
MM12LSA	240	1200 x 700 x 2045	0.8	13amp	2.7	£7300
MM15LSA	295	1500 x 700 x 2045	0.8	13amp	2.7	£7817
MM18LSA	355	1800 x 700 x 2045	0.8	13amp	2.7	£8155

Note: self-evaporating drip trays fitted to these refrigeration units

Ambient Merchandiser



MODEL	Weight kg	Dimensions L x D x H mm	Electrical Supply Single Phase	Power Rating kw	PRICE
AM5	125	500 x 700 x 1925	13amp	0.026	£2943
AM5LSA	135	500 x 700 x 2035	13amp	0.026	£4304

Note: The AM5 and AM5LSA can be purchased in conjunction with the Chilled Merchandisers but should not be used in isolation for stability reasons. Unless unit is fixed securely if used in isolation

- Ideal for confectionery, crisp snacks and fruit etc
- Designed to compliment chilled range of merchandisers
- Complete with Four robust adjustable for height stainless steel shelves
- Fitted with castors as standard for mobility easy cleaning etc
- Illumination for increased product display
- Open design for increased product visibility
- To be used between two merchandisers only



Free-Flow Grab & Go Display

New appealingly fashioned self-supporting food display units designed to help stimulate interest and entice customers to make a purchase. contributing to increase retail sales and consumer throughput.

Presenting both hot and cold food in complementary displays offering a complete meal deal in a small foot print

A free flow, food service range of visually aesthetic full height display cabinets, incorporating an Inventive internal free air flow system both hot or cold. Internal cabinet air flows both hot and cold, recirculating through the innovative cabinet design, controlled to maximise efficiency whilst innovatively preserving food product quality and holding core temperatures for extended periods.

Stelvetite Panel Colour Option (must be specified at time of order see colour range on page 18)

Heated & Chilled Display



MODEL	Weight kg	Dimensions L x D x H mm	Rear Doors	Capacity (m³)	Power Rating kw	PRICE
MHC1	145	650 x 680 x 1825	No	2 x Heated/0.06 2 x Chilled/0.08	2.8	£4882
MHC1D	155	650 x 680 x 1825	Yes	2 x Heated/0.06 2 x Chilled/0.08	2.8	£5569

WARNING: The chilled grab & go units are not designed to operate in full mode for more than 24 hours, unless an optional Night Blind has been fitted.

Optional Extras

MIB Impulse basket - per unit £129

NB1 Pull-down roller blind for chilled section £252

Function

- Presenting both hot and cold food in complementary displays.
- Offering a complete meal deal in a small foot print.
- Designed to maintain pre-heated and pre-chilled food at regulated temperatures.

Controls

- Concealed accurate digital controls ensure constant internal air flow both hot and cold
- Hot Product temperature maintained at 65°C to 75°C, Chilled Product maintained at 2°C to 5°C
- Independent illumination on / off switches
- Complete with 13amp plug and cable [Plug in and go]
- Internal refrigeration condensate self-evaporation system

Display Features

- Full length LED lighting provides a striking food product illumination and presentation.

- Fully adjustable and removable shelves allow easy cleaning
- Shelves can be positioned either sloping or horizontal or a combination of both
- Each shelf fitted with heavy duty stainless steel price tag / product info holders
- Pull down roller blind on chilled section

Hygiene and Safety

- Mobile with front brakes as standard allows stress-free maintenance and cleaning
- Ergonomic handles at the rear for easy manoeuvrability
- General construction from 304 and 430 grade bright polished stainless steel.
- All glass 6mm toughened.
- High-grade insulation improves temperature retention within the appliance
- Coated evaporator coils provide longer life with optimised performance and hygiene



Heated Display



MODEL	Weight kg	Dimensions L x D x H mm	Rear Doors	Capacity (m³)	Power Rating kw	PRICE
MH1	102	650 x 680 x 1825	No	4 x Heated/0.14	2.8	£3116
MH1D	112	650 x 680 x 1825	Yes	4 x Heated/0.14	2.8	£3804

Optional Extras

MIB Impulse basket - per unit £129

Function

- Perfect for hot holding bread rolls, pies, pasties, chicken portions, and soup etc.
- Designed to hold and display pre-heated food at regulated temperatures.

Controls

- Modern accurate digital control pad concealed behind lift up hinged flap
- Hot Product temperature maintained at 65°C to 75°C
- Independent illumination on / off switch
- Complete with 13amp plug and cable [Plug in and go]

Display Features

- Full length LED lighting provides a striking food product illumination and presentation.

- Four fully adjustable and removable rod shelves increase efficiency
- Shelves can be positioned either sloping or horizontal or a combination of both
- Each shelf fitted with heavy duty stainless steel price tag / product info holders

Hygiene and Safety

- Mobile with front brakes as standard allows stress-free maintenance and cleaning
- Ergonomic handles at the rear for easy manoeuvrability
- General construction from 304 and 430 grade bright polished stainless steel.
- All glass 6mm toughened.
- High-grade insulation improves temperature retention within the appliance



Chilled Display



MODEL	Weight kg	Dimensions L x D x H mm	Rear Doors	Capacity (m ³)	Power Rating kw	PRICE
MC1	136	650 x 680 x 1825	No	5 x Chilled/0.14	2.2	£3964
MC1D	146	650 x 680 x 1825	Yes	5 x Chilled/0.14	2.2	£4990

WARNING: The chilled grab & go units are not designed to operate in full mode for more than 24 hours, unless an optional Night Blind has been fitted.

Optional Extras

MIB Impulse basket - per unit £129

NB1 Pull-down roller blind for chilled section £252

Function

- Great for sandwiches, filled rolls, dairy products, and drinks etc.
- Designed to hold and display pre-chilled food at regulated temperatures.

Controls

- Concealed accurate digital control and fan system maintains food in a fresh condition
- Chilled Product temperature maintained at 2°C to 5°C
- Independent illumination on / off switch
- Complete with 13amp plug and cable [Plug in and go]
- Internal condensate self-evaporation system

Display Features

- Full length LED lighting provides a striking food product illumination and presentation.
- Four fully adjustable glass shelves for increased food presentation

- Shelves can be positioned either sloping or horizontal or a combination of both
- Each shelf fitted with heavy duty stainless steel price tag / product info holders
- (Optional extra) Pull down roller blind on chilled section

Hygiene and Safety

- Mobile with front brakes as standard allows stress-free maintenance and cleaning
- Ergonomic handles at the rear for easy manoeuvrability
- General construction from 304 and 430 grade bright polished stainless steel.
- All glass 6mm toughened.
- High-grade insulation improves temperature retention within the appliance
- Coated evaporator coils provide longer life with optimised performance and hygiene

Ambient Display



MODEL	Weight kg	Dimensions L x D x H mm	Rear Doors	Capacity (m ³)	Power Rating kw	PRICE
MA1	97	650 x 680 x 1825	No	4 x Ambient/0.14	0.15	£2292
MA1D	107	650 x 680 x 1825	Yes	4 x Ambient/0.14	0.15	£2980

Optional Extras

MIB Impulse basket - per unit £129

Function

- Complimentary ambient display cabinet
- Ideal for confectionary, biscuits, doughnuts and crisps etc.

Controls

- Independent illumination on / off switch concealed behind lift up hinged flap
- Complete with 13amp plug and cable [Plug in and go]

Display Features

- Full length LED lighting provides a striking food product illumination and presentation.
- Four fully adjustable and removable rod shelves increase efficiency

- Shelves can be positioned either sloping or horizontal or a combination of both
- Each shelf fitted with heavy duty stainless steel price tag / product info holders

Hygiene and Safety

- Mobile with front brakes as standard allows stress-free maintenance and cleaning
- Ergonomic handles at the rear for easy manoeuvrability
- General construction from 304 and 430 grade bright polished stainless steel.
- All glass 6mm toughened.

For all our drop in models

Details of cut out dimensions in counter top to take drop in units and ventilation system can be found in our Drop in users manual.

Height shown are from work surface to the top of gantry.

We recommend all details are checked for suitability prior to order.



The new Drop-in Range of Food Display Modules provide a standard range of matching units and accessories that allow you to insert the working parts of a food service counter into any new or existing ambient counter structure. The units are delivered ready to drop into shop-fitted service counters, custom-built breakfast bars or buffets made from stainless steel, granite, marble, Wood, tiles or Corian.

Our design and manufacturing techniques deliver an inviting aesthetic and covenant operation working in unison. Flexibility enables a customised solution, providing an optimum food service layout. Hot and chilled models are available with curved or square glass profiles for high visibility of merchandise.

Drop-In Range

- Bain-Marie Dry Heat Model Drop-ins
- Bain-Marie Wet Heat Model Drop-ins
- Hot Top Models Drop-ins
- Refrigerated Well Models Drop-ins
- Refrigerated Display 3 Shelf (High Level) Drop-ins
- Refrigerated Display 2 Shelf (Low Level) Drop-ins
- Grab & Go - Heated Display Models Drop-ins
- Drop-In Accessories



Drop-ins 2 ranges available
Curveline Range with curved glass
Sheerline Range with square glass



Drop-in Bain-Marie Dry Heat Models

No Gantry



MODEL	Weight kg	Dimensions L x D mm	Height above display top	1/1 Gastronorm capacity	No. of 220w lamps	Electrical supply	Power Rating kw	PRICE
D2BMNG	23	830 x 660	13	2	N/A	13amp	0.9	£1016
D3BMNG	29	1158 x 660	13	3	N/A	13amp	1.5	£1082
D4BMNG	36	1486 x 660	13	4	N/A	13amp	1.5	£1132
D5BMNG	44	1814 x 660	13	5	N/A	13amp	1.9	£1200

Curved Glass Open Front



MODEL	Weight kg	Dimensions L x D mm	Height above display top	1/1 Gastronorm capacity	No. of 220w lamps	Electrical supply	Power Rating kw	PRICE
D2BM	30	830 x 660	408	2	1	13amp	1.12	£1280
D3BM	38	1158 x 660	408	3	2	13amp	1.94	£1380
D4BM	47	1486 x 660	408	4	3	13amp	2.16	£1488
D5BM	57	1814 x 660	408	5	4	13amp	2.78	£1616

Curved Glass Closed Front



MODEL	Weight kg	Dimensions L x D mm	Height above display top	1/1 Gastronorm capacity	No. of 220w lamps	Electrical supply	Power Rating kw	PRICE
D2BMF	38	830 x 660	408	2	1	13amp	1.12	£1600
D3BMF	47	1158 x 660	408	3	2	13amp	1.94	£1708
D4BMF	57	1486 x 660	408	4	3	13amp	2.16	£1832
D5BMF	68	1814 x 660	408	5	4	13amp	2.78	£1977

Square Glass Open Front



MODEL	Weight kg	Dimensions L x D mm	Height above display top	1/1 Gastronorm capacity	No. of 220w lamps	Electrical supply	Power Rating kw	PRICE
D2BMSL	36	830 x 660	396	2	1	13amp	1.12	£1364
D3BMSL	47	1158 x 660	396	3	2	13amp	1.94	£1498
D4BMSL	59	1486 x 660	396	4	3	13amp	2.16	£1616
D5BMSL	71	1814 x 660	396	5	4	13amp	2.78	£1744

Square Glass Closed Front



MODEL	Weight kg	Dimensions L x D mm	Height above display top	1/1 Gastronorm capacity	No. of 220w lamps	Electrical supply	Power Rating kw	PRICE
D2BMSLF	44	830 x 660	396	2	1	13amp	1.12	£1368
D3BMSLF	55	1158 x 660	396	3	2	13amp	1.94	£1516
D4BMSLF	67	1486 x 660	396	4	3	13amp	2.16	£1648
D5BMSLF	79	1814 x 660	396	5	4	13amp	2.78	£1972

Curved Glass Deli (shelf not heated)



MODEL	Weight kg	Dimensions L x D mm	Height above display top	1/1 Gastronorm capacity	No. of 220w lamps	Electrical supply	Power Rating kw	PRICE
D2BMD	40	830 x 660	540	2	1	13amp	1.12	£2256
D3BMD	52	1158 x 660	540	3	2	13amp	1.94	£2424
D4BMD	65	1486 x 660	540	4	3	13amp	2.16	£2608
D5BMD	76	1814 x 660	540	5	4	13amp	2.78	£2804

Square Glass Deli (shelf not heated)



MODEL	Weight kg	Dimensions L x D mm	Height above display top	1/1 Gastronorm capacity	No. of 220w lamps	Electrical supply	Power Rating kw	PRICE
D2BMSDL	44	830 x 660	540	2	1	13amp	1.12	£1516
D3BMSDL	54	1158 x 660	540	3	2	13amp	1.94	£1684
D4BMSDL	67	1486 x 660	540	4	3	13amp	2.16	£1848
D5BMSDL	79	1814 x 660	540	5	4	13amp	2.78	£2032

Options for Bain Marie Dry Heat

Neo Ceram Glass Insert GN 1/1 DNCA **£150**
Gastronorm Containers and Lids **POA**

Cutting Block **POA**

Note: All units with SL come with gantry glass flat packed for assembly on site.

Drop-in Bain-Marie Wet Heat Models

No Gantry



MODEL	Weight kg	Dimensions L x D mm	Height above display top	1/1 Gastronorm capacity	No. of 220w lamps	Electrical supply	Power Rating kw	PRICE
D2BMWNG	27	830 x 660	13	2	N/A	13amp	2.0	£1024
D3BMWNG	35	1158 x 660	13	3	N/A	16amp	3.0	£1156
D4BMWNG	44	1486 x 660	13	4	N/A	32amp	4.0	£1284
D5BMWNG	54	1814 x 660	13	5	N/A	32amp	5.0	£1416

Curved Glass Open Front



MODEL	Weight kg	Dimensions L x D mm	Height above display top	1/1 Gastronorm capacity	No. of 220w lamps	Electrical supply	Power Rating kw	PRICE
D2BMW	34	830 x 660	408	2	1	13amp	2.22	£1395
D3BMW	44	1158 x 660	408	3	2	16amp	3.44	£1564
D4BMW	55	1486 x 660	408	4	3	32amp	4.66	£1752
D5BMW	67	1814 x 660	408	5	4	32amp	5.88	£1956

Curved Glass Closed Front



MODEL	Weight kg	Dimensions L x D mm	Height above display top	1/1 Gastronorm capacity	No. of 220w lamps	Electrical supply	Power Rating kw	PRICE
D2BMWF	44	830 x 660	408	2	1	13amp	2.22	£1740
D3BMWF	53	1158 x 660	408	3	2	16amp	3.44	£1916
D4BMWF	65	1486 x 660	408	4	3	32amp	4.66	£2124
D5BMWF	78	1814 x 660	408	5	4	32amp	5.88	£2336

Square Glass Open Front



MODEL	Weight kg	Dimensions L x D mm	Height above display top	1/1 Gastronorm capacity	No. of 220w lamps	Electrical supply	Power Rating kw	PRICE
D2BMWSL	40	830 x 660	396	2	1	13amp	2.22	£1500
D3BMWSL	53	1158 x 660	396	3	2	16amp	3.44	£1700
D4BMWSL	67	1486 x 660	396	4	3	32amp	4.66	£1904
D5BMWSL	81	1814 x 660	396	5	4	32amp	5.88	£2112

Square Glass Closed Front



MODEL	Weight kg	Dimensions L x D mm	Height above display top	1/1 Gastronorm capacity	No. of 220w lamps	Electrical supply	Power Rating kw	PRICE
D2BMWSLF	48	830 x 660	396	2	1	13amp	2.22	£1508
D3BMWSLF	61	1158 x 660	396	3	2	16amp	3.44	£1724
D4BMWSLF	75	1486 x 660	396	4	3	32amp	4.66	£1936
D5BMWSLF	89	1814 x 660	396	5	4	32amp	5.88	£2148

Curved Glass Deli (shelf not heated)



MODEL	Weight kg	Dimensions L x D mm	Height above display top	1/1 Gastronorm capacity	No. of 220w lamps	Electrical supply	Power Rating kw	PRICE
D2BMWD	44	830 x 660	540	2	1	13amp	2.22	£2392
D3BMWD	58	1158 x 660	540	3	2	16amp	3.44	£2628
D4BMWD	76	1486 x 660	540	4	3	32amp	4.66	£2892
D5BMWD	86	1814 x 660	540	5	4	32amp	5.88	£3168

Square Glass Deli (shelf not heated)



MODEL	Weight kg	Dimensions L x D mm	Height above display top	1/1 Gastronorm capacity	No. of 220w lamps	Electrical supply	Power Rating kw	PRICE
D2BMWDSL	48	830 x 660	540	2	1	13amp	2.22	£1640
D3BMWDSL	60	1158 x 660	540	3	2	16amp	3.44	£1872
D4BMWDSL	75	1486 x 660	540	4	3	32amp	4.66	£2104
D5BMWDSL	89	1814 x 660	540	5	4	32amp	5.88	£2348

Options for Bain Marie Wet Heat

Neo Ceram Glass Insert GN 1/1 DNCA **£150**
Gastronorm Containers and Lids **POA**

Cutting Block **POA**


Note: All units with SL come with gantry glass flat packed for assembly on site.

For latest information visit: www.ermoffat.co.uk

For Technical and Installation: Essential requirements please refer to page 4 & 5

Drop-in Hot Top Models

No Gantry



MODEL	Weight kg	Dimensions L x D mm	Height above display top	1/1 Gastronorm capacity	No. of 220w lamps	Electrical supply	Power Rating kw	PRICE
D2HTNG	18	830 x 660	0	2	N/A	13amp	0.36	£776
D3HTNG	24	1158 x 660	0	3	N/A	13amp	0.54	£969
D4HTNG	31	1486 x 660	0	4	N/A	13amp	0.72	£1152
D5HTNG	39	1814 x 660	0	5	N/A	13amp	0.90	£1332

Curved Glass Open Front



MODEL	Weight kg	Dimensions L x D mm	Height above display top	1/1 Gastronorm capacity	No. of 220w lamps	Electrical supply	Power Rating kw	PRICE
D2HT	24	830 x 660	408	2	1	13amp	0.58	£1076
D3HT	31	1158 x 660	408	3	2	13amp	0.98	£1288
D4HT	39	1486 x 660	408	4	3	13amp	1.38	£1516
D5HT	48	1814 x 660	408	5	4	13amp	1.78	£1760

Curved Glass Closed Front



MODEL	Weight kg	Dimensions L x D mm	Height above display top	1/1 Gastronorm capacity	No. of 220w lamps	Electrical supply	Power Rating kw	PRICE
D2HTF	36	830 x 660	408	2	1	13amp	0.58	£1396
D3HTF	46	1158 x 660	408	3	2	13amp	0.98	£1612
D4HTF	57	1486 x 660	408	4	3	13amp	1.38	£1860
D5HTF	68	1814 x 660	408	5	4	13amp	1.78	£2112

Square Glass Open Front



MODEL	Weight kg	Dimensions L x D mm	Height above display top	1/1 Gastronorm capacity	No. of 220w lamps	Electrical supply	Power Rating kw	PRICE
D2HTSL	30	830 x 660	396	2	1	13amp	0.58	£1160
D3HTSL	40	1158 x 660	396	3	2	13amp	0.98	£1396
D4HTSL	51	1486 x 660	396	4	3	13amp	1.38	£1644
D5HTSL	63	1814 x 660	396	5	4	13amp	1.78	£1884

Square Glass Closed Front



MODEL	Weight kg	Dimensions L x D mm	Height above display top	1/1 Gastronorm capacity	No. of 220w lamps	Electrical supply	Power Rating kw	PRICE
D2HTSLF	38	830 x 660	396	2	1	13amp	0.58	£1168
D3HTSLF	48	1158 x 660	396	3	2	13amp	0.98	£1424
D4HTSLF	59	1486 x 660	396	4	3	13amp	1.38	£1676
D5HTSLF	71	1814 x 660	396	5	4	13amp	1.78	£1928

Curved Glass Deli (shelf not heated)



MODEL	Weight kg	Dimensions L x D mm	Height above display top	1/1 Gastronorm capacity	No. of 220w lamps	Electrical supply	Power Rating kw	PRICE
D2HTD	34	830 x 660	540	2	1	13amp	0.58	£2048
D3HTD	46	1158 x 660	540	3	2	13amp	0.98	£2332
D4HTD	57	1486 x 660	540	4	3	13amp	1.38	£2632
D5HTD	68	1814 x 660	540	5	4	13amp	1.78	£2940

Square Glass Deli (shelf not heated)



MODEL	Weight kg	Dimensions L x D mm	Height above display top	1/1 Gastronorm capacity	No. of 220w lamps	Electrical supply	Power Rating kw	PRICE
D2HTDSL	38	830 x 660	540	2	1	13amp	0.58	£1352
D3HTDSL	48	1158 x 660	540	3	2	13amp	0.98	£1628
D4HTDSL	59	1486 x 660	540	4	3	13amp	1.38	£1920
D5HTDSL	71	1814 x 660	540	5	4	13amp	1.78	£2212

Options for Hot Top

Carving Plate adaptor VCCP £100

Cutting Block POA

Note: All units with SL come with gantry glass flat packed for assembly on site.

Drop-in Refrigerated Well Models

No Gantry



MODEL	Weight kg	Dimensions L x D mm	Height above display top	1/1 Gastronorm capacity	No of LED Lamps	Electrical supply	Power Rating kw	PRICE
D2RWNG	67	830 x 660	25	2	4	13amp	1.0	£2408
D3RWNG	76	1158 x 660	25	3	5	13amp	1.5	£2751
D4RWNG	85	1486 x 660	25	4	6	13amp	1.5	£2968
D5RWNG	93	1814 x 660	25	5	7	13amp	2.0	£3336

Curved Glass Open Front



MODEL	Weight kg	Dimensions L x D mm	Height above display top	1/1 Gastronorm capacity	No of LED Lamps	Electrical supply	Power Rating kw	PRICE
D2RW	74	830 x 660	408	2	4	13amp	1.0	£2804
D3RW	85	1158 x 660	408	3	5	13amp	1.5	£2896
D4RW	95	1486 x 660	408	4	6	13amp	1.5	£3148
D5RW	105	1814 x 660	408	5	7	13amp	2.0	£3564

Curved Glass Closed Front



MODEL	Weight kg	Dimensions L x D mm	Height above display top	1/1 Gastronorm capacity	No of LED Lamps	Electrical supply	Power Rating kw	PRICE
D2RWF	82	830 x 660	408	2	4	13amp	1.0	£3088
D3RWF	94	1158 x 660	408	3	5	13amp	1.5	£3192
D4RWF	105	1486 x 660	408	4	6	13amp	1.5	£3448
D5RWF	116	1814 x 660	408	5	7	13amp	2.0	£3876

Square Glass Open Front



MODEL	Weight kg	Dimensions L x D mm	Height above display top	1/1 Gastronorm capacity	No of LED Lamps	Electrical supply	Power Rating kw	PRICE
D2RWSL	74	830 x 660	396	2	4	13amp	1.0	£2848
D3RWSL	85	1158 x 660	396	3	5	13amp	1.5	£2960
D4RWSL	95	1486 x 660	396	4	6	13amp	1.5	£3232
D5RWSL	105	1814 x 660	396	5	7	13amp	2.0	£3652

Square Glass Closed Front



MODEL	Weight kg	Dimensions L x D mm	Height above display top	1/1 Gastronorm capacity	No of LED Lamps	Electrical supply	Power Rating kw	PRICE
D2RWSLF	82	830 x 660	396	2	4	13amp	1.0	£2860
D3RWSLF	94	1158 x 660	396	3	5	13amp	1.5	£2972
D4RWSLF	105	1486 x 660	396	4	6	13amp	1.5	£3264
D5RWSLF	116	1814 x 660	396	5	7	13amp	2.0	£3688

Curved Glass Deli (shelf not chilled)



MODEL	Weight kg	Dimensions L x D mm	Height above display top	1/1 Gastronorm capacity	No of LED Lamps	Electrical supply	Power Rating kw	PRICE
D2RWD	78	830 x 660	540	2	4	13amp	1.0	£3728
D3RWD	91	1158 x 660	540	3	5	13amp	1.5	£3888
D4RWD	102	1486 x 660	540	4	6	13amp	1.5	£4208
D5RWD	115	1814 x 660	540	5	7	13amp	2.0	£4692

Square Glass Deli (shelf not chilled)



MODEL	Weight kg	Dimensions L x D mm	Height above display top	1/1 Gastronorm capacity	No of LED Lamps	Electrical supply	Power Rating kw	PRICE
D2RWDSL	82	830 x 660	540	2	4	13amp	1.0	£3000
D3RWDSL	94	1158 x 660	540	3	5	13amp	1.5	£3156
D4RWDSL	105	1486 x 660	540	4	6	13amp	1.5	£3464
D5RWDSL	117	1814 x 660	540	5	7	13amp	2.0	£3928

Options for Refrigerated Well

Cutting Block **POA**

- Refrigerated multi -tier wells do not accommodate GN 1/1
- Size 2 models are made for straight through ventilation (front to back) other options are available on request Size 3, 4 & 5 have ventilation on the operators side.

Note: All units with SL come with gantry glass flat packed for assembly on site.

For latest information visit: www.ermoffat.co.uk

For Technical and Installation: Essential requirements please refer to page 4 & 5

Drop-in Refrigerated Display 3 shelf Models (High Level)

Curved Glass Open Front,
Doors to Rear



MODEL	Weight kg	Dimensions L x D mm	Height above display top	No of Display shelves	LED Roll Illumination	Electrical supply	Power Rating kw	PRICE
D2RD	124	830 x 660	750	3	Yes	13amp	1.5	£3852
D3RD	149	1158 x 660	750	3	Yes	13amp	2.0	£4272
D4RD	171	1486 x 660	750	3	Yes	13amp	2.0	£4628
D5RD	196	1814 x 660	750	3	Yes	13amp	2.5	£5016

Curved Glass Closed Front,
Doors to Rear



MODEL	Weight kg	Dimensions L x D mm	Height above display top	No of Display shelves	LED Roll Illumination	Electrical supply	Power Rating kw	PRICE
D2RDF	132	830 x 660	750	3	Yes	13amp	1.5	£3892
D3RDF	158	1158 x 660	750	3	Yes	13amp	2.0	£4304
D4RDF	181	1486 x 660	750	3	Yes	13amp	2.0	£4700
D5RDF	207	1814 x 660	750	3	Yes	13amp	2.5	£5120

Curved Glass Open Front,
Closed Rear Front Controls



MODEL	Weight kg	Dimensions L x D mm	Height above display top	No of Display shelves	LED Roll Illumination	Electrical supply	Power Rating kw	PRICE
D2RDFC	114	830 x 660	750	3	Yes	13amp	1.5	£3892
D3RDFC	134	1158 x 660	750	3	Yes	13amp	2.0	£4340
D4RDFC	151	1486 x 660	750	3	Yes	13amp	2.0	£4722
D5RDFC	182	1814 x 660	750	3	Yes	13amp	2.5	£5264

Lockable Front Shutters,
Doors to Rear



MODEL	Weight kg	Dimensions L x D mm	Height above display top	No of Display shelves	LED Roll Illumination	Electrical supply	Power Rating kw	PRICE
D2RDSA	129	830 x 660	800	3	Yes	13amp	1.5	£5864
D3RDSA	155	1158 x 660	800	3	Yes	13amp	2.0	£6276
D4RDSA	178	1486 x 660	800	3	Yes	13amp	2.0	£6660
D5RDSA	204	1814 x 660	800	3	Yes	13amp	2.5	£7132

Square Glass Open Front,
Doors to Rear



MODEL	Weight kg	Dimensions L x D mm	Height above display top	No of Display shelves	LED Roll Illumination	Electrical supply	Power Rating kw	PRICE
D2RDSL	126	830 x 660	750	3	Yes	13amp	1.5	£3928
D3RDSL	152	1158 x 660	750	3	Yes	13amp	2.0	£4376
D4RDSL	175	1486 x 660	750	3	Yes	13amp	2.0	£4768
D5RDSL	201	1814 x 660	750	3	Yes	13amp	2.5	£5184

Square Glass Closed Front,
Doors to Rear



MODEL	Weight kg	Dimensions L x D mm	Height above display top	No of Display shelves	LED Roll Illumination	Electrical supply	Power Rating kw	PRICE
D2RDSLFC	134	830 x 660	750	3	Yes	13amp	1.5	£3972
D3RDSLFC	161	1158 x 660	750	3	Yes	13amp	2.0	£4492
D4RDSLFC	185	1486 x 660	750	3	Yes	13amp	2.0	£4916
D5RDSLFC	212	1814 x 660	750	3	Yes	13amp	2.5	£5372

Square Glass Open Front,
Closed Rear Front Controls



MODEL	Weight kg	Dimensions L x D mm	Height above display top	No of Display shelves	LED Roll Illumination	Electrical supply	Power Rating kw	PRICE
D2RDSLFC	124	830 x 660	750	3	Yes	13amp	1.5	£3860
D3RDSLFC	146	1158 x 660	750	3	Yes	13amp	2.0	£4356
D4RDSLFC	165	1486 x 660	750	3	Yes	13amp	2.0	£4688
D5RDSLFC	187	1814 x 660	750	3	Yes	13amp	2.5	£5208

Options for Refrigerated Display

Roller Blinds Size 2 **£385**
Roller Blinds Size 3 **£415**

Roller Blinds Size 4 **£445**
Roller Blinds Size 5 **£475**

- Refrigerated multi-tier wells do not accommodate GN 1/1
- Size 2 models are made for straight through ventilation (front to back) other options are available on request Size 3, 4 & 5 have ventilation on the operators side.

Warning: Chilled Multi Deck Units are not designed to operate in full mode for more than 24 hours, unless an optional Night Blind has been fitted

Drop-in Refrigerated Display 2 shelf Models (Low Level)

Curved Glass Open Front,
Doors to Rear



MODEL	Weight kg	Dimensions L x D mm	Height above display top	No of Display shelves	LED Roll Illumination	Electrical supply	Power Rating kw	PRICE
D2RDL	114	830 x 660	540	2	Yes	13amp	1.5	£3524
D3RDL	134	1158 x 660	540	2	Yes	13amp	2.0	£3896
D4RDL	151	1486 x 660	540	2	Yes	13amp	2.0	£4228
D5RDL	171	1814 x 660	540	2	Yes	13amp	2.5	£4576

Curved Glass Closed Front,
Doors to Rear



MODEL	Weight kg	Dimensions L x D mm	Height above display top	No of Display shelves	LED Roll Illumination	Electrical supply	Power Rating kw	PRICE
D2RDLF	122	830 x 660	540	2	Yes	13amp	1.5	£3544
D3RDLF	143	1158 x 660	540	2	Yes	13amp	2.0	£3964
D4RDLF	161	1486 x 660	540	2	Yes	13amp	2.0	£4332
D5RDLF	182	1814 x 660	540	2	Yes	13amp	2.5	£4716

Curved Glass Open Front,
Closed Rear Front Controls



MODEL	Weight kg	Dimensions L x D mm	Height above display top	No of Display shelves	LED Roll Illumination	Electrical supply	Power Rating kw	PRICE
D2RDLC	104	830 x 660	540	2	Yes	13amp	1.5	£3548
D3RDLC	119	1158 x 660	540	2	Yes	13amp	2.0	£3952
D4RDLC	131	1486 x 660	540	2	Yes	13amp	2.0	£4300
D5RDLC	157	1814 x 660	540	2	Yes	13amp	2.5	£4672

Lockable Front Shutters,
Doors to Rear



MODEL	Weight kg	Dimensions L x D mm	Height above display top	No of Display shelves	LED Roll Illumination	Electrical supply	Power Rating kw	PRICE
D2RDLSA	119	830 x 660	590	2	Yes	13amp	1.5	£5520
D3RDLSA	140	1158 x 660	590	2	Yes	13amp	2.0	£5940
D4RDLSA	158	1486 x 660	590	2	Yes	13amp	2.0	£6264
D5RDLSA	179	1814 x 660	590	2	Yes	13amp	2.5	£6712

Square Glass Open Front,
Doors to Rear



MODEL	Weight kg	Dimensions L x D mm	Height above display top	No of Display shelves	LED Roll Illumination	Electrical supply	Power Rating kw	PRICE
D2RDLSL	116	830 x 660	540	2	Yes	13amp	1.5	£3584
D3RDLSL	137	1158 x 660	540	2	Yes	13amp	2.0	£4016
D4RDLSL	155	1486 x 660	540	2	Yes	13amp	2.0	£4360
D5RDLSL	176	1814 x 660	540	2	Yes	13amp	2.5	£4740

Square Glass Closed Front,
Doors to Rear



MODEL	Weight kg	Dimensions L x D mm	Height above display top	No of Display shelves	LED Roll Illumination	Electrical supply	Power Rating kw	PRICE
D2RDLSLF	124	830 x 660	540	2	Yes	13amp	1.5	£3640
D3RDLSLF	146	1158 x 660	540	2	Yes	13amp	2.0	£4092
D4RDLSLF	165	1486 x 660	540	2	Yes	13amp	2.0	£4452
D5RDLSLF	187	1814 x 660	540	2	Yes	13amp	2.5	£4844

Square Glass Open Front,
Closed Rear Front Controls



MODEL	Weight kg	Dimensions L x D mm	Height above display top	No of Display shelves	LED Roll Illumination	Electrical supply	Power Rating kw	PRICE
D2RDLSLFC	114	830 x 660	540	2	Yes	13amp	1.5	£3660
D3RDLSLFC	131	1158 x 660	540	2	Yes	13amp	2.0	£4160
D4RDLSLFC	145	1486 x 660	540	2	Yes	13amp	2.0	£4520
D5RDLSLFC	162	1814 x 660	540	2	Yes	13amp	2.5	£4928

Options for Refrigerated Display

Roller Blinds Size 2 £385
Roller Blinds Size 3 £415

Roller Blinds Size 4 £445
Roller Blinds Size 5 £475

- Refrigerated multi-tier wells do not accommodate GN 1/1
- Size 2 models are made for straight through ventilation (front to back) other options are available on request Size 3, 4 & 5 have ventilation on the operators side.

Warning: Chilled Multi Deck Units are not designed to operate in full mode for more than 24 hours, unless an optional Night Blind has been fitted

For latest information visit: www.ermoffat.co.uk

For Technical and Installation: Essential requirements please refer to page 4 & 5

Drop-in Heated/ Ambient Models (Grab & Go)

Curved Glass Open Front,
Doors to Rear



MODEL	Weight kg	Dimensions L x D mm	Height above display top	No of Display shelves	Electrical supply	Power Rating kw	PRICE
D2GH	66	830 x 660	750	3	13amp	2.5	£2572
D3GH	87	1158 x 660	750	3	13amp	2.5	£2760

Curved Glass Open Front,
Closed Rear, Front Controls



MODEL	Weight kg	Dimensions L x D mm	Height above display top	No of Display shelves	Electrical supply	Power Rating kw	PRICE
D2GHFC	60	830 x 660	750	3	13amp	2.5	£2224
D3GHFC	81	1158 x 660	750	3	13amp	2.5	£2396

Curved Glass Open Front,
Doors to Rear



MODEL	Weight kg	Dimensions L x D mm	Height above display top	No of Display shelves	Electrical supply	Power Rating kw	PRICE
D2GA	61	830 x 660	750	3	13amp	0.2	£1824
D3GA	82	1158 x 660	750	3	13amp	0.2	£1952

Curved Glass Open Front,
Closed Rear, Front Controls



MODEL	Weight kg	Dimensions L x D mm	Height above display top	No of Display shelves	Electrical supply	Power Rating kw	PRICE
D2GAFC	60	830 x 660	750	3	13amp	0.2	£1476
D3GAFC	81	1158 x 660	750	3	13amp	0.2	£1588

Square Glass Open Front,
Doors to Rear



MODEL	Weight kg	Dimensions L x D mm	Height above display top	No of Display shelves	Electrical supply	Power Rating kw	PRICE
D2GHSL	68	830 x 660	750	3	13amp	2.5	£2536
D3GHSL	90	1158 x 660	750	3	13amp	2.5	£2760

Square Glass Open Front,
Closed Rear, Front Controls



MODEL	Weight kg	Dimensions L x D mm	Height above display top	No of Display shelves	Electrical supply	Power Rating kw	PRICE
D2GHSLFC	62	830 x 660	750	3	13amp	2.5	£2192
D3GHSLFC	84	1158 x 660	750	3	13amp	2.5	£2396

Square Glass Open Front,
Doors to Rear



MODEL	Weight kg	Dimensions L x D mm	Height above display top	No of Display shelves	Electrical supply	Power Rating kw	PRICE
D2GASL	62	830 x 660	750	3	13amp	0.2	£1792
D3GASL	83	1158 x 660	750	3	13amp	0.2	£1956

Square Glass Open Front,
Closed Rear, Front Controls



MODEL	Weight kg	Dimensions L x D mm	Height above display top	No of Display shelves	Electrical supply	Power Rating kw	PRICE
D2GASLFC	61	830 x 660	750	3	13amp	0.2	£1444
D3GASLFC	82	1158 x 660	750	3	13amp	0.2	£1524

Options for Heated/Ambient Display

Roller Blinds Size 2 **£385**
Roller Blinds Size 3 **£415**

Roller Blinds Size 4 **£445**
Roller Blinds Size 5 **£475**

GH = Heated **GA** = Ambient

Drop-In Accessories

Soup Dispenser (Pots Included)



MODEL	Weight kg	Dimensions L x D mm	Height above display top	Soup Pot Capacity	Electrical supply	Power Rating kw	PRICE
D1SD	5	300 x 455	70	4 Litre	13amp	0.35	£590
D2SD	8	550 x 455	70	4 Litre x 2	13amp	0.7	£609

Cutlery/Condiment Dispenser (Containers Included)



MODEL	Weight kg	Dimensions L x D mm	Height above display top	Electrical supply	Power Rating kw	PRICE
D3CC	4	500 x 456	289	-	-	£185

Display Shelf (Baskets Included)



MODEL	Weight kg	Dimensions L x D mm	Height above display top	Electrical supply	Power Rating kw	PRICE
D2WB	6	550 x 439	568	-	-	£304

In-Counter Universal Crockery Dispensers



MODEL	Weight kg	Dimensions L x D mm	Height above display top	Capacity	Electrical supply	Power Rating kw	PRICE
DHD1	13	420 x 345	30	65	13amp	0.6	£417
DAD1	11	420 x 345	30	65	-	-	£267



Any size or shape of plate with in 300mm (12in) Square

Note: The heated dispensers are complete with a mains lead and 13 amp plug as standard

In-Counter Dispensers



MODEL	Weight kg	Dimensions L x D mm	Height above display top	Capacity	Electrical supply	Power rating kw	PRICE
DUP1	15	400 x 400	150	65	-	-	£437
DUP2	27	400 x 740	150	2 x 65	-	-	£695
DHP1	16	400 x 400	150	65	13amp	0.6	£596
DHP2	28	400 x 740	150	2 x 65	13amp	1.2	£948



H = Heated U = Unheated

Roll Under Hot Cupboards

Roll Under Hot Cupboards



MODEL	Weight kg	Dimensions L x D x H mm	Electrical supply	Power Rating kw	PRICE
HC2RU	34	850 x 660 x 600	13amp 230v	1.0	£1162
HC3RU	49	1150 x 660 x 600	13amp 230v	1.5	£1259
HC4RU	65	1450 x 660 x 600	13amp 230v	1.5	£1440
HC5RU	81	1750 x 660 x 600	13amp 230v	1.9	£1606

For latest information visit: www.ermoffat.co.uk

For Technical and Installation: Essential requirements please refer to page 4 & 5



Hot Cupboards and Bains Marie

- Premier Electric Heated Units
- Overhead Shelving Units, Focus Green
- The Focus Budget Solution
- Food Conveyance Carts
- COSHH
- MH9
- Light Duty
- Tallboy
- Heated Drawers
- Pie Cabinet



Premier Electric Heated Units

Premier Eco Plain Top Hot Cupboard



MODEL	Weight kg	Dimensions L x D x H mm	Electrical Supply	Power Rating kw	PRICE
HC2E	63	884 x 750 x 900	13amp	1.0	£1232
HC3E	78	1212 x 750 x 900	13amp	1.5	£1351
HC4E	95	1540 x 750 x 900	13amp	1.5	£1560
HC5E	111	1868 x 750 x 900	13amp	1.9	£1747
HC6E	130	2196 x 750 x 900	13amp	2.0	£1936

Optional Extras

DOORS BOTH SIDES (Add DBS after code)

Size 2 **£326**

Size 3 **£395**

Size 4 **£525**

Size 5 **£591**

Size 6 **£652**

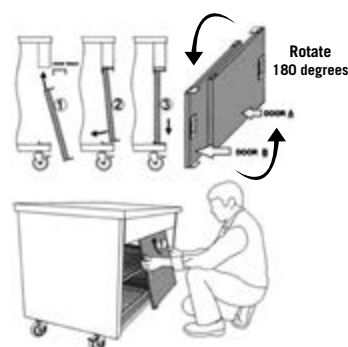
Door Locks (all models) **£81**

Insulated Top **£102**

Note: for easy cleaning all units are fitted with castors as standard

- Heavy duty all stainless steel construction
- Bright polished stainless steel interior
- Fitted two CP rod shelves with heavy duty SS supports Chrome plated
- Flat stainless steel base with no element recess to collect debris
- Base and door track in one piece for easy cleaning
- Stainless steel sliding doors lift off for cleaning and maintenance
- Double life slides
- Doors fitted with heavy duty slides for easy operation and long life
- Fan assisted heating system lifts out for cleaning and maintenance
- Control panel at RH end slides out for ease of installation and maintenance
- Thermostatically controlled hot cupboard with fan assisted removable heating unit, 30°-110°C
- Fitted with 2m long cord and 13amp plug
- Castors fitted as standard
- Feet can be supplied, at no extra cost, but must be stated on order

Double life slides



Premier Eco Wet/Dry Well Bain Marie/Hot Cupboard



MODEL	Weight kg	Dimensions L x D x H mm	Electrical Supply	Power Rating kw	Cutout for 1/1 Gastronorm Containers	PRICE
HB2E	65	884 x 750 x 900	13amp	2.4	2	£1614
HB3E	81	1212 x 750 x 900	13amp	2.9	3	£1731
HB4E	100	1540 x 750 x 900	13amp	2.9	4	£1988
HB5E	118	1868 x 750 x 900	16amp	3.5	5	£2198
HB6E	138	2196 x 750 x 900	32amp	3.8	6	£2412

Premier Units

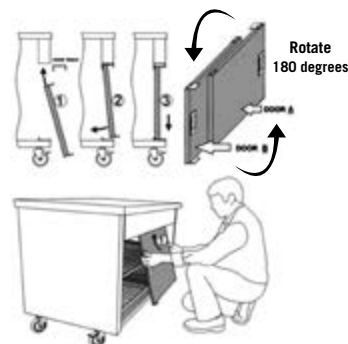
- All base units are supplied with a cable and plug including the non 13amp models- which are supplied with 16 amp and 32 amp single phase commando plugs
- Please note : When gantries are added this is a special requirement such as an HB4E & O2H15. Will affect total loading differing from that shown above. Electrical power cable requirement must be stated on the order

Units with a total power rating of 2.9Kw or less will come fitted with a 2 meter cable 13A plug as standard.

Note: for easy cleaning all units are fitted with castors as standard

- Heavy duty bain marie / hotcupboard constructed as premier hotcupboard
- Bain Marie top in stainless steel with opening well to take gastronorm containers
- Bain Marie opening has a raised lip all round to prevent the ingress of debris into the well and to make it easy to remove the gastronorm pans (no need to use implements to raise the pan edge for lifting).
- Unprecedented even flow of hot air re-circulates throughout the unit
- Bain Marie = 3 position energy regulator
- Modern insulating methods help keep running costs low reducing the carbon footprint
- Features satin and bright polished stainless steel
- Thermostatically controlled hot cupboard with fan assisted removable heating unit, 30°-110°C
- Castors fitted as standard
- Feet can be supplied, at no extra cost, but must be stated on order

Double life slides



Optional Extras

DOORS BOTH SIDES (Add DBS after code)

Size 2 **£326**

Size 3 **£395**

Size 4 **£525**

Size 5 **£591**

Size 6 **£652**

Door Locks (all models) **£81**

Overhead Shelving Units (When ordering please specify position of gantry, if being factory fitted)

One Tier Unheated

MODEL	Dimensions L x D x H mm	Weight Kg	PRICE
01A9	875 x 300 x 325	7	£252
01A12	1190 x 300 x 325	9	£256
01A15	1490 x 300 x 325	12	£265
01A18	1790 x 300 x 325	14	£275
01A21	2140 x 300 x 325	17	£282



One Tier Heated

MODEL	Dimensions L x D x H mm	Weight Kg	No of 220 Watt Lamps Fitted	Electrical Supply	Overall Loading kw	PRICE
01H9	875 x 300 x 325	7	2	13amp	0.44	£454
01H12	1190 x 300 x 325	9	3	13amp	0.66	£522
01H15	1490 x 300 x 325	12	4	13amp	0.88	£598
01H18	1790 x 300 x 325	14	5	13amp	1.1	£678
01H21	2140 x 300 x 325	17	6	13amp	1.32	£750



Two Tier Unheated

MODEL	Dimensions L x D x H mm	Weight Kg	PRICE
02A9	875 x 300 x 650	14	£304
02A12	1190 x 300 x 650	19	£318
02A15	1490 x 300 x 650	25	£330
02A18	1790 x 300 x 650	29	£348
02A21	2140 x 300 x 650	35	£362

Two Tier Heated

MODEL	Dimensions L x D x H mm	Weight Kg	No of 220 Watt Lamps Fitted	Electrical Supply	Overall Loading kw	PRICE
02H9	875 x 300 x 650	14	4	13amp	0.88	£686
02H12	1190 x 300 x 650	19	6	13amp	1.32	£830
02H15	1490 x 300 x 650	25	8	13amp	1.76	£970
02H18	1790 x 300 x 650	29	10	13amp	2.20	£1118
02H21	2140 x 300 x 650	35	12	13amp	2.69	£1266

Three Tier Unheated

MODEL	Dimensions L x D x H mm	Weight Kg	PRICE
03A9	875 x 300 x 975	21	£358
03A12	1190 x 300 x 975	27	£380
03A15	1490 x 300 x 975	36	£402
03A18	1790 x 300 x 975	42	£424
03A21	2140 x 300 x 975	51	£446

Three Tier Heated

MODEL	Dimensions L x D x H mm	Weight Kg	No of 220 Watt Lamps Fitted	Electrical Supply	Overall Loading kw	PRICE
03H9	875 x 300 x 975	21	6	13amp	1.32	£918
03H12	1190 x 300 x 975	27	9	13amp	1.98	£1130
03H15	1490 x 300 x 975	36	12	13amp	2.64	£1346
03H18	1790 x 300 x 975	42	15	16amp	3.3	£1566
03H21	2140 x 300 x 975	51	18	16amp	3.96	£1782

Optional Extras

DMC Dimmer Control (1 per level) (each) **£234**

MIG Tab grabber per 400mm **£44**

- Overshelves with more than 1 heated level can have heating omitted from specific level or replaced by illumination only.
- Heated overshelves can be supplied hard wired into a supporting unit
- If supplied for fitting to unit not by ER Moffat and if under 3kw, the gantry can be supplied with a 2m long cord set with 13 amp plug for easy installation at no extra cost
- All 01 Gantries are supplied fitted, positioned to customer side
- All 02 & 03 Gantries are supplied loose for access and must be fitted and wired on site by a qualified electrician

Focus Green Hot Cupboards/Bains Marie (Gantry and Trayrail is an optional extra)

Mobile Plain Top Hotcupboard complete with base and mid grid shelves



MODEL	Weight kg	Dimensions L x D x H mm	Height including gantry mm	Electrical Supply	Power rating including /excluding gantry kw	PRICE
2FHCM	54	800 x 665 x 900	1320	13amp	1.22/1.0	£995
3FHCM	63	1085 x 665 x 900	1320	13amp	2.44/2.0	£1200
4FHCM	73	1413 x 665 x 900	1320	13amp	2.44/2.0	£1362

Mobile Dry Heat Bain Marie Hot Cupboard complete with base and mid grid shelves



MODEL	Weight kg	Dimensions L x D x H mm	Height including gantry mm	Electrical Supply	Power rating including /excluding gantry kw	PRICE
2FBM	54	800 x 665 x 900	1320	13amp	2.22/2.0	£1049
3FBM	63	1085 x 665 x 900	1320	13amp	2.44/2.0	£1254
4FBM	73	1413 x 665 x 900	1320	13amp	2.44/2.0	£1416

Optional Extras

GASTRONORM CONTAINERS & LIDS (POA)

FTD Hot Cupboard Temperature Display **£158 (each)**

FSS Optional Stainless Steel Front and End Panels **£POA**

FCB Four Corner Buffers **£64**

LEGS Legs to replace castors (must be stated at time of order) **No Extra Cost**

FTH1LH Push/Pull handles at one end [operators Left] **£46**

FTH1RH Push/Pull handles at one end [operators Right] **£46**

FTH2 Push/Pull handles at both ends **£90**

QUARTZ GANTRY WITH PERSPEX SNEEZE GUARD

2FG Size 2 220w (1 Bulb) **£265**

3FG Size 3 440w (2 Bulbs) **£346**

4FG Size 4 440w (2 Bulbs) **£379**

DROP DOWN PLAIN TRAYSLIDE

2FPTS Size 2 **£162**

3FPTS Size 3 **£184**

4FPTS Size 4 **£206**

- Economic to buy, economic to operate.
- Fan assisted heating system, lifts out for maintenance and cleaning.
- Even temperatures throughout.
- Hot cupboards have plain stainless steel tops.
- Dry heat Bain Marie tops take gastronorm containers (not supplied).
- Front and end panels in Merlin Grey durable plastic coated steel
- Bright polished stainless steel interior.
- Stainless steel sliding doors lift off for cleaning.
- Fitted with two grid shelves with heavy duty supports.
- All models fitted with two metre cable and plug for 13amp supply.
- All units come complete with 125mm diameter all swivel castors 2 with brakes.

Light Duty Hot Cupboards

Light Duty Hot Cupboards



MODEL	Weight kg	Dimensions L x D x H mm	Electrical Supply	Power Rating kw	Capacity 10" Plates	PRICE
FHC1	17	350 x 600 x 900	13amp	0.7	80	£465
FHC2	34	700 x 600 x 900	13amp	1.0	200	£622
FHC3	25	525 x 600 x 900	13amp	1.0	160	£545

Light Duty Hot cupboard model FHC1 is not designed for Gn 1/1 pans

Food Conveyance Carts (Containers are an optional extra)

Mobile Fan Assisted Dry Well Bains Marie Workstation



MODEL	Weight kg	Dimensions L x D x H mm	Capacity	Electrical Supply	Power Rating kw	PRICE
VMBM2	33	850 x 665 x 900	2x1/1GN	13amp	1.0	£1032
VMBM3	42	1175 x 665 x 900	3x1/1GN	13amp	1.0	£1115
VMBM4	56	1505 x 665 x 900	4x1/1GN	13amp	2.0	£1198

Mobile Cold Well with Refrigeration (c/w lift off hinged well cover)



MODEL	Weight kg	Dimensions L x D x H mm	Capacity	Electrical Supply	Power Rating kw	PRICE
VMCW2	64	850 x 665 x 900	2x1/1GN	13amp	0.75	£2155
VMCW3	74	1175 x 665 x 900	3x1/1GN	13amp	0.75	£2309
VMCW4	84	1505 x 665 x 900	4x1/1GN	13amp	0.75	£2428

Mobile Polar Well c/w Polar Plates (c/w lift off hinged well cover)



MODEL	Weight kg	Dimensions L x D x H mm	Capacity	Power Rating kw	PRICE
VMPW2	34	850 x 665 x 900	2x1/1GN	-	£1202
VMPW3	44	1175 x 665 x 900	3x1/1GN	-	£1446
VMPW4	54	1505 x 665 x 900	4x1/1GN	-	£1669

Optional Extras

Gastronorm Containers and lids available at **extra cost**
PPGAST Polar Plates (each) £121

COSHH Cupboards

304 Grade Stainless Steel



MODEL	Weight kg	Dimensions L x D x H mm	PRICE	MODEL	Weight kg	Dimensions L x D x H mm	PRICE
CH94FS3	55	900 x 450 x 1500	£1515	CH124FS3	75	1200 x 450 x 1500	£1773
CH94ES3	58	900 x 450 x 1800	£1686	CH124ES3	79	1200 x 450 x 1800	£1941
CH96FS3	63	900 x 600 x 1500	£1731	CH126FS3	85	1200 x 600 x 1500	£1972
CH96ES3	65	900 x 600 x 1800	£1843	CH126ES3	87	1200 x 600 x 1800	£2154

430 Grade Stainless Steel




MODEL	Weight kg	Dimensions L x D x H mm	PRICE	MODEL	Weight kg	Dimensions L x D x H mm	PRICE
CH94FS4	55	900 x 450 x 1500	£1108	CH124FS4	75	1200 x 450 x 1500	£1265
CH94ES4	58	900 x 450 x 1800	£1192	CH124ES4	79	1200 x 450 x 1800	£1355
CH96FS4	63	900 x 600 x 1500	£1187	CH126FS4	85	1200 x 600 x 1500	£1375
CH96ES4	65	900 x 600 x 1800	£1199	CH126ES4	87	1200 x 600 x 1800	£1473

MH9 Hot Cupboard Range

MH9 were design around the old school meal aluminium cooking pan dimensions 451mm x 270mm x 80mm; Therefore using Gn type pans is limited

A truly economical way of serving food. There are no expensive installation costs. Simply butt them together to form a continuous top and apply the brakes. If required up to three powered units can be inter-connected to one 13 amp plug. Simply set up in any area available for use during meal times and speedily remove after service when the area reverts to its normal function.

Optional tray slide and ambient serving shelf available.



Hinged Trayslide

Heated overshelves are not suitable for use with this range.

Mobile Hot Cupboard (Trayrail is an optional extra)



MODEL	Weight kg	Dimensions L x D x H mm	Electrical Supply	Power Rating kw	PRICE
MH9	52	1015 x 520 x 864	13amp	0.9	£1063
MHB9	55	1015 x 520 x 864	13amp	0.9	£1113

Optional Extras

MH9HTSL Solid trayslide £102

SSSG Serving shelf with sneeze guard £199

WFI Wired for interconnection (per trolley) £168

Mobile Ambient Cupboard (Trayrail is an optional extra)



MODEL	Weight kg	Dimensions L x D x H mm	Power Rating kw	PRICE
MU9	40	1015 x 520 x 864	-	£701

Optional Extras

MH9HTSL Solid trayslide £102

SSSG Serving shelf with sneeze guard £199

WFI Wired for interconnection (per trolley) £89

- Plain stainless steel top to MH9 and MU9.
- MHB9 has a recessed top to accommodate three containers.
- Stainless steel sliding doors fitted to MH9 and MHB9 lift off for cleaning.
- Internal shelf size 830mm x 470mm.
- Bright polished stainless steel interior.
- Front and end panels in Merlin Grey coated steel.
- Models MH9 and MHB9 fitted with base and two intermediate shelves, which are heated (300w to each shelf).
- Model MU9 is open at front and the shelves are unheated.
- Fitted with four 100mm dia castors, two fixed and two swivel with brakes.
- Optional tray slide and plain serving shelf available.
- Optional cash drawer can be fitted to model MU9.
- Can be wired for electric interconnection.
- All models complete with a 2m cable and 13amp plug.

Tallboy Hot Cupboard Large Capacity Heavy Duty Hotcupboards

Electric Tallboy Hotcupboard (fan assisted)



MODEL	Type	Weight kg	Dimensions L x D x H mm	Electrical Supply	Power Rating kw	PRICE
THC9E	Electric	155	900 x 800 x 1605	13amp	2.0	£2168
THC12E	Electric	195	1200 x 800 x 1605	13amp	2.0	£2299
THC15E	Electric	220	1500 x 800 x 1605	13amp	2.0	£2539
THC18E	Electric	245	1800 x 800 x 1605	13amp	2.9	£2901

Optional Extras

DOORS BOTH SIDES
900mm £424

1200mm £514
1500mm £679

1800 £768

Tallboys Hotcupboards can accommodate GN 1/1

Bakery Equipment

BK Roll Warmer Drawer Unit perforated drawers inners included



MODEL	Weight kg	Dimensions Ext. L x D x H mm	Electrical Supply Single Phase	Power rating kw	PRICE
BKRW3	32	477 x 610 x 900	13 amp	1.0	£1260

Note: Digital display factory set to 38°C for BK roll warmer

Designed to keep breads, warm and moist for extended periods. The unit could also be increased in temperature and used to hold meat products and vegetables warm and succulently. The appliance consists of a heated water reservoir at the base which provides humidity, and 3 large stainless-steel drawers with perforated inserts. Both the drawers and the water tray are removable for ease of cleaning.

- Humidity facility keeps contents moist for extended periods
- Full insulation ensures energy efficiency & safe, cool surfaces & controls
- Digital control thermostat keeps food at constant temperature
- Factory set at 38° or can adjusted up to 110° for holding other types of food products
- Large removable drawers for ease of cleaning with smooth action runners

Heated Drawers

Heated Drawer Unit



GHD1

MODEL	Weight kg	Dimensions L x D x H mm	Electrical Supply Single Phase	Power Rating kw	Internal Basket L x D x H mm	PRICE
GHD1	13	565 x 390 x 206	13 amp	0.3	405 x 315 x 80	£515

- Thermostatically controlled 30° to 110°
- Removable Internal Basket
- The drawer can also hold two GN1/3 type 65mm deep pans
- Robust adjustable feet
- Complete with 13amp Cable and Plug



GHD2 Includes 4 off 1/2Pans

MODEL	Weight kg	Dimensions L x D x H mm	Electrical Supply Single Phase	Power Rating kw	Drawer capacity	PRICE
GHD2	35	475 x 685 x 430	13 amp	1.5	2x 1/1GN	£988
GHD3	40	475 x 685 x 595	13 amp	1.5	3x 1/1GN	£1188

Optional Extras

GHD2ST Floor stand to take work top to 900mm. 475mm x 685mm x 470mm **£156**

GHD3ST Floor stand to take work top to 900mm. 475mm x 685mm x 305mm **£156**

- Digitally thermostatically controlled to hold pre-cooked food at the correct temperature
- Fan assisted heating system ensures fast heat up and even temperature are maintained throughout
- Fully adjustable ergonomic feet
- Removable drawers on fully extendable runners allows easy access
- Capacity capacity 3 x 1/1 GN 100 mm deep or 2 x 1/1GN 100 mm deep
- Fully insulated for energy efficiency and cool to touch surfaces
- Heat up time 20 minutes

Note: Includes metal GN pan type drawer runners



GHD3 Includes 9 off 1/3 Pans



GHD2ST or GHD3ST Floor stand. Allows Table Top heated drawer unit to be used at a height of 900mm

Pie Cabinet (PC1 4 shelves supplied / PC2 4 shelves supplied)



PC1 4 shelves

MODEL	Weight kg	Dimensions L x D x H mm	Electrical Supply Single Phase	Power Rating kw	PRICE
PC1	22	710 x 360 x 560	13 amp	0.75	£645
PC2	40	710 x 660 x 560	13 amp	1.5	£970



PC2 4 shelves,
Doors both sides

For latest information visit: www.ermoffat.co.uk

For Technical and Installation: Essential requirements please refer to page 4 & 5



Banqueting Trolleys and Regeneration Ovens

- Banqueting Trolleys
- Regeneration Ovens



Banqueting Trolleys (Capacity based on 10" diameter)

Plated Meals Keep Hot



MODEL	Weight kg	Dimensions L x D x H mm	Keep Hot	Shelf capacity (no. of shelves supplied)	Regeneration	Refrigeration	Power rating kw	PRICE
BQ60KH	156	1080 x 730 x 1585	Manual	15 (4 Supplied)	-	No	2.9kw 1x13amp	£5164
BQ90KH	335	1395 x 905 x 1710	Manual	15 (4 Supplied)	-	No	2.9kw 1x13amp	£7618

Optional Extras

BGS6 Extra grid shelves (Banquet 60) **£40**
BGS Extra grid shelves (Banquet 90) **£49**
BIR60 Spare Roll In/Out internal cassette **£625**
BIR90 Spare Roll In/Out internal cassette **£710**
BT60 Transfer Dolly **£713**
BT90 Transfer Dolly **£799**

BTC6 Temperature Retention Cover for internal cassette transportation (Banquet 60) **£822**
BTC9 Temperature Retention Cover for internal cassette transportation (Banquet 90) **£483**
VGDL Data Log Unit (one fitted to each Trolley) **£614**
VGBU Base Unit (one fitted in supervisors office linked to PC) **£393**

VGRE Repeater unit (required fitted in corridor when Base unit is more than 300 meters away) **£457**
V7DT Automatic 7 Day Timer **£361**
PC9 Spare stainless steel round plate cover (9") **POA**
PC10 Spare stainless steel round plate cover (10") **POA**
PC11 Spare stainless steel round plate cover (11") **POA**

Keep Hot Model (BQ60KH & BQ90KH)

Simply give the trolley a preheat, load it with your hot plated meals and it will hold the food at a suitable temperature until ready to serve, then transfer the unit to the dining area and serve when ready.

BQ60 when used with plates and covers stacked 5 high on 4 shelves it can take 76 covers
BQ90 when used with plates and covers stacked 5 high on 4 shelves it can take 120 covers

Plated Meals Regeneration



MODEL	Weight kg	Dimensions L x D x H mm	Keep Hot	Shelf capacity (no. of shelves supplied)	Regeneration	Refrigeration	Power rating kw	PRICE
BQ60R	156	1080 x 730 x 1585	Automatic	15	Manual	No	5.75kw 2x13amp	£7843
BQ90R	335	1395 x 905 x 1710	Automatic	15	Manual	No	5.9kw 2x13amp	£11352

Optional Extras

BGS6 Extra grid shelves (Banquet 60) **£40**
BGS Extra grid shelves (Banquet 90) **£49**
BIR60 Spare Roll In/Out internal cassette **£625**
BIR90 Spare Roll In/Out internal cassette **£710**
BT60 Transfer Dolly **£713**
BT90 Transfer Dolly **£799**

BTC6 Temperature Retention Cover for internal cassette transportation (Banquet 60) **£822**
BTC9 Temperature Retention Cover for internal cassette transportation (Banquet 90) **£483**
VGDL Data Log Unit (one fitted to each Trolley) **£614**
VGBU Base Unit (one fitted in supervisors office linked to PC) **£393**

VGRE Repeater unit (required fitted in corridor when Base unit is more than 300 meters away) **£457**
V7DT Automatic 7 Day Timer **£361**
PC9 Spare stainless steel round plate cover (9") **POA**
PC10 Spare stainless steel round plate cover (10") **POA**
PC11 Spare stainless steel round plate cover (11") **POA**

Regeneration Model (BQ60R & BQ90R)

Regenerate plated chilled food. After the regeneration cycle it will automatically change to keep hot and hold the food at serving temperature until ready to serve.

Plated Meals Chillgen



MODEL	Weight kg	Dimensions L x D x H mm	Keep Hot	Shelf capacity (no. of shelves supplied)	Regeneration	Refrigeration	Power rating kw	PRICE
BQ60CM	176	1080 x 730 x 1585	Automatic	15	Manual	Yes	5.75kw 2x13amp	£9799
BQ90CM	355	1395 x 905 x 1710	Automatic	15	Manual	Yes	5.9kw 2x13amp	£13476

Optional Extras

BGS6 Extra grid shelves (Banquet 60) **£40**
BGS Extra grid shelves (Banquet 90) **£49**
BIR60 Spare Roll In/Out internal cassette **£625**
BIR90 Spare Roll In/Out internal cassette **£710**
BT60 Transfer Dolly **£713**
BT90 Transfer Dolly **£799**

BTC6 Temperature Retention Cover for internal cassette transportation (Banquet 60) **£822**
BTC9 Temperature Retention Cover for internal cassette transportation (Banquet 90) **£483**
VGDL Data Log Unit (one fitted to each Trolley) **£614**
VGBU Base Unit (one fitted in supervisors office linked to PC) **£393**

VGRE Repeater unit (required fitted in corridor when Base unit is more than 300 meters away) **£457**
V7DT Automatic 7 Day Timer **£361**
PC9 Spare stainless steel round plate cover (9") **POA**
PC10 Spare stainless steel round plate cover (10") **POA**
PC11 Spare stainless steel round plate cover (11") **POA**

Chillgen (4 in 1) Model (BQ60CM & BQ90CM)

After cooking and plating, load straight into the Chillgen Trolley and it will chill the plated cooked food and hold it chilled. When ready to regenerate, flick the switch, the compartment will convert to an oven and regenerate the chilled food and hold it hot until you are ready to serve, all without removing the food from the compartment.

Plated Meals Chillogen Automatic



MODEL	Weight kg	Dimensions L x D x H mm	Keep Hot	Shelf capacity (no. of shelves supplied)	Regeneration	Refrigeration	Power rating kw	PRICE
BQ60CA	176	1080 x 730 x 1585	Automatic	15	Automatic	Yes	5.75kw 2x13amp	£10100
BQ90CA	355	1395 x 905 x 1710	Automatic	15	Automatic	Yes	5.9kw 2x13amp	£13724

Optional Extras

BGS6 Extra grid shelves (Banquet 60) **£40**
BGS Extra grid shelves (Banquet 90) **£49**
BIR60 Spare Roll In/Out internal cassette **£625**
BIR90 Spare Roll In/Out internal cassette **£710**
BTD60 Transfer Dolly **£713**
BTD90 Transfer Dolly **£799**

BTC6 Temperature Retention Cover for internal cassette transportation (Banquet 60) **£822**
BTC9 Temperature Retention Cover for internal cassette transportation (Banquet 90) **£483**
VGDL Data Log Unit (one fitted to each Trolley) **£614**
VGBU Base Unit (one fitted in supervisors office linked to PC) **£393**

VGRE Repeater unit (required fitted in corridor when Base unit is more than 300 meters away) **£457**
V7DT Automatic 7 Day Timer **£361**
PC9 Spare stainless steel round plate cover (9") **POA**
PC10 Spare stainless steel round plate cover (10") **POA**
PC11 Spare stainless steel round plate cover (11") **POA**

Chillogen (4 in 1) Automatic Model (BQ60CA & BQ90CA)

The model operates exactly as the above Chillogen model but the full cycle can be programmed into it. You can prepare your banquet 72 hours before the event and at the preset time it will automatically switch on and carry out the full regeneration cycle, then hold the food at serving temperature until you are ready to serve.

Banqueting Trolleys

Chillogen Regeneration Banquet Trolleys (Bulk Food)

(Fitted with runners to accept GN1/1 sized containers: Shelves are supplied at extra cost)



MODEL	Weight kg	Dimensions L x D x H mm	Keep Hot	Shelf capacity (no. of shelves supplied)	Regeneration	Refrigeration	Power rating kw	PRICE
BBQ10CM	165	915 x 755 x 1340	Automatic	10 (optional extra)	Manual	Yes	5.7kw 2x13amp	£7490
BBQ20CM	320	1340 x 755 x 1340	Automatic	20 (optional extra)	Manual	Yes	8.0kw 63amp 1PH 16amp 3PH	£9849

Chillogen (4 in 1) Model

After cooking load straight into the Chillogen Trolley in gastronorm containers (max 65mm deep) and it will chill the cooked food and hold it chilled. When ready to regenerate, flick the switch and the compartment will convert to an oven, regenerate the chilled food and hold it hot until you are ready to serve, all without removing the food from the compartment.

Optional Extras

0576 Extra grid shelves **£37**

Regeneration Banquet Trolleys (Bulk Food)

(Fitted with runners to accept GN1/1 sized containers: Shelves are supplied at extra cost)



MODEL	Weight kg	Dimensions L x D x H mm	Keep Hot	Shelf Capacity (no. of shelves supplied)	Regeneration	Refrigeration	Power rating kw	PRICE
BBQ10R	154	915 x 755 x 1340	Automatic	10 (optional extra)	Manual	No	5.7kw 2x13amp	£5536
BBQ20R	302	1340 x 755 x 1340	Automatic	20 (optional extra)	Manual	No	8.0kw 63amp 1PH 16amp 3PH	£7724

Regeneration Model (BBQ10R & BBQ20R)

Load oven with chilled food, as the unit is fully insulated, it will hold the food at a low temperature for a limited period until ready to start regeneration. Switch on and it will carry out the full regeneration cycle. It then automatically holds the food at serving temperature until you are ready to serve.

Optional Extras

0576 Extra grid shelves **£37**

Bulk Food Hotline Banqueting

(Fitted with runner to accept GN sized Containers. Shelves are supplied at extra cost)



PF20

MODEL	Weight kg	Dimensions L x D x H mm	Keep Hot	Shelf capacity (no. of shelves supplied)	Shelf pitch (mm)	Power rating kw	PRICE
PF6	70	730 x 730 x 880	Manual	6 (3 supplied)	80	1.0	£2477
PF12	89	730 x 730 x 1365	Manual	12 (3 supplied)	80	2.0	£2727
PF20	130	730 x 730 x 1800	Manual	20 (3 supplied)	70	2.0	£2948

Optional Extras

0576 Extra grid shelves £37



PF12



PF6



Regeneration Ovens



CR10

MODEL	Weight kg	Dimensions L x D x H mm	Capacity	Grid shelf capacity (no. of shelves supplied)	Power rating kw	PRICE
CR5	44	700 x 620 x 510	5-1/1 GN	5 (2 supplied)	2.9	£2513
CR10	130	800 x 650 x 1695	10-1/1 GN	10 (3 supplied)	4kw:16amp 3PH or 32amp 1PH 6kw:16amp 3PH or 32amp 1PH	£4161
CR20	160	800 x 650 x 1800	20-1/1 GN	20 (6 supplied)	9kw:16amp 3PH or 45amp 1PH 12kw:20amp 3PH or 63amp 1PH	£5699

Optional Extras

IR10 Spare internal racks (CR10) £504

IR20 Spare internal racks (CR20) £671

LT10 Transport /loading trolley for CR10 £444

LT20 Transport /loading trolley for CR20 £379

CRGS Additional stainless steel grid shelves £49

CR5SS Stainless steel support stand for CR5. 1 shelf under £328

CR5SSR Stainless steel support stand for CR5 complete with bank of runners under £461

BRG Bank of runners to be fitted to CR10 support stand £218

VOBP On board food probe & temperature display complete with pass/fail indicator £316

VGDL Data Log Unit (one fitted to each unit) £614

VGBU Base Unit (one fitted in supervisors office linked to PC) £393

VGRE Repeater unit (required fitted in corridor when Base unit is more than 300 meters away) £457



CR5

Regeneration Ovens Chillogen



CR20C

MODEL	Weight kg	Dimensions L x D x H mm	Capacity	Grid shelf capacity (no. of shelves supplied)	Power rating kw	PRICE
CR5C	49	700 x 620 x 510	5-1/1 GN	5 (2 supplied)	2.9	£3842
CR10C	137	800 x 650 x 1695	10-1/1 GN	10 (3 supplied)	4kw:16amp 3PH or 32amp 1PH 6kw:16amp 3PH or 32amp 1PH	£5832
CR20C	169	800 x 650 x 1800	20-1/1 GN	20 (6 supplied)	9kw:16amp 3PH or 63amp 1PH 12kw:32amp 3PH or 63amp 1PH	£8006

Optional Extras

IR10 Spare internal racks (CR10) **£504**

IR20 Spare internal racks (CR20) **£671**

LT10 Transport /loading trolley for CR10 **£444**

LT20 Transport /loading trolley for CR20 **£379**

CRGS Additional stainless steel grid shelves **£49**

CR5SS Stainless steel support stand for CR5. 1 shelf under **£328**

CR5SSR Stainless steel support stand for CR5 complete with bank of runners under **£461**

BRG Bank of runners to be fitted to CR10 support stand **£218**

V7DT Automatic 7 day timer (Chillogen only) **£361**

VOBP On board food probe & temperature display complete with pass/fail indicator **£316**

VGDL Data Log Unit (one fitted to each unit) **£614**


VGBU Base Unit (one fitted in supervisors office linked to PC) **£393**

VGRE Repeater unit (required fitted in corridor when Base unit is more than 300 meters away) **£457**



Ancillary Items

- Tray, Basket, Stands/Dispensers
- Cutlery Carts
- Mobile Plate/Crockery Dispensers
- Beverage Trolleys



Tray, Basket, Rack and Cutlery Carts

Low Load Trolley



MODEL	Weight kg	Dimensions Ext. L x D x H mm	Basket size L x D mm	PRICE
MLL1	14	660 x 600 x 900	500 x 500	£304

Tray/Basket Trolley



MODEL	Weight kg	Dimensions Ext. L x D x H mm	Basket size L x D x H mm	PRICE
MTBT1	16	580 x 525 x 900	500 x 500 x 120	£342

Cutlery/Tray Trolley



MODEL	Weight kg	Dimensions Ext. L x D x H mm	Height to worktop mm	PRICE
CT5	28	660 x 500 x 1165	865	£478

Optional Extras

SSRP Stainless steel rear panel £94

SCSP Standard coloured side panels (Merlyn Grey) (see page 18 for colour chart) No extra cost

Mobile Tray Stand



MODEL	Weight kg	Dimensions Ext. L x D x H mm	PRICE
MTS1	14	600 x 600 x 900	£326

Tray, Basket and Rack Dispensers

Cantilever Tray Dispenser



MODEL	Weight kg	Dimensions Ext. L x D x H mm	Tray size L x D mm	Capacity	PRICE
CTD	50	605 x 635 x 950	To suit customer tray size	100	£1145

Cantilever Basket Dispenser



MODEL	Weight kg	Dimensions Ext. L x D x H mm	Basket size L x D x H mm	Capacity	PRICE
CBD	60	755 x 635 x 950	500 x 500 x 75	8	£1186

Tray, Basket and Rack Dispensers

Universal Heated Basket/Rack Dispenser (Baskets not supplied)



MODEL	Weight kg	Dimensions Ext. L x D x H mm	Height to worktop mm	Basket size L x D x H mm	Capacity Racks/Basket	Electrical Supply	Power rating kw	PRICE
URD	40	680 x 610 x 1010	890	500 x 500 x 100	5	13amp	0.6	£831

Note: Outer panels stainless steel

Universal unheated Basket/Rack Dispenser (Baskets not supplied)

MODEL	Weight kg	Dimensions Ext. L x D x H mm	Height to worktop mm	Basket size L x D x H mm	Capacity Racks/Basket	PRICE
UBD	35	680 x 610 x 1010	890	500 x 500 x 100	5	£640

Note: Outer panels stainless steel

Universal Tray Dispenser (Trays not supplied)



MODEL	Weight kg	Dimensions Ext. L x D x H mm	Tray size L x D mm	Capacity	PRICE
UTD	30	660 x 560 x 890	550 x 380	100	£625

Note: Outer panels stainless steel

Mobile Plate Dispensers

Versilift Unheated Plate Dispenser (variable settings for different plate diameters)

MODEL	Weight kg	Dimensions L x D x H mm	Height to worktop mm	No. of Dispensers	Plate Diam mm	Plate Diam inches	Approx. Capacity	PRICE
UP1	28	485 x 525 x 1015	885	Single	203-305	8-12	75	£631
UP2	42	485 x 800 x 1015	885	Twin	203-305	8-12	150	£881

Optional Extras

PLID Black ABS Plastic cover for ambient units £61

Note: Outer panels stainless steel

Versilift Heated Plate Dispenser (variable settings for different plate diameters)



MODEL	Weight kg	Dimensions L x D x H mm	Height to worktop mm	Electrical supply	Power Rating kw	No. of Dispensers	Plate Diam mm	Plate Diam inches	Approx. Capacity	PRICE
HP1	32	485 x 525 x 1015	885	13amp	1	Single	203-305	8-12	75	£943
HP2	46	485 x 800 x 1015	885	13amp	2	Twin	203-305	8-12	150	£1288

Note: Outer panels stainless steel

Table Top Plate Warmers



MODEL	Dimensions L x D x H mm	Electrical supply	Power Rating kw	Plate Size mm	No. of Plates	PRICE
X6HP9	690 x 270 x 340	13amp	0.4	200-230	32	£358
X6HP11	690 x 320 x 390	13amp	0.4	250-280	32	£368
X6HP13	690 x 370 x 440	13amp	0.4	305-330	32	£378

For latest information visit: www.ermoffat.co.uk

For Technical and Installation: Essential requirements please refer to page 4 & 5

Universal Crockery Dispensers

Designed for the storage and dispensing of any size or shape of plate, be it round, oval, square or designer shape, that can fit within a 305mm (12") square.

Universal Unheated Crockery Dispenser

MODEL	Weight kg	Dimensions L x D x H mm	No. of Dispensers	Plate Diam mm	Plate Diam inches	Approx. Capacity	PRICE
UAD1	24	480 x 465 x 900	Single	305	12	75	£496
UAD2	40	480 x 750 x 900	Twin	305	12	150	£760


Note: Outer panels are Merlin Grey

Universal Heated Crockery Dispenser



MODEL	Weight kg	Dimensions L x D x H mm	Electrical supply	Power Rating kw	No. of Dispensers	Plate Diam mm	Plate Diam inches	Approx. Capacity	PRICE
UHD1	26	480 x 465 x 900	13amp	0.6	Single	305	12	75	£704
UHD2	42	480 x 750 x 900	13amp	1.2	Twin	305	12	150	£1055

- Ideal for oval or square designer type plates
- Well proven elements/components provide evenly distributed heat
- Factory set thermostatic control at 40°C
- Interior finished in clinical bright polished stainless steel
- Exterior panels are durable Merlin grey plastic coated steel (stainless steel at extra cost)
- Complete with stainless steel lid
- Convenient facility for storing lids during service
- Heavy duty robust corner bumpers for protection
- Capacity approximately 75 plates per tube based on a standard 9" NHS style plate
- Heated models supplied with a 2 metre long cord complete with cable tidy and 13 amp plug for easy installation [13A 230V 50Hz]
- Simplistic easy adjustable spring systems allows repeated pop up plate presentation
- Fitted with 4 x 100mm diameter castors, 2 fixed and 2 swivel with brakes.



Racking Can Rack



MODEL	Weight kg	Dimensions L x D x H mm	Capacity A10 Cans	PRICE
CAN54M	42	665 x 908 x 900	54	£828
CAN48	40	252 x 908 x 2000	48	£750
CAN96	70	475 x 908 x 2000	96	£1128
CAN144	86	665 x 908 x 2000	144	£1500

These units not only provide an excellent storage solution but are also easy to use, simply load cans at one end and they roll to the front meaning automatic stock rotation. The unit can accommodate any size of can up to A10 and the can runners are removable for easy cleaning.

Sack Stand



MODEL	Weight kg	Dimensions Ext. L x D x H mm	PRICE
PSS12	10	1200 x 600 x 150	£270
PSS15	14	1500 x 600 x 150	£298
PSS18	18	1800 x 600 x 150	£324

These racks display a perforated surface to allow a free flow of air designed to store vegetables etc in a hygienic dry environment, with an all stainless-steel construction welded and polished at stress points. Sack stands have a weight capacity of 25kg for every 300mm in length.

Vegetable Rack



MODEL	Weight kg	Dimensions L x D x H mm	PRICE
VEG1	37	470 x 620 x 1470	£633
VEG2	72	920 x 620 x 1470	£836
VEG3	109	1400 x 620 x 1470	£1026

Three tier vegetable racks provide good air circulation to stored vegetables. Constructed from galvanised mild steel sheet, supplied with soil spillage drawer and removable wire mesh shelves. (All stainless steel model at extra cost)

Beverage Trolley




MODEL	Dimensions Ext. L x D x H mm	PRICE
VBT	1050 x 620 x 1426	£1939

Complete with

- Gallery rail on three sides
- Rear stand holding 6 off cutlery dispensers and 3 off 1/9 Gn size plastic containers for tea bags, sugar etc
- Top inset with 1 off 1/3 Gn size plastic pan for waste etc.
- Ergonomic push pull handles
- 1 off 1/2 Gn size plastic pan 100mm deep on runners for cakes etc. (top pan position)
- 3 off 1/1 Gn size plastic pan 100mm deep on runners for cups, saucers etc.
- 1 off 1/2 Gn size plastic pan 65mm deep for cleaning spray, sponge, cloth etc.
- 4 off runner to suit 500mm x 500mm dishwasher type baskets

Note: Dishwash basket and water boilers/liquid dispensers are at extra cost



Beverage/Breakfast Trolley



MODEL	Weight kg	Max Weight Loaded	Dimensions Ext. L x D x H mm	Height to work top mm	PRICE
BBT	50	150	1050 x 620 x 1440	900	£1446


Optional Extras

- BTB** 1 x Crockery baskets 500 x500 type [Trolley can hold up to 4 Baskets] £67
- BTWB** 1 x 10 litre Water Boiler Complete with retaining base and built in removable drip tray £354
- TWI** 30 slice Toast warmer £471
- BCC** 4 x Cereal containers with drawer adaptor £62
- BID** 2 x Ingredient dispensers [coffee sugar etc] £371
- BES** Fold Down End Shelf with galley rail £113
- BESW** Fold Down End Shelf with Waste bag aperture £127
- BLOCK** Lockable drawers / dispensers [per lock] £27




Versitop and Focus Top

- Versitop
- Focus Top
- Bel Hot Tops
- Table Top Heated/Refrigerated Display/Servery



Bel Hot Tops



MODEL	Weight kg	Dimensions L x D x H mm	Depth including control knob mm	Electrical supply	Power Rating kw	PRICE
BT1	4.2	430 x 540 x 130	570	13amp	700	£259
BT2	7.5	760 x 540 x 130	570	13amp	750	£376
BT3	12	1090 x 540 x 130	570	13amp	1250	£454
BT4	15	1415 x 540 x 130	570	13amp	1500	£499



MODEL	Weight kg	Dimensions L x D x H mm	Depth including control knob mm	Number of 220w Quartz Lights	Electrical supply	Power Rating kw	PRICE
BTG1	6	430 x 540 x 545	570	1	13amp	0.92	£438
BTG2	11	760 x 540 x 545	570	1	13amp	0.97	£569
BTG3	17	1090 x 540 x 545	570	2	13amp	1.69	£685
BTG4	22	1415 x 540 x 545	570	2	13amp	1.94	£746



MODEL	Weight kg	Dimensions L x D x H mm	Depth including control knob mm	Number of 220w Quartz Lights	Electrical supply	Power Rating kw	PRICE
BTB1	7	430 x 540 x 545	570	1	13amp	0.92	£521
BTB2	12	760 x 540 x 545	570	1	13amp	0.97	£653
BTB3	18	1090 x 540 x 545	570	2	13amp	1.69	£832
BTB4	23	1415 x 540 x 545	570	2	13amp	1.94	£924

Note: BTB models are burger slide models complete with gantry

- Bel Hot Tops are designed to keep pre-cooked food at serving temperature and are suitable for the display of most types of hot foods
- Complete with an anodised alloy full gastronome size hot top with built in elements that are guarantee even heat distribution, with no cold spots distortion or discolouration
- Thermostatic controlled between 30° and 110°
- The controls are housed conveniently within the base unit for easy access
- The quartz heated illuminated gantry is mounted above the hot top for increased heat and food presentation
- All Hot Tops are supplied with a 2m long cord set with 13amp plug for easy installation

Focus Top

Focus top



MODEL	Weight kg	Dimensions L x D x H mm	Electrical supply	Power Rating kw	No. Panels	PRICE
FT1	8	425 x 555 x 65	13amp	0.2	1	£294
FT2	13	750 x 555 x 65	13amp	0.4	2	£406
FT3	18	1080 x 555 x 65	13amp	0.6	3	£555
FT4	23	1410 x 555 x 65	13amp	0.8	4	£701

Optional Extras

Gastronorm Containers and lids available at extra cost

FTCS Chip dump (each) **£130**

FTBA Bains Marie adaptor (each) **£33**

FTBH Bag holder (each) **£51**

FTPC Carving plate (each) **£165**

Focus Top with Gantry



MODEL	Weight kg	Dimensions L x D x H mm	Electrical Supply	Power Rating kw	No. Panels	PRICE
FTG2	18	750 x 555 x 470	13amp	0.6	2	£580
FTG3	23	1080 x 555 x 470	13amp	1.0	3	£759
FTG4	30	1410 x 555 x 470	13amp	1.2	4	£913

Optional Extras

Gastronorm Containers and lids available at extra cost

FTCS Chip dump (each) **£130**

FTBA Bains Marie adaptor (each) **£33**

FTBH Bag holder (each) **£51**

FTPC Carving plate (each) **£165**

Focus Top Burger Chute



MODEL	Weight kg	Dimensions L x D x H mm	Electrical Supply	Power Rating kw	No. Panels	PRICE
FTBC2	19	750 x 555 x 470	13amp	0.6	2	£673
FTBC3	25	1080 x 555 x 470	13amp	1.0	3	£764
FTBC4	33	1410 x 555 x 470	13amp	1.2	4	£1092

Focus Top Polar Unit



MODEL	Weight kg	Dimensions L x D x H mm	Electrical Supply	Power Rating kw	No. of Polar Plates Supplied	PRICE
FTPG2	15	750 x 555 x 470	13amp	0.015	2	£656
FTPG3	20	1080 x 555 x 470	13amp	0.015	3	£785
FTPG4	24	1410 x 555 x 470	13amp	0.015	4	£937

Optional Extras

Gastronorm Containers and lids available at extra cost

PPGAST Polar plates (each) **£126**

Versitop

Versitop – Satin Stainless Steel Finish



MODEL	Weight kg	Dimensions L x D x H mm	Electrical supply	Power Rating kw	No. Panels	PRICE
VT1SI	10	480 x 560 x 100	13amp	0.2	1	£389
VT2SI	15	730 x 560 x 100	13amp	0.4	2	£539
VT3SI	22	1050 x 560 x 100	13amp	0.6	3	£687
VT4SI	27	1380 x 560 x 100	13amp	0.8	4	£837

Optional Extras

Gastronorm Containers and lids available at extra cost
FTCS Chip dump (each) £130
FTBA Bains Marie adaptor (each) £33

FTBH Bag holder (each) £51
FTPC Carving plate (each) £165

Versitop with Gantry – Satin Stainless Steel Finish



MODEL	Weight kg	Dimensions L x D x H mm	Electrical supply	Power Rating kw	No. Panels	PRICE
VTG2SI	22	730 x 560 x 530	13amp	1.0	2	£857
VTG3SI	29	1050 x 560 x 530	13amp	1.5	3	£1039
VTG4SI	36	1380 x 560 x 530	13amp	2.0	4	£1283

Optional Extras

Gastronorm Containers and lids available at extra cost
FTCS Chip dump (each) £130
FTBA Bains Marie adaptor (each) £33

FTBH Bag holder (each) £51
FTPC Carving plate (each) £165

Versitop Burger Chute – Satin Stainless Steel Finish



MODEL	Weight kg	Dimensions L x D x H mm	Electrical supply	Power Rating kw	No. Panels	PRICE
VTBC2SI	25	730 x 560 x 590	13amp	1.0	2	£944
VTBC3SI	33	1050 x 560 x 590	13amp	1.5	3	£1145
VTBC4SI	41	1380 x 560 x 590	13amp	2.0	4	£1427

Versitop Polar Unit – Satin Stainless Steel Finish



MODEL	Weight kg	Dimensions L x D x H mm	Electrical supply	Power Rating kw	No. of Polar Plates Supplied	PRICE
VTPG2SI	31	730 x 560 x 530	13amp	0.02	2	£816
VTPG3SI	44	1050 x 560 x 530	13amp	0.02	3	£953
VTPG4SI	54	1380 x 560 x 530	13amp	0.02	4	£1200

Optional Extras

Gastronorm Containers and lids available at extra cost
PPGAST Polar plates (each) £126

Table Top Heated Display/Servery

With Glass Screen



MODEL	Weight kg	Dimensions L x D x H mm	Electrical Supply	Power Rating kw	PRICE
FTSH2	21	795 x 600 x 425	13amp	0.4	£777
FTSH3	29	1125 x 600 x 425	13amp	0.6	£893

Note: 100mm deep well containers not included

Without Glass Screen



MODEL	Weight kg	Dimensions L x D x H mm	Electrical Supply	Power Rating kw	PRICE
FTSH20	16	795 x 600 x 175	13amp	0.4	£472
FTSH30	24	1125 x 600 x 175	13amp	0.6	£595

Table Top Refrigerated Display/Servery

With Glass Screen



MODEL	Weight kg	Dimensions L x D x H mm	Electrical Supply	Power Rating kw	Gas Weight kg (R404A)	PRICE
FTSC2	40	1055 x 600 x 425	13amp	0.4	0.3	£1688
FTSC3	47	1385 x 600 x 425	13amp	0.4	0.3	£1759

Note: 100mm deep contact cooled well containers not included

Without Glass Screen



MODEL	Weight kg	Dimensions L x D x H mm	Electrical Supply	Power Rating kw	Gas Weight kg (R404A)	PRICE
FTSC20	35	1055 x 600 x 220	13amp	0.4	0.3	£1384
FTSC30	42	1385 x 600 x 220	13amp	0.4	0.3	£1454



Gantries – Quartz and Illuminated

Curveline Gantry

Sheerline Gantry – Full Height Screen

Sheerline Gantry

Island Gantry

Deli Gantry



For latest information visit: www.ermoffat.co.uk
For Technical and Installation: Essential requirements please refer to page 4 & 5

Gantries – Quartz and Illuminated

Heated Gantries

The following range of heated gantries are intended for use with Bespoke Servery Counters.

Curveline Quartz Gantry – Curved Glass

MODEL	Dimensions H mm	No. 300W Lamps Fitted	Overall Loading kW	PRICE
CVH2	408	2	0.6	£418
CVH3	408	3	0.9	£466
CVH4	408	4	1.2	£536
CVH5	408	5	1.5	£580
CVH6	408	6	1.8	£868



Sheerline Quartz Gantry – Full Screen Square Glass

MODEL	Dimensions H mm	No. 300W Lamps Fitted	Overall Loading kW	PRICE
CVH2SLF	396	2	0.6	£640
CVH3SLF	396	3	0.9	£764
CVH4SLF	396	4	1.2	£880
CVH5SLF	396	5	1.5	£1012
CVH6SLF	396	6	1.8	£1132



Sheerline Quartz Gantry – Square Glass

MODEL	Dimensions H mm	No. 300W Lamps Fitted	Overall Loading kW	PRICE
CVH2SL	396	2	0.6	£550
CVH3SL	396	3	0.9	£634
CVH4SL	396	4	1.2	£712
CVH5SL	396	5	1.5	£824
CVH6SL	396	6	1.8	£924



Island Heated Quartz Gantry – Curved Glass

MODEL	Dimensions H mm	No. 300W Lamps Fitted	Overall Loading kW	PRICE
CVH2IS	408	2	0.6	£1345
CVH3IS	408	3	0.9	£1452
CVH4IS	408	4	1.2	£1560
CVH5IS	408	5	1.5	£1672



Deli Heated Quartz Gantry – Curved Glass

MODEL	Dimensions H mm	No. 300W Lamps Fitted	Overall Loading kW	PRICE
CVH3D	527	3	0.9	£1116
CVH4D	527	4	1.2	£1236



Illuminated Gantries

The following range of illuminated gantries are intended for use with Bespoke Servery Counters.

Curveline Illuminated Gantry – Curved Glass

MODEL	Dimensions H mm	No. G4 LED Lamps Fitted	Overall Loading kW	PRICE
CVA2	408	2	0.012	£415
CVA3	408	3	0.015	£440
CVA4	408	4	0.018	£484
CVA5	408	5	0.021	£536
CVA6	408	6	0.024	£692

Sheerline Illuminated Gantry – Full Screen Square Glass

MODEL	Dimensions H mm	No. G4 LED Lamps Fitted	Overall Loading kW	PRICE
CVA2SLF	396	2	0.012	£636
CVA3SLF	396	3	0.015	£732
CVA4SLF	396	4	0.018	£816
CVA5SLF	396	5	0.021	£924
CVA6SLF	396	6	0.024	£1016

Sheerline Illuminated Gantry – Square Glass

MODEL	Dimensions H mm	No. G4 LED Lamps Fitted	Overall Loading kW	PRICE
CVA2SL	396	2	0.012	£544
CVA3SL	396	3	0.015	£604
CVA4SL	396	4	0.018	£652
CVA5SL	396	5	0.021	£736
CVA6SL	396	6	0.024	£812

Island Illuminated Gantry – Curved Glass

MODEL	Dimensions H mm	No. G4 LED Lamps Fitted	Overall Loading kW	PRICE
CVA2IS	408	2	0.012	£1340
CVA3IS	408	3	0.015	£1416
CVA4IS	408	4	0.018	£1504
CVA5IS	408	5	0.021	£1584

Deli Illuminated Gantry – Curved Glass

MODEL	Dimensions H mm	No. G4 LED Lamps Fitted	Overall Loading kW	PRICE
CVA3D	527	3	0.015	£1084
CVA4D	527	4	0.018	£1176





TERMS AND CONDITIONS OF SALE

INTRODUCTION

These Conditions apply to all Contracts for the sale of goods or services by E&R Moffat Limited (the "Seller"). By placing an order with the Seller, the purchasing company (the "Purchaser") agrees to deal with the Seller on these Conditions to the exclusion of all other terms, conditions, warranties or representations with the exception of the terms and conditions specified in writing below.

1. CONTRACTS

- 1.1 Each contract for the sale of goods by the Seller is subject to the terms and conditions set out in this document (the "Conditions"). No agreement between the Seller and the Purchaser for the sale and purchase of goods (the "Contract") shall take effect until the Seller so agrees in writing.
- 1.2 "Goods" includes any raw materials, component parts and finished products which the Seller supplies to the Purchaser in accordance with these Conditions or as further provided for in any relevant purchase order or any amendment thereto duly signed by the Purchaser and the Seller (the "Order").
- 1.3 No variation of or to these Conditions, and the relevant Contract or Order placed shall be effective without the Seller's prior written agreement.
- 1.4 These Conditions override and supersede any other terms or conditions emanating from or referred to by the Purchaser.
- 1.5 The Purchaser shall provide the Seller with an Order for each delivery of Goods required. The Order shall stipulate the type and quantity of Goods required, the delivery address, details of technical requirements (the "Purchaser's Specification"), if any, and any other information required by the Seller from time to time.
- 1.6 Unless otherwise stated, all quotations issued by the Seller to the Purchaser will remain open for acceptance for 30 days from the date of the quotation being communicated to the Purchaser in writing. Thereafter, each quotation shall cease to be effective.

2. SUPPLY OF GOODS

- 2.1 Where appropriate, the Seller shall supply the Goods in accordance with the Purchaser's Specification. However, notwithstanding the Seller's reasonable endeavours to comply with the Purchaser's Specification, the Seller accepts no liability for the appropriateness or fitness for purpose of the Purchaser's Specification.
- 2.2 The Seller reserves the right in its sole discretion to make any changes to the technical requirements and/or description of the Goods where such changes are required to conform with any applicable safety or other requirements or which do not materially affect the quality or performance of the Goods.

3. PRICE AND PAYMENT

- 3.1 The price of the Goods shall be the price set out overleaf or, if not specified, the price quoted by the Seller or, if not specified, the price contained in the Seller's published price list current at the date of the Contract. The Seller reserves the right to revise any prices quoted in the event that the Purchaser alters any quantities ordered and/or changes the delivery address stipulated on the Order.
- 3.2 The Seller reserves the right to increase the price of the Goods without prior notice to the Purchaser in the event of any rising costs whatsoever, including, in particular any rise in manufacturing costs and/or costs of raw materials or labour. The Purchaser shall pay such increased costs as may be stipulated by the Seller.
- 3.3 The terms of payment specified are to be strictly and punctually adhered to. Time for payment is the essence of the Contract and due compliance with such payment terms shall be a condition precedent to any complaint or remedy of the Purchaser against the Seller under the Contract.
- 3.4 For Goods to be delivered to addresses within Great Britain, subject to clause 3.5 below, unless otherwise stated all prices quoted by the Seller shall include the cost of packing, carriage and delivery of the Goods to the address specified by the Purchaser. The price does not include off-loading, positioning or installation of the Goods.
- 3.5 Where Orders are received for Goods to be supplied to the islands of Orkney, Shetland, Hebrides/Western Isles, and remote parts of the mainland, unless otherwise agreed in writing, the Seller shall make the Goods available for collection by the Purchaser from the Seller's dispatch premises. In the case of spare parts or orders less than £500 in value, a handling charge, inclusive of postage and packaging will be made by the Seller.
- 3.6 The Seller does not deliver Goods outside Great Britain or to those locations specified in clause 3.5 above. Where Orders are received for Goods to be supplied outside Great Britain, unless otherwise agreed in writing, the Seller shall make the Goods available for collection by the Purchaser on an ex-works basis. An additional charge shall be made for storage, packaging and administration costs, where applicable. Such additional charges shall be made in the Seller's sole discretion.
- 3.7 The price is exclusive of any applicable VAT, which the Purchaser shall be additionally liable to pay the Seller.
- 3.8 The Purchaser shall make payment to the Seller in respect of all invoices in full and without any set-off or deduction by such method, at such time and in such currency as referred to overleaf. Unless otherwise agreed, payments should be made in accordance with the terms of the relevant invoice.
- 3.9 With all first orders, and in such other cases as the Seller may specify from time to time, payment in full shall be a condition precedent to delivery of the Goods. In all other cases, payments must be made in full within 30 days from the end of the month of the relevant invoice, unless otherwise agreed in writing.
- 3.10 If full payment is not received by the Seller from the Purchaser in the terms outlined in clauses 3.8 and 3.9 above then, without prejudice to its rights under these Conditions, at common law or under statute, the Seller shall be entitled to:
- 3.10.1 sue the Purchaser for the entire price outstanding; and/or
 - 3.10.2 charge interest (both before and after any judgment) at a rate of 8% above the current bank base rate and statutory compensation on the full invoice price or outstanding balance; or
 - 3.10.3 suspend any further deliveries of Goods to the Purchaser under any Contract, pending payment in full; and/or
 - 3.10.4 terminate the Contract forthwith by notice in writing; and/or
 - 3.10.5 require the immediate return to the Seller of all Goods in which the property has not passed to the Purchaser in accordance with the provisions of clause 9 above. Furthermore, the Purchaser hereby agrees to reimburse to the Seller upon demand the Seller's costs and expenses in recovering such Goods.
- 3.11 Errors and omissions are subject to correction.

4. DELIVERY

- 4.1 Subject to clause 3.5 above, for Goods to be delivered within Great Britain, delivery shall be effected at the location specified in the Order. Furthermore, the Seller shall deliver the Goods to the Purchaser at the location specified in the Order.
- 4.2 Delivery times and dates shall be regarded as approximate only. Anticipated delivery dates and times shall be specified as being on a "week commencing" basis and either during the morning or afternoon respectively. Delivery will be made on any working day within the specified week commencing date. Whilst all reasonable efforts will be made by the Seller to deliver the Goods on the date specified in the Order, the Seller does not accept liability for any loss, cost or expense, whether direct or indirect, arising from such delay.
- 4.3 Where a time for delivery is stated and the Purchaser fails, for whatever reason, to accept delivery, the Seller reserves the right to make a reasonable charge for storage of the Goods, lost driver's time, consequent vehicle hire charges and return and offloading costs incurred at the Seller's premises. The Purchaser shall give at least 10 days' notice to the Seller of a revised delivery date. The Seller shall not be required to deliver the Goods unless and until all reasonable charges are paid in full by the Purchaser. Such Goods are stored at the risk of the Purchaser.
- 4.4 In the event that the Purchaser requires advance notice of the estimated time of delivery, such request shall be made in the Order. The Seller shall use its reasonable endeavours to meet the requirements specified, except that delivery times shall only be given in terms of either morning or afternoon.
- 4.5 Where the Seller is prevented from effecting delivery to the Purchaser on the agreed due date, the full price of the Goods shall become payable, in accordance with clause 3, as if the Goods had been delivered.
- 4.6 The Purchaser shall provide at its own expense adequate and appropriate unloading facilities and labour (as the case may be) at the place of delivery, including but not limited to, stairs, lifts, vehicle access and other necessary equipment.
- 4.7 Time lost due to strikes, blackouts, any Act of God, war and hostilities, any act of terrorism, riot, civil commotion, revolution, blockade, embargo, industrial or trade dispute, fire, explosion, flood, adverse weather conditions, disease, accident or breakdown of plant or machinery, shortage of any labour, material, transport, electricity or any other supply, change of law or regulation or any form of government, official or regulated intervention or any other event beyond the control of the Seller shall be added to the delivery time specified in the original Contract.
- 4.8 Any pallets, containers or any other packing in which the Goods are supplied to the Purchaser shall remain the property of the Seller and shall be returned to the Seller by the Purchaser in the same condition at the expense of the Purchaser within 30 days of the date of delivery.
- 4.9 The Seller reserves the right to make a reasonable additional charge when a delivery address other than that stipulated on the Order is requested by the Purchaser or where delivery is to be split between different delivery addresses from that stated on the Order. Formal written acceptance of these charges must be given by the Purchaser to the Seller before delivery will be undertaken.

5. CONNECTION AND WORK ON SITE

- 5.1 Where previously agreed between the Seller and the Purchaser in writing, prices quoted include assembly of the Goods at the Purchaser's premises, being a clear site on the ground floor with unhindered access, during normal working hours and within one visit. Site conditions other than those stated in this clause 5.1 will not be accepted unless otherwise agreed in advance in writing between the Purchaser and the Seller. Unless otherwise agreed between the parties, assembly prices payable by the Purchaser are subject to the following additional charges:
- 5.1.1 An extra carriage charge if the site for assembly differs from that of delivery;
 - 5.1.2 Charges for fixing barrier rails, tray slides, shelves or other units to walls or floors;
 - 5.1.3 Charges for the connection to gas, water, electricity, steam, ventilation, drainage services, pipes or systems;
 - 5.1.4 An extra labour charge for assembly or connection which is undertaken outside normal working hours, at weekends, public holidays or where subsequent extra visits are requested by the Purchaser, or necessitated by site conditions.
- 5.2 Subject to clause 5.1, where the Seller has agreed to connect the Goods supplied to any of the services detailed in clause 5.1.3 or to fix units to the walls and floors in clause 5.1.2: the Purchaser shall arrange at his own risk and expense for service pipes or other connections to be brought to within 1 metre of each corresponding output of the Goods assembled;
- 5.2.2 the agreed cost for effecting connection excludes the provision of isolators, stop cocks, drains, waste pipes and associated materials; and
- 5.2.3 the Purchaser shall, at his own expense, arrange and ensure that walls and floors are suitable and are suitably prepared to accept the specified Goods, especially in terms of load bearing capacity and fixing anchorage.
- 5.3 The Purchaser shall:
- 5.3.1 give full and unfettered access to the delivery address to the Seller for the purpose of installing the Goods;
 - 5.3.2 undertake all and any preparatory work specified by the Seller overleaf, in the relevant quotation or in the Seller's standard documentation to be necessary for the Goods to be installed; and
 - 5.3.3 compensate the Seller for any additional costs which the Seller incurs by reason of the Purchaser's failure properly to undertake any such preparatory work.
- 5.4 The Seller shall procure that its employees who install the Goods comply with all reasonable safety, security and other regulations which are in force or apply at the delivery address and the Purchaser shall indemnify the Seller against any loss which the Seller may suffer or incur as a result of any injury whilst at the delivery address resulting from anything other than the negligence of the Seller or its employees.

6. DAMAGE OR LOSS IN TRANSIT

- 6.1 The Seller's responsibility to the Purchaser shall end upon delivery of the Goods at the designated delivery point.
- 6.2 The Seller shall not be responsible for any damage or loss caused during the unloading of the Goods.
- 6.3 The Purchaser shall examine the Goods upon their delivery and any loss, shortfall or damage should be noted on the Carrier's log. If the Goods are not examined, the Carrier's log should be noted accordingly.
- 6.4 In the event of damage to loss, Goods or parts thereof shall be replaced or repaired by the Seller free of charge provided that:

- 6.4.1 damaged Goods will not be replaced or repaired if they have been used; and
 - 6.4.2 the Seller and Carrier are notified in writing of such damage or loss within 3 days of delivery; and
 - 6.4.3 the Goods and any associated packaging are returned to the Seller carriage paid within 14 days of delivery; and
 - 6.4.4 the Seller is notified of the name and address of the Carrier and of the date the Goods were collected for return.
- In the event of a shortfall or non-delivery of a total consignment, the Seller shall replace such Goods provided that written notification is served upon the Seller by the Purchaser within 10 days from the date of the Seller's invoice.
- 6.6 All notifications pursuant to clauses 6.4, 6.5 and 7.1.1 are to be addressed to the Seller at Bonnymuir Works, Bonnybridge, FK4 2BS, Scotland.
- 6.7 The Seller shall be under no obligation to the Purchaser under this clause 6 if it does not receive notification in accordance with the provisions of clause 6.
7. DEFECTS
- 7.1 Where Goods supplied are of the Seller's design and manufacture, the Seller shall make good any defects in those Goods subject to the following conditions:
- 7.1.1 the Purchaser shall notify the Seller in writing as soon as is practicable after discovery of the defect;
 - 7.1.2 the Seller reserves the right to conduct an inspection of any Goods which are the subject of such a notification; the Seller shall not be obliged to make good any defect which, in the reasonable and sole opinion of the Seller, has arisen from accident, misuse, neglect, incorrect installation, lack of reasonable maintenance or any other cause beyond the reasonable control of the Seller;
 - 7.1.4 where the defect is reasonably attributable to the default of the Seller, the Seller shall repair or replace the Goods but, subject to clause 10.5, shall not be liable to the Purchaser for any removal or installation costs nor any consequential loss whatsoever or damage to the Purchaser arising therefrom; and
 - 7.1.5 in accordance with clause 10.2, the Seller's liability to replace or repair defective Goods shall be limited to a period of 24 months from the date of dispatch from the Seller's premises, unless otherwise agreed in writing.
- 7.2 Where Goods or components supplied by the Seller are of the Seller's design or manufacture, the Seller's liability shall be limited to the guarantee provided by the manufacturer of such Goods or components.
- 7.3 The Seller shall have no obligation to the Purchaser under this clause 7 if the Purchaser is in breach of any provision of the Contract or of these Conditions.
8. CANCELLATION
- 8.1 The Seller, in its sole discretion, reserves the right to cancel any delivery or further delivery of Goods in any case where the Purchaser:
- 8.1.1 is in default of any payment;
 - 8.1.2 breaches any of these Conditions;
 - 8.1.3 is subject to bankruptcy proceedings; or
 - 8.1.4 in the case of a limited company, has appointed a receiver or is subject to liquidation proceedings other than for the purpose of an amalgamation or internal restructuring programme.
- 8.2 In the event that the Order, or any item(s) on the Order, are cancelled by the Purchaser, the following charges will be levied on the Purchaser by the Seller:
- 8.2.1 20% of the net invoice value or of the value of the cancelled item(s), payable within 30 days from the date of cancellation; or
 - 8.2.2 for Goods being manufactured by the Seller in accordance with the Purchaser's Specification, a charge of 20% of the net invoice value plus all manufacturing costs incurred by the Seller in pursuance of the Purchaser's Specification up to and including the date of cancellation being communicated to the Seller.
9. OWNERSHIP
- 9.1 Risk of damage to or loss of the Goods shall pass to the Purchaser on the earliest of delivery at the allocated delivery point or the date on which the Seller attempted to deliver the Goods to the Purchaser.
- 9.2 Notwithstanding delivery and the passing of risk in the Goods to the Purchaser, or any other provision contained within these Conditions, ownership and title to the Goods shall not pass to the Purchaser (and shall be retained in full by the Seller) until (i) in the event that the Goods are sold within the jurisdiction of the Scottish courts, property in the Goods sold shall not pass from the Seller to the Purchaser until the Purchaser has paid (a) the price for the Goods in full in cleared funds (including Value Added Tax) and (b) all other sums due of whatsoever nature by the Purchaser to the Seller; or (ii) in the event that the Goods are sold within the jurisdiction of the English courts, legal and beneficial ownership and property in the Goods shall not pass from the Seller to the Purchaser until the Purchaser has paid the price for the Goods in full in cleared funds (including Value Added Tax).
- 9.3 The Seller may, in its sole discretion, cancel any Contract or Order and remove the Goods if the price is not paid in full at the time and manner stipulated in clause 3 above and, furthermore, to recover damages in respect of the Purchaser's failure to comply with the terms of that Contract.
- 9.4 Until such time as title in the Goods passes to the Purchaser, the Purchaser shall hold the Goods as the Seller's fiduciary agent and shall keep the Goods separate from those of the Purchaser and third parties, and shall keep the Goods properly stored, protected, insured and identified as the Seller's property. Until that time, the Purchaser shall be entitled to resell the Goods in the ordinary course of its business but shall account to the Seller for the proceeds of sale or otherwise of the Goods (including insurance proceeds) and shall keep all such proceeds separate from any monies or property of the Purchaser and third parties.
- 9.5 Until such time as title in the Goods passes to the Purchaser and, provided that the Goods are still in existence and have not been sold, the Seller shall be entitled at any time to require the Purchaser to deliver up the Goods to the Seller and, if the Seller fails to do so (within 14 days), to enter upon any premises of the Purchaser or any third party where the Goods are stored and repossess such Goods.
10. EXCLUSION OF LIABILITY
- 10.1 Since the Seller has no control over the uses to which the Goods provided under the Contract will be put, the Purchaser must satisfy himself that the Goods are suitable for the purposes for which they are intended and must satisfy himself as to his own tests and observations. Except as set out in clause 10.2, the Seller gives no warranties, conditions, guarantees or representations as to the Goods, their satisfactory quality or fitness for a particular purpose and all other warranties, conditions, guarantees or representations, whether express or implied, oral or in writing are hereby excluded.
- 10.2 The Seller warrants that the Goods will correspond with the Purchaser's Specification (if any) at the time of delivery and will be free from defects in material and workmanship for a period of 24 months from the date of despatch unless otherwise agreed in writing between the parties, provided that:
- 10.2.1 the Seller shall be under no liability in respect of any defects in the Goods arising from the Purchaser's Specification, or for the performance or operation of such Goods;
 - 10.2.2 the Seller shall be under no liability in respect of any defect arising from fair wear and tear, wilful damage or negligence by the Purchaser or persons using the Goods, abnormal working conditions, failure to follow the Seller's instructions (whether oral or in writing) or misuse, alteration or repair of the Goods without the Seller's approval;
 - 10.2.3 the Seller shall be under no liability if the total price for the Goods has not been paid by the due date for payment;
 - 10.2.4 any such defect in or failure to meet the Purchaser's Specification of the Goods shall be notified to the Seller in writing as soon as reasonably possible after the Purchaser discovers such defect or non-conformity; and
 - 10.2.5 the above warranty does not extend to the parts, materials or equipment not manufactured by the Seller.
- 10.3 Subject to clause 7, in the event of any valid claim under clause 10.2 above being made by the Purchaser, the Seller shall be entitled to replace or repair the Goods (or the part in question) free of charge, or, at the Seller's sole discretion, to refund to the Purchaser the price of the Goods (or a proportionate part of the price as appropriate) but the Seller shall have no further liability to the Purchaser for any loss or damage whatsoever.
- 10.4 In any event, and notwithstanding anything in these Conditions, the Seller shall not be liable to the Purchaser in contract, tort or otherwise, and whatever the cause thereof:
- 10.4.1 for any increased costs or expenses it incurs;
 - 10.4.2 for any loss of profit, business, contracts, revenues or anticipated savings it experiences; or
 - 10.4.3 for any other special indirect or consequential loss or damage whatsoever.
- 10.5 Nothing in these Conditions operates to limit or exclude the Seller's liability for death and personal injury to the extent that it results from the negligence of the Seller or its employees.
11. INSTRUCTIONS AND HEALTH AND SAFETY
- 11.1 The Purchaser shall comply (and ensure that its employees and agents comply) strictly with all instructions, warnings, data sheets, manuals and other material (including without limitation those regarding health and safety) supplied by the Seller with or in connection with the Goods and/or their use, and shall, upon delivery of the Goods, ensure that such materials accompany the Goods.
12. REFRIGERATED APPLIANCES
- 12.1 Refrigerated appliances are designed to operate in ambient temperatures not exceeding 80 degrees Fahrenheit and with duty limits as specified. No duty can be stipulated in respect of open refrigerated display units.
13. DRAWINGS
- 13.1 All drawings shall remain the Seller's property and must not be used or copied either in whole or in part without the Seller's prior written permission.
14. INDEMNITY
- 14.1 The Purchaser shall indemnify and keep indemnified the Seller against all damages, penalties, costs and expenses however arising to which the Seller may be liable as a result of work done in accordance with the Purchaser's Specification, which infringes any third party property or intellectual property rights.
15. WAIVER
- 15.1 Failure by the Seller in enforcing or partially enforcing any provision of the Contract will not be construed as a waiver of its rights under the Contract.
- 15.2 Any waiver by the Seller of any breach of, or any default under, any provision of the Contract by the Buyer will not be deemed a waiver of any subsequent breach or default and will in no way effect the other terms of the Contract.
16. SEVERANCE
- 16.1 If any provision of the Contract is found by any court, tribunal or administrative body of competent jurisdiction to be wholly or partly illegal, invalid, void, voidable, unenforceable or unreasonable it shall to the extent of such illegality, invalidity, voidness, voidability, unenforceability or unreasonableness be deemed severable and the remaining provisions of the Contract and the remainder of such provision shall continue in full force and effect.
17. WEEE REGULATIONS
- 17.1 The Waste Electrical and Electronic Regulations 2006 (SI 2006/3289)
- 17.1 The Customer shall:
- 17.1.1 Be responsible for financing the collection, treatment, recovery and environmentally sound disposal of:
 - 17.1.1.1 All WEEE arising or deriving from the Products; and
 - 17.1.1.2 All WEEE arising or deriving from products on the market prior to 13 August 2005 where such products are to be replaced by the Products and the Products are from an equivalent type or are fulfilling the same function as that of such products;
 - 17.1.2 comply with all additional obligations placed upon the Customer by the WEEE Regulations by virtue of the Customer accepting the responsibility set out in clause 11.1.1; and
 - 17.1.3 provide the Customers WEEE compliance scheme operator with such data, documents, information and other assistance as such scheme operator from time to time reasonably require to enable such operator to satisfy the obligations assumed by it as a result of the Sellers membership of the operators compliance scheme.
- The customer shall be responsible for all costs and expenses arising from and relating to its obligations in clause 1.1. Further information in respect of the arrangements set out in clause 1.1 can be found at www.electrolink.eu.com by clicking on the "WEEE FINAL USERS" button and quoting WEEE registration number (The WEEE Registrations registration number of the Electrolink member Seller should be inserted here) where prompted.
18. LAW AND JURISDICTION
- 18.1 The construction, validity and performance of each Contract is governed by the laws of Scotland and the parties hereby accept the exclusive jurisdiction of the Scottish courts.
- Duly noted and accepted by the Purchaser



**The Catering Equipment
Company**



E & R Moffat Ltd.

Bonnybridge FK4 2BS
Scotland

T +44 (0) 1324 812272

sales@ermoffat.co.uk



www.ermoffat.co.uk