

TRIM TRAILS



builds upper body strength
builds lower body strength
improves co-ordination

movement
stretching
mobility



Unit 3 Heppington Barn
Street End
Canterbury
Kent
CT4 7AL

DIMENSIONS

L2400 W125 H433mm

FREE FALL HEIGHT

433mm



Balance Beam


Dimensions Do Not Include Surfacing

DIMENSIONS

L6900 W1600 H434mm

FREE FALL HEIGHT

434mm



Dimensions Do Not Include Surfacing

Balance Challenge

DIMENSIONS

L5095 W2445 H511mm

FREE FALL HEIGHT

511mm



Dimensions Do Not Include Surfacing


Three Bar Balance

DIMENSIONS

L1990 W2050 H470mm

FREE FALL HEIGHT

470mm



Dimensions Do Not Include Surfacing


V Balance Beam

DIMENSIONS

L2400 W1600 H434mm

FREE FALL HEIGHT

434mm



Dimensions Do Not Include Surfacing

Sloping Balance beam



Log Roll


DIMENSIONS

L3350 W250 H2700mm

FREE FALL HEIGHT

462mm

Dimensions Do Not Include Surfacing



Balance Weave


DIMENSIONS

L2800 W375 H1800mm

FREE FALL HEIGHT

450mm

Dimensions Do Not Include Surfacing



Sloping Balance Weave


DIMENSIONS

L2792 W375 H1800mm

FREE FALL HEIGHT

570mm

Dimensions Do Not Include Surfacing



Double Sloping Balance Weave


DIMENSIONS

L4589 W1150 H1800mm

FREE FALL HEIGHT

555mm

Dimensions Do Not Include Surfacing



Balance Slalom


DIMENSIONS

L3250 W1200 H585mm

FREE FALL HEIGHT

585mm

Dimensions Do Not Include Surfacing



Balance Junction


DIMENSIONS

L2400 W2400 H550mm

FREE FALL HEIGHT

550mm

Dimensions Do Not Include Surfacing



150 mm Stepping Logs


DIMENSIONS

Diameter 150mm
H400mm

FREE FALL HEIGHT

400mm

Dimensions Do Not Include Surfacing



200 mm Stepping logs


DIMENSIONS

Diameter 200 mm
H400mm

FREE FALL HEIGHT

462mm

Dimensions Do Not Include Surfacing



Log Snake

DIMENSIONS

L1565 W410 H500mm

FREE FALL HEIGHT

500mm

Dimensions Do Not Include Surfacing



Log Snake Weaver

DIMENSIONS

L1790 W661 H1500mm

FREE FALL HEIGHT

300mm

Dimensions Do Not Include Surfacing



Walk and Stretch Post


DIMENSIONS

L225 W635 H1000mm

FREE FALL HEIGHT

300mm

Dimensions Do Not Include Surfacing



Tightrope Crossing

DIMENSIONS

L4695 W850 H1200mm

FREE FALL HEIGHT

400mm

Dimensions Do Not Include Surfacing



Log Hops


DIMENSIONS

L4525 W2400 H303mm

FREE FALL HEIGHT

585mm

Dimensions Do Not Include Surfacing



Chin Ups

DIMENSIONS

L125 W3200 H1500mm

FREE FALL HEIGHT

1500mm

Dimensions Do Not Include Surfacing



Parallel Bars

DIMENSIONS

L2400 W725 H1175mm

FREE FALL HEIGHT

585mm

Dimensions Do Not Include Surfacing



DIMENSIONS

L1250 W1800 H560mm

FREE FALL HEIGHT

560mm

Dimensions Do Not Include Surfacing



Log Stack


DIMENSIONS

L2925 W2400 H1128mm

FREE FALL HEIGHT

1128mm

Dimensions Do Not Include Surfacing



Over and Under


DIMENSIONS

L600 W195 H380mm

FREE FALL HEIGHT

380mm

Dimensions Do Not Include Surfacing



600 mm Wobble Board

DIMENSIONS

L1600 W195 H380mm

FREE FALL HEIGHT

380mm

Dimensions Do Not Include Surfacing



1.6m Wobble Board

DIMENSIONS

L2107 W1099 H600mm

FREE FALL HEIGHT

600mm

Dimensions Do Not Include Surfacing



Crawl Net



Spider Web Net

DIMENSIONS

L3243 W3243 H1500mm

FREE FALL HEIGHT

585mm

Dimensions Do Not Include Surfacing

DIMENSIONS

L4159 W695 H1850mm

FREE FALL HEIGHT

510mm

Dimensions Do Not Include Surfacing



Slalom Rope Walk

DIMENSIONS

L2225 W1300 H1400mm

FREE FALL HEIGHT

513mm

Dimensions Do Not Include Surfacing



Suspension bridge

DIMENSIONS

L3000 W1125 H1450mm

FREE FALL HEIGHT

523mm

Dimensions Do Not Include Surfacing



Burma Bridge


DIMENSIONS

L2700 W1200 H1400 mm

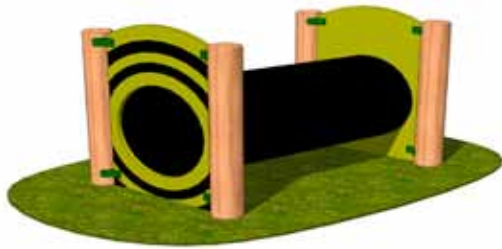
FREE FALL HEIGHT

585mm

Dimensions Do Not Include Surfacing



Wobble Bridge



Free Standing Tunnel

DIMENSIONS

L1338 W950 H992mm

FREE FALL HEIGHT

135mm

Dimensions Do Not Include Surfacing

DIMENSIONS

L2650 W1125 H1400mm

FREE FALL HEIGHT

463mm

Dimensions Do Not Include Surfacing



Rope Bridge

DIMENSIONS

L2700 W1000 H1375mm

FREE FALL HEIGHT

475mm

Dimensions Do Not Include Surfacing



Rope Tunnel


DIMENSIONS

L3350 W250 H2700mm

FREE FALL HEIGHT

460 mm

Dimensions Do Not Include Surfacing



Rope Walk

DIMENSIONS

L3350 W300 H2700mm

FREE FALL HEIGHT

521mm

Dimensions Do Not Include Surfacing



Drop Rope traverse



Cross Rope

DIMENSIONS

L3350 W250 H2700mm

FREE FALL HEIGHT

473mm

Dimensions Do Not Include Surfacing



Log Roll

DIMENSIONS

L3350 W250 H2700mm

FREE FALL HEIGHT

462 mm

Dimensions Do Not Include Surfacing



Log Roll with Drop Ropes


DIMENSIONS

L3350 W225 H2700mm

FREE FALL HEIGHT

462mm

Dimensions Do Not Include Surfacing



Log Rope

DIMENSIONS

L3000 W600 H2575mm

FREE FALL HEIGHT

500mm

Dimensions Do Not Include Surfacing



Monkey Bar Log

DIMENSIONS

L3450 W720 H2285mm

FREE FALL HEIGHT

2175 mm

Dimensions Do Not Include Surfacing



Monkey Bars

DIMENSIONS

L2650 W1110 H2050mm

FREE FALL HEIGHT

2025mm

Dimensions Do Not Include Surfacing



Tarzon Ring Beam

DIMENSIONS

L2955 W1110 H2200mm

FREE FALL HEIGHT

1895 mm

Dimensions Do Not Include Surfacing



Tarzan traverse

DIMENSIONS

L3350 W300 H2700mm

FREE FALL HEIGHT

520 mm

Dimensions Do Not Include Surfacing



A Frame (High)

DIMENSIONS

L2097 W1974 H2017mm

FREE FALL HEIGHT

2000mm

Dimensions Do Not Include Surfacing



A Frame (Low)

DIMENSIONS

L1516 W1974 H1517mm

FREE FALL HEIGHT

1500mm

Dimensions Do Not Include Surfacing



Rope Weave

DIMENSIONS

L3350 W300 H2700mm

FREE FALL HEIGHT

520 mm

Dimensions Do Not Include Surfacing



Climbing Ladder

DIMENSIONS

L150 W1350 H1730mm

FREE FALL HEIGHT

1500 mm

Dimensions Do Not Include Surfacing



Climbing Net

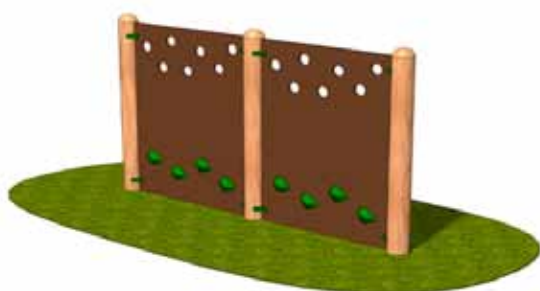
DIMENSIONS

L150 W2060 H1500mm

FREE FALL HEIGHT

1500 mm

Dimensions Do Not Include Surfacing



Traverse Wall

DIMENSIONS

L150 W2850 H1800mm

FREE FALL HEIGHT

500mm

Dimensions Do Not Include Surfacing



Jigsaw Traverse Wall

DIMENSIONS

L825 W2670 H1850mm

FREE FALL HEIGHT

600 mm

Dimensions Do Not Include Surfacing



Traverse Weave Combo

DIMENSIONS

L2805 W678 H2100mm

FREE FALL HEIGHT

559 mm

Dimensions Do Not Include Surfacing



Wall Net Combo

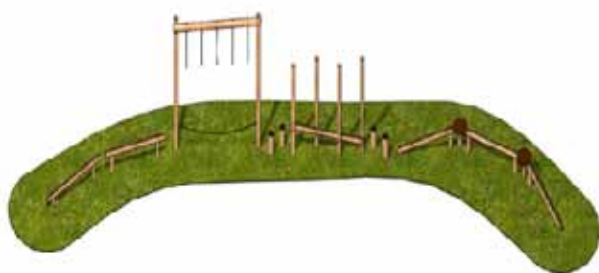
DIMENSIONS

L6770 W150 H2380mm

FREE FALL HEIGHT

1139mm

Dimensions Do Not Include Surfacing



TRAIL 1

Length 21m
Width 1.6m
Not including Surfacing

Consist Of

Sloping Balance Walk
Balance Walk
Drop Rope Travers
Sloping Balance Weave
Balance Challenge



TRAIL 2

Length 21m
Width 0.6m
Not including Surfacing

Consist Of

Sloping Balance Walk x2
Cross Rope
Stepping Logs
Log Rope
Log Snake
Rope Walk
Walk & Stretc Post



TRAIL 3

Length 20m
Width 1.3m
Not including Surfacing

Consist Of

Sloping Balance Walkx2
Suspension bridge
Log Snake
Log Roll
Stepping Logs
Burma Bridge
Log Snake Weaver



TRAIL 4

Length 23m
Width 1.1m
Not including Surfacing

Consist Of

Tight Rope Crossing
Rope Tunnel
Stepping Logs
Balance Walk
Tranverse Weave Combo
Climb Ladder
Tarzan Ring Beam



TRAIL 5

Length 17.5m
Width 1.2m
Not including Surfacing

Consist Of

Stepping Logs x2
Crawl Net
Slalom Rope Walk
Rope Weave
1.6m Wobble Bridge
Balance Slalom

TRAIL 6

Consist Of



Length 24m
Width 1.6m
Not including Surfacing

Balalnce Challenge
Log Rope
Stepping Logs
Sloping Double Balance Weave
Drop Rope Traverse
Balance Slalom

TRAIL 7

Consist Of

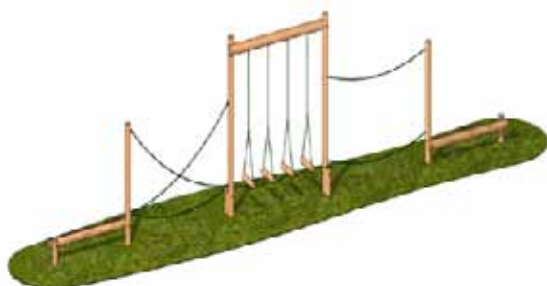


Length 19.5m
Width 1.2m
Not including Surfacing

Tight Rope Crossing
Wobble Bridge
Stepping logs
Log Roll with Drop Ropes
Rope Bridge
Sloping Balance Weave

TRAIL 8

Consist Of



Length 13.75m
Width 0.6m
Not including Surfacing

Balance Walk x2
Cross Rope
Log Rope
Rope Walk

TRAIL 9

Consist Of



Length 9m
Width 0.8m
Not including Surfacing

Jigsaw Traverse Wall
Log Snake
Slalom Rope Walk

TRAIL 10

Consist Of



Length 10m
Width 1.2m
Not including Surfacing

Free Standing Tunnell
Balalnce Slalom
Log Snake Weaver
Sloping Balance Weave



**Unit 3 Heppington Barn
Street End
Canterbury
Kent
CT4 7AL**

**www.ssp-uk.co.uk
enquiries@ssp-uk.co.uk
0870 750 1432**