

• CUSTOMER SERVICE • INNOVATION • MANUFACTURING • QUALITY • TECHNICAL EXPERTISE • EXCELLENCE • DESIGN •



*The Right Connection<sup>®</sup>*

# Blow out Prevention Couplings

Customer Service: **+44 (0)1772 323529**

Email: **sales@dixoneurope.co.uk**

[www.dixoneurope.co.uk](http://www.dixoneurope.co.uk)



## Dixon Blowout Prevention Couplings

### Application:

- designed specifically for blow-out prevention systems on drilling rigs

### Product Offering:

- VEP-BOP Series:
  - thread to connect flush face interchange
  - $\frac{3}{8}$ " to  $1\frac{1}{2}$ " in Steel
- H-BOP Series:
  - ISO-B interchange
  - $\frac{1}{2}$ " to 1" in Steel and 316 stainless
- WS-BOP Series:
  - same reliable Wing coupling you know, new red components
  - $\frac{3}{4}$ " to 2" in Steel and 316 stainless

### Features:

- fire tested and Lloyd's certified to 700°C (1300°F) in accordance with API 16D, certificate available upon request
- certified at a test pressure of 5,000 PSI
- red powder coated components and external seals provide easy BOP approved identification
- critical seals are FKM



## VEP-BOP Series Hydraulic Couplings

### Interchange Data:

- Stucchi VEP/VEP-HD Series, DNP FSI-BOP Series

### Seal Components:

- Blow-out Prevention (BOP) coupling critical seals are severe service FKM
- PTFE Anti-Extrusion ring protects main coupling valve seal from dynamic impulse pressure damage

### Materials:

- Machined components are manufactured using solid Steel bar stock
- Stainless Steel retaining rings and springs maximise corrosion resistance and extend service life
- Steel components are plated using ROHS Compliant Zinc Nickel
- Red powder coated components and external O-rings for easy BOP service identification

- BOP couplings have been fire tested and Lloyd's certified to 700°C (1300°F) in accordance with API 16D. Certificate available upon request

- VEP dust caps and dust plugs found also available

LLOYD'S TEST PRESSURE	
BODY SIZE	PSI
3/8"	5,000
1/2"	5,000
3/4"	5,000
1"	5,000
1 1/4"	5,000
1 1/2"	5,000

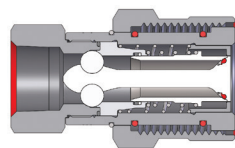

### Rated Pressure Chart:

VEP-BOP SERIES INTERCHANGE																
BODY SIZE	PRESSURE RATING				BURST PRESSURE						MAX. PRESSURE CONNECT		MAX. PRESSURE DISCONNECT		RATED FLOW ΔP=21.75 PSI	
	ISO WORKING		MAX. IMPULSE		CONNECTED		COUPLER		PLUG		PSI	MPA	PSI	MPA	L/MIN	
	PSI	MPA	PSI	MPA	PSI	MPA	PSI	MPA	PSI	MPA						
3/8"	5,500	38	8,000	55	22,000	152	18,000	124	20,000	138	4,500	31	4,500	31	40	
1/2"	5,500	38	8,000	55	22,000	152	18,000	124	20,000	138	4,500	31	4,500	31	66	
3/4"	5,500	38	8,000	55	22,000	152	18,000	124	20,000	138	4,500	31	4,500	31	85	
1"	5,500	38	7,500	52	22,000	152	14,500	100	20,000	138	3,625	25	3,625	25	123	
1 1/4"	5,000	35	7,000	48	20,000	138	14,500	100	16,000	110	3,625	25	3,625	25	174	
1 1/2"	5,000	31	5,800	40	18,000	124	12,000	83	14,500	100	3,000	21	3,000	21	360	

Contact Dixon for availability of other end configurations.



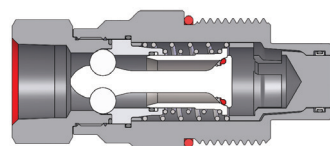
# Quick Release Couplings



(Female Thread)

## VEP-BOP SERIES BLOWOUT PREVENTION SAFETY COUPLER

PART NO	BODY SIZE	THREADS SIZE	BODY MATERIAL
3VEP3-BOP	3/8"	3/8" - 18 NPTF	Steel
4VEPF4-BOP	1/2"	1/2" - 14 NPTF	Steel
6VEPF6-BOP	3/4"	3/4" - 14 NPTF	Steel
8VEPF8-BOP	1"	1" - 11 1/2 NPTF	Steel
10VEPF10-BOP	1 1/4"	1 1/4" - 11 1/2 NPTF	Steel
12VEPF12-BOP	1 1/2"	1 1/2" - 11 1/2 NPTF	Steel



(Female Thread)

## VEP-BOP SERIES BLOWOUT PREVENTION SAFETY NIPPLE

PART NO	BODY SIZE	THREADS SIZE	BODY MATERIAL
VEP3F3-BOP	3/8"	3/8" - 18 NPTF	Steel
VEP4F4-BOP	1/2"	1/2" - 14 NPTF	Steel
VEP6F6-BOP	3/4"	3/4" - 14 NPTF	Steel
VEP8F8-BOP	1"	1" - 11 1/2 NPTF	Steel
VEP10F10-BOP	1 1/4"	1 1/4" - 11 1/2 NPTF	Steel
VEP12F12-BOP	1 1/2"	1 1/2" - 11 1/2 NPTF	Steel

## WS-BOP Series Hydraulic Couplings

### Interchange Data:

- Snap-Tite 75-Series, DNP VFF-HD BOP Series

### Seal Components:

- Blow-out Prevention (BOP) couplings contain severe service FKM seals
- PTFE Anti-Extrusion ring protects main coupling valve seal from dynamic impulse pressure damage
- Main valve seal is “housed” to improve seal integrity during pressurised connection/disconnection

### Materials:

- Machined components are manufactured using solid Steel or 316 stainless Steel bar stock
- Stainless Steel retaining rings, and springs maximise corrosion resistance and extend service life
- Steel componentry is plated using ROHS Compliant Zinc Nickel
- Rugged high-strength Steel wing nut for threaded connect and disconnect operation
- 316 stainless Steel nipple connection-threads are coated to prevent galling during connection/disconnection
- Red powder coated coupler wing-nut and external nipple O-ring for easy BOP service identification

- BOP couplings have been fire tested and Lloyd’s certified to 700°C (1300°F) in accordance with API 16D. Certificate available upon request
- WS dust caps and dust plugs also available

### Rated Pressure Chart:

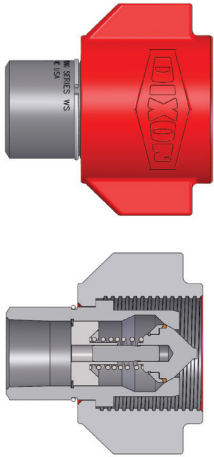
WS-BOP SERIES HIGH PRESSURE WINGSTYLE INTERCHANGE (CONNECTED)								
BODY SIZE	STEEL COUPLER/PLUG				316 STAINLESS STEEL COUPLER/PLUG			
	Max. Working		Burst		Max. Working		Burst	
	PSI	Bar	PSI	Bar	PSI	Bar	PSI	Bar
3/4"	5,000	345	32,800	2,200	5,000	345	20,000	1,400
1"	5,000	345	25,100	1,700	5,000	345	20,000	1,400
1 1/4"	5,000	345	25,100	1,700	5,000	345	15,000	1,000
1 1/2"	5,000	345	20,000	1,400	5,000	345	15,000	1,000
2"	5,000	345	15,000	1,000	5,000	345	15,000	1,000

### Technical Specifications:

BODY SIZE	FUNCTIONAL PARAMETERS					LLOYD’S TEST PRESSURE
	LOCKING MECHANISM	AIR INCLUSION	FLUID LOSS	VACUUM INCH HG	FLOW ΔP = 30 PSI L/MIN	PSI
3/4"	Threaded	10cc	10cc	27.4	132	5,000
1"	Threaded	23cc	15cc	27.4	244	5,000
1 1/4"	Threaded	50cc	30cc	27.4	395	5,000
1 1/2"	Threaded	100cc	60cc	27.4	602	5,000
2"	Threaded	200cc	135cc	27.4	1015	5,000



# Quick Release Couplings




(Female Thread)

## WS-BOP SERIES BLOWOUT PREVENTION SAFETY COUPLER

PART NO	BODY SIZE	THREADS SIZE	BODY MATERIAL
6WSF4-BOP	3/4"	1/2" - 14 NPTF	Steel
6WSF6-BOP	3/4"	3/4" - 14 NPTF	Steel
6WSF6-SS-BOP	3/4"	3/4" - 14 NPTF	316 Stainless Steel
8WSF8-BOP	1"	1" - 11 1/2 NPTF	Steel
8WSF8-SS-BOP	1"	1" - 11 1/2 NPTF	316 Stainless Steel
10WSF10-BOP	1 1/4"	1 1/4" - 11 1/2 NPTF	Steel
10WSF10-SS-BOP	1 1/4"	1 1/4" - 11 1/2 NPTF	316 Stainless Steel
12WSF12-BOP	1 1/2"	1 1/2" - 11 1/2 NPTF	Steel
12WSF12-SS-BOP	1 1/2"	1 7/8" - 11 1/2 NPTF	316 Stainless Steel
16WSF16-BOP	2"	2" - 11 1/2 NPTF	Steel
16WSF16-SS-BOP	2"	2" - 11 1/2 NPTF	316 Stainless Steel

## WS-BOP SERIES BLOWOUT PREVENTION SAFETY NIPPLE



(Female Thread)

PART NO	BODY SIZE	THREADS SIZE	BODY MATERIAL
WS6F4-BOP	3/4"	1/2" - 14 NPTF	Steel
WS6F6-BOP	3/4"	3/4" - 14 NPTF	Steel
WS6F6-SS-BOP	3/4"	3/4" - 14 NPTF	316 Stainless Steel
WS8F8-BOP	1"	1" - 11 1/2 NPTF	Steel
WS8F8-SS-BOP	1"	1" - 11 1/2 NPTF	316 Stainless Steel
WS10F10-BOP	1 1/4"	1 1/4" - 11 1/2 NPTF	Steel
WS10F10-SS-BOP	1 1/4"	1 1/4" - 11 1/2 NPTF	316 Stainless Steel
WS12F12-BOP	1 1/2"	1 1/2" - 11 1/2 NPTF	Steel
WS12F12-SS-BOP	1 1/2"	1 7/8" - 11 1/2 NPTF	316 Stainless Steel
WS16F16-BOP	2"	2" - 11 1/2 NPTF	Steel
WS16F16-SS-BOP	2"	2" - 11 1/2 NPTF	316 Stainless Steel

## H-BOP Series Hydraulic Couplings

### Interchange Data:

- Eaton/Hansen HKFR-Series, DNP HNV-BOP Series
- Interchangeable to ISO7241 Series B

### Seal Components:

- Blow-out Prevention (BOP) couplings contain severe service FKM seals
- PTFE Anti-Extrusion ring protects main coupling body seal from dynamic impulse pressure damage
- Coupler has redundant O-ring sealing system
- Valve seals are crimped in place to maintain integrity during excessive flow conditions and pressurised connection

### Materials:

- Machined components are manufactured using solid Steel or 316 stainless Steel bar stock.
- Stainless Steel balls, retaining rings, and springs maximise corrosion resistance and extend service life.
- Steel componentry is plated using ROHS Compliant Trivalent Chrome.
- Steel coupler sleeves are hardened to resist deformation and maximise service life.
- Steel nipples are hardened to provide heavy duty performance and resist brinelling.
- Red powder coated coupler sleeve and nipple hex for easy BOP service identification
- Locking sleeve is standard

- BOP couplings have been fire tested and Lloyd's certified to 700°C (1300°F) in accordance with API 16D. Certificate available upon request.

- H-Series dust caps and dust plugs also available

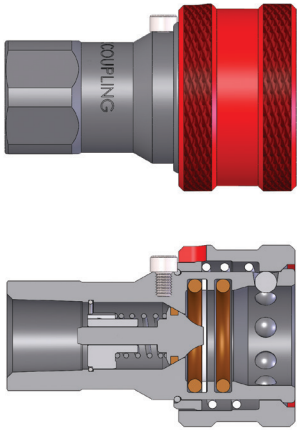
### Rated Pressure Chart:

H-BOP-SERIES BLOWOUT PREVENTION SAFETY INTERCHANGE										
BODY SIZE	STEEL COUPLER/PLUG				316 STAINLESS STEEL COUPLER/PLUG				LLOYD'S TEST PRESSURE	FLOW ΔP = 22 PSI L/MIN
	Maximum Working		Burst		Maximum Working		Burst			
	PSI	MPA	PSI	MPA	PSI	MPA	PSI	MPA	PSI	
1/2"	5,000	345	16,000	1,100	5,000	345	22,000	1,500	5,000	56
3/4"	5,000	345	16,500	1,150	5,000	345	21,500	1,450	5,000	109
1"	5,000	345	16,000	1,100	5,000	345	15,000	1,000	5,000	188






# Quick Release Couplings



(Female Thread)

## H-BOP SERIES BLOWOUT PREVENTION SAFETY COUPLER

PART NO	BODY SIZE	THREAD SIZE	BODY MATERIAL
4HF4-BOP	1/2"	1/2" - 14 NPTF	Steel
4HF4-SS-BOP	1/2"	1/2" - 14 NPTF	316 Stainless Steel
6HF6-BOP	3/4"	3/4" - 14 NPTF	Steel
6HF6-SS-BOP	3/4"	3/4" - 14 NPTF	316 Stainless Steel
8HF8-BOP	1"	1" - 11 1/2 NPTF	Steel
8HF8-SS-BOP	1"	1" - 11 1/2 NPTF	316 Stainless Steel



(Female Thread)

## H-BOP SERIES BLOWOUT PREVENTION SAFETY NIPPLE

PART NO	BODY SIZE	THREAD SIZE	BODY MATERIAL
H4F4-BOP	1/2"	1/2" - 14 NPTF	Steel
H4F4-SS-BOP	1/2"	1/2" - 14 NPTF	316 Stainless Steel
H6F6-BOP	3/4"	3/4" - 14 NPTF	Steel
H6F6-SS-BOP	3/4"	3/4" - 14 NPTF	316 Stainless Steel
H8F8-BOP	1"	1" - 11 1/2 NPTF	Steel
H8F8-SS-BOP	1"	1" - 11 1/2 NPTF	316 Stainless Steel

Steel  
316 Stainless Steel  
Steel  
316 Stainless Steel  
Steel  
316 Stainless Steel

### Interchange App



The Dixon Quick Coupling Global Interchange allows the user to quickly cross-reference Dixon Quick Coupling part numbers with those of other manufacturers.

Available at iTunes and Google Play stores now.

### Dixon Group Europe Limited

Dixon House, 350 Leach Place,  
Walton Summit Centre, Preston PR5 8AS, UK.

Telephone: +44 (0)1772 323529

Fax: +44 (0)1772 314664

Email: sales@dixoneurope.co.uk

[www.dixoneurope.co.uk](http://www.dixoneurope.co.uk) / [www.dixoneurope.eu](http://www.dixoneurope.eu)

Stay connected with Dixon on  or 



Customer Service: **+44 (0)1772 323529**

Email: **sales@dixoneurope.co.uk**