



SUNCOMBE

CIP, BIOWASTE & PROCESS SOLUTIONS

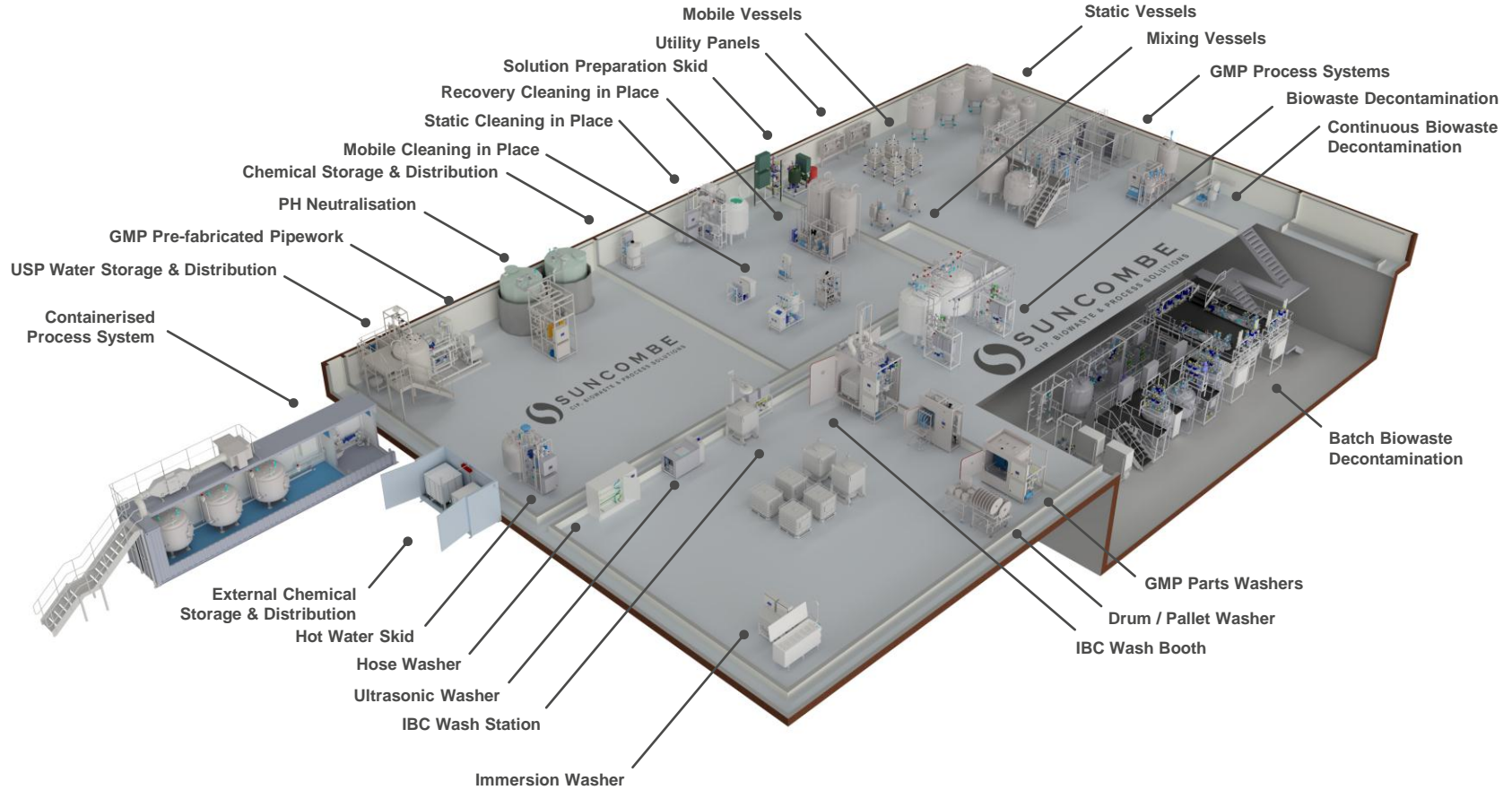
IBC WashDock™



Suncombe Ltd, Jade House, Lockfield Avenue, Brimsdown, Enfield, Middlesex, EN37JY, United Kingdom

T +44(0)20-8443-3454 F +44(0)20-8443-3969 E info@suncombe.com W www.suncombe.com

www.suncombe.com



Product Portfolio

About Us

Suncombe Ltd supply Cleaning and hygienic processing technology for the BioPharma, Medical, Food and other critical hygiene industries. From CIP to PartsWashers, we are uniquely capable of offering you a complete washing and processing solution.

Formed in 1961, we have a tremendous amount of experience in-house and provide a high level of technical and engineering expertise. Our completed projects range from stand-alone systems to complete processing solutions. Our products are built to a high quality and encompass all relevant legislation, guidelines, testing, documentation, quality assurance and traceability requirements.

Cleaning Philosophy

Designed as a stand alone system the IBCWashDock™ is an ideal system for cleaning the internals of IBCs. Internal washing is achieved using a series of high pressure jets inserted into the IBC, which follow a recipe controlled sequence setup by the clients. This leads to repeatable patterns to ensure total coverage of internal surfaces.

The powerful jets provide the force to remove stubborn surface contamination.

Wash water is only used once in a single pass on contaminated surfaces—this is the preferred method for critical applications. However if required, re-circulation systems are also possible.

Lean Technology

Adopting LEAN principles, all Suncombe products are developed to ensure they minimise utilities and time, whilst ensuring the safety of the operators and the efficiency of the cleaning. .

IBCWashDock™

Liquid Inlet for cleaning and Air Inlet for drying & cooling



High Efficiency / Low Flow Internal Spray Nozzle



Design Options

Wash all types and sizes of IBC's, Cone Valve, Butterfly Valve & others.

All stainless steel 316/316L construction with insulation

Systems integrated neatly into GMP facility with support services located in technical spaces.

Alternative IBC loading methods — conveyors, AGV or other.

Automatic actuation/opening systems for IBC inlet lids & outlet valves

Buffer water storage tanks.

Re-circulation of wash water

Multiple detergent/sanitiser additions

International design guidelines — cGMP, PED, ASME BPE, CE, GAMP, ISPE, FDA, 21CFR11, ATEX & EHEDG.

Data logging — retention of cycle records.

Communication with other systems such as DCS.

Validation package with supporting documentation.



Manual Lid Insertion

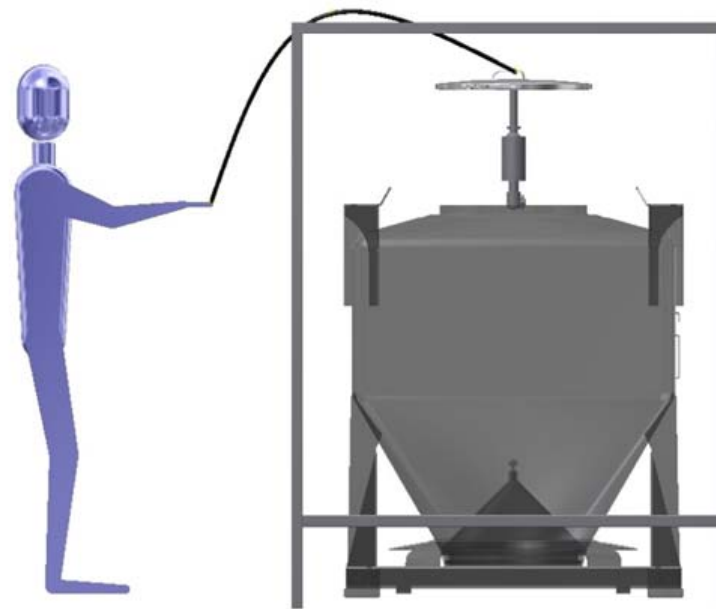
IBCWashDock™ Actuation

Suncombe IBCWashDock™s can position the spray device into the IBC top manually, manually assisted or automatically, as shown below:

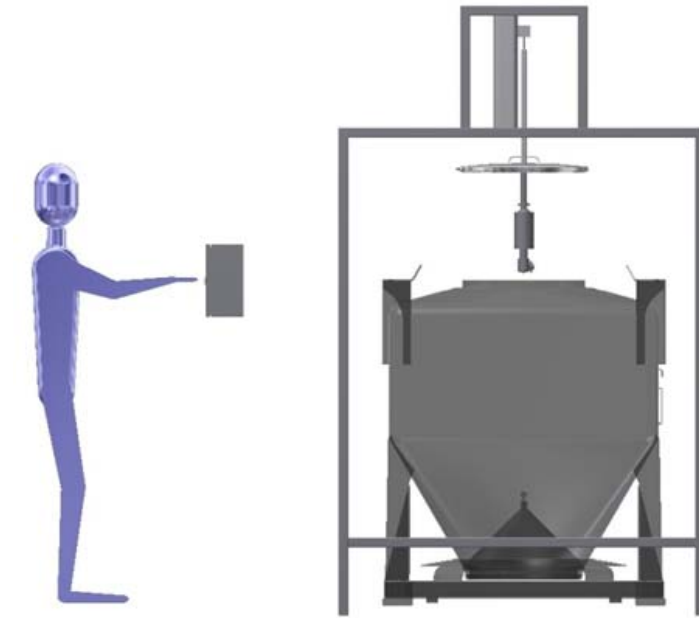
Manual Wash Lid Position



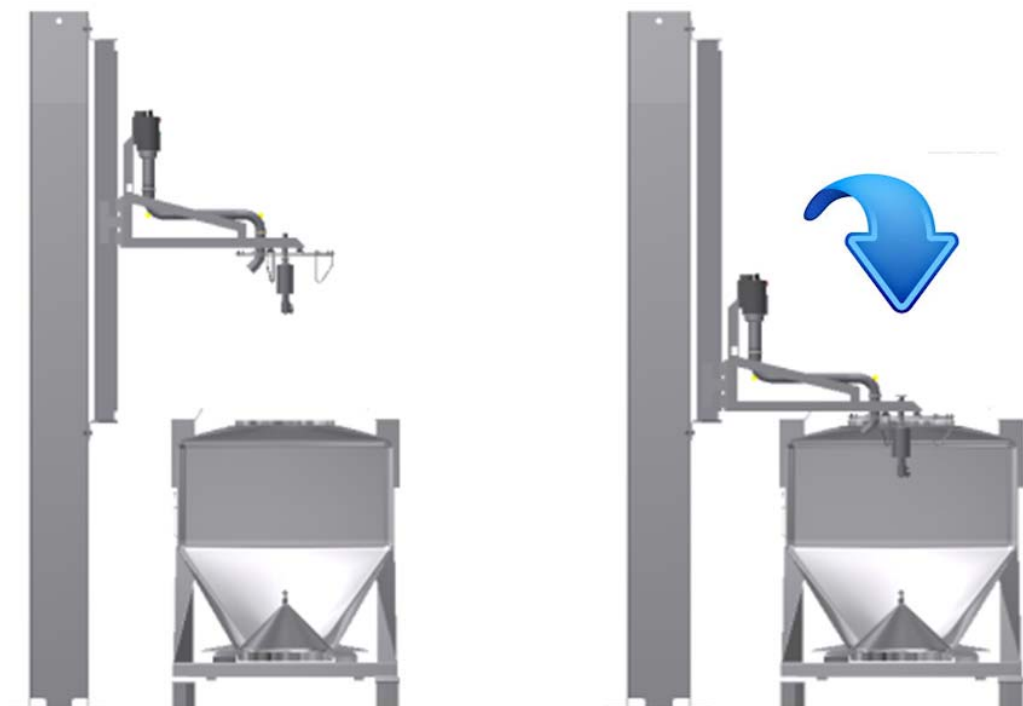
Assisted Manual Wash Lid Position




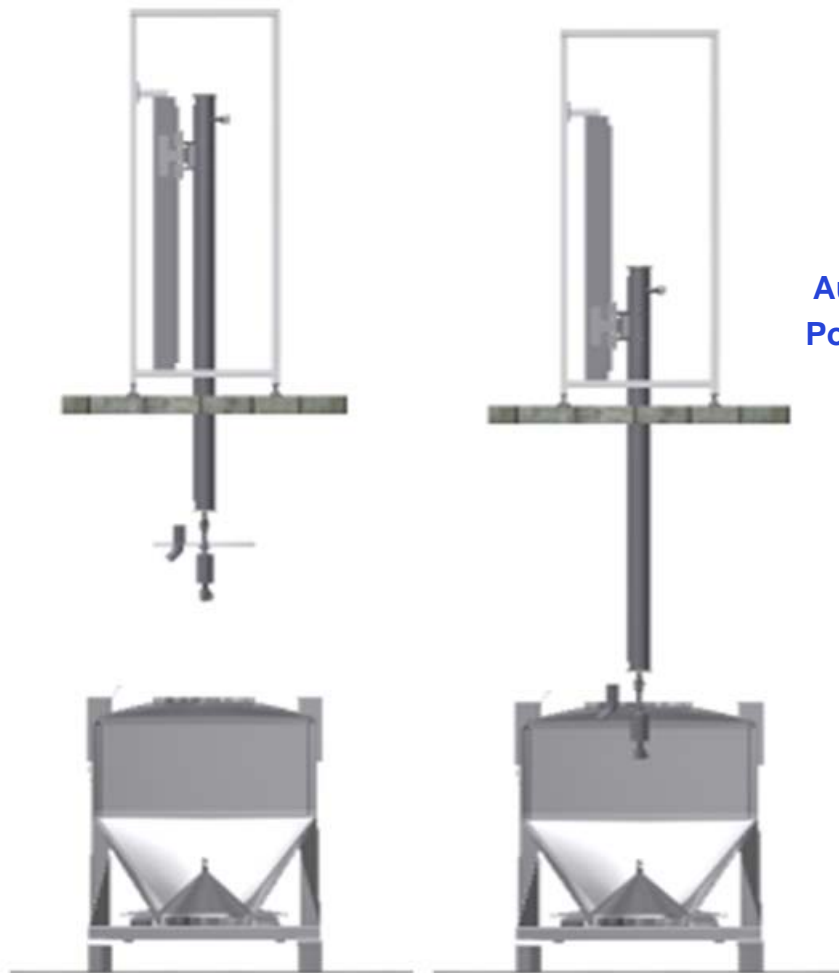
Automatic Wash Lid Position



Automatic Wash Lid Position from Column



Automatic Wash Lid Position from Ceiling



CIPOne™ Introduction

The fluid supply for the IBCWashDock™ is generated by a Suncombe CIPOne™ fluid generation system. Utilising standard pre-approved modules, the CIPOne™ is a fully modularised system that offers an economic solution to CIP whilst maintaining the quality of build and operation that Suncombe clients expect. The system is built from a selection of modules, allowing configuration of the system that you require whilst also affording full future proofing by either exchanging or adding modules at any time.

Development

This new range, developed using our 45 years of company experience, incorporates new technology, environmental and water saving features. Available in Static and Mobile Versions, the CIPOne™ is built from certified stainless steels using EHEDG and 3A sanitary components and is available in manual, semi-automatic and automatic.

Standard Operation

The CIPOne™ can be supplied with no water storage or with the facility to store 500, 1,000 or 1,500 litres of cold water and deliver this water in a controlled manner to the equipment to be cleaned at the required flowrate and pressure, to provide a Clean In Place of your equipment.

IBCWashDock CIPOne™ System

CIPOne™ with Buffer



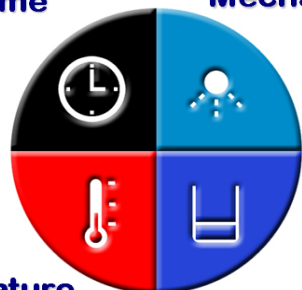
CIPOne™ with no Tank and Covers



CIP Energy Sources

Time

Mechanical



Chemical

Temperature

Reference	System Pipework	Flowrate Litres/min	Low Pressure barg	Medium Pressure barg	width mm	depth mm	Max height mm	With 500 litre tank	With 1,000 litre tank	With 1,500 litre tank	Automatic or Manual
CIPOne™ 25	1"	35	2.0	5.5	1,200	1,500	1,800	/500	/1000	/1500	A/M
CIPOne™ 40	1.5"	90	2.0	5.5	1,200	1,500	1,800	/500	/1000	/1500	A/M
CIPOne™ 50	2.0"	162	2.0	5.5	1,200	1,500	1,800	/500	/1000	/1500	A/M
CIPOne™ 80	3.0"	386	2.0	4.5	1,200	1,500	1,800	/500	/1000	/1500	A/M

Typical Applications


Static and Mobile Tanks and Vessels, Processors and Fermenters, Mixers and Blenders, Labscale and Pilot scale plant, Dryers, Granulators, Coaters, Filters, Presses and Mills. Isolators, IBC's, Pasteurisers, Homogenisers, Conveyors, Ovens, Ducting, Filters, Pumps, Dryers, Fillers and Whippers, Other Processing Equipment.

Available Rinses

Cold Water Rinse, Cold Detergent Rinse, Hot Water Rinse, Hot Detergent Rinse, Cold Sanitiser Rinse, Air Purge

Automation

CIPSuite#1™ - Simple versatile automatic control system with 1 or 6 time changeable recipes.



CIPSuite#2™ - Automatic control system with 25 fully configurable recipes, time changeable recipes, I/O faceplates, Mimic diagrams, Repeatable automatic cycles, User control with passwords, In built troubleshooting and diagnostic ability.

