




M E R G I N G S A F E T Y W I T H S T Y L E

The Safe Solution for Stainless Steel Balustrade Systems



KEE STAINLESS is the most exclusive product in the **Kee Safety** handrail and balustrade product range. The system has been designed to meet the increasing demand for a stainless steel finish for interior applications. Our modular stainless steel tube and component system is ideal for use in balustrades for stairways and wall mounted handrails. It provides both protection and elegance allowing designers to create a sharp stylish interior.



- **Modular Stainless Steel handrail and balustrade system**
- **Contemporary interior solution**
- **Complies with relevant British Standards and Safety Regulations when correctly designed and installed**
- **Durability and strength**
- **No need for welding**
- **Full range of glass infill panels**
- **Site visits to discuss your requirements**
- **Full design and installation service available**



Superior Quality

The KEE STAINLESS system is produced in Grade 304 Stainless Steel and it is supplied as standard with a brushed satin finish. The 304 Grade offers the superior qualities of hygiene, strength and durability, and it is widely used in architectural applications.

Versatility & Reliability

Flexibility and simplicity is the basis of all Kee Safety products. KEE STAINLESS components securely join a stainless steel tube into almost any configuration imaginable. The system can be constructed quickly and simply with very few basic tools.

Infill alternatives

To enhance the look of the KEE STAINLESS system, we offer 10mm or 8mm thick toughened glass panels in 6 colour options. We can also add your company logo on the glass.

Unrivalled Technical Support

When you purchase **KEE STAINLESS** from Kee Safety Ltd you can be assured of unrivalled technical support. Our technical team can offer practical assistance in all aspects of design, installation and compliance with relevant standards.

Additionally we offer a full design and installation service through our **KEE PROJECTS** division, assuring you of a safe installation, fully compliant with all major standards and statutory requirements.

We will be more than happy to visit your site, discuss your project requirements and prepare a detailed specification.

To arrange a visit please call our **KEE PROJECTS** team on **0118 931 1022**.

- **Cost estimation to specific project needs**
- **Technical advice and support**
- **Site inspection service**
- **Design solution in CAD**
- **Installation service**

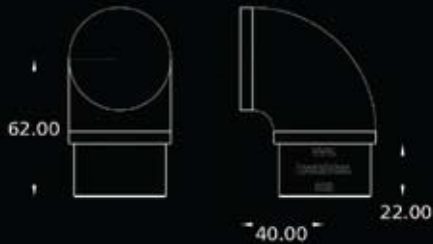


IN-LINE BRACKETS

KSF05A



End Scroll for wall mounted handrail systems



This part should be riveted to the tube to prevent accidental parting from the system.

KSF15A



90° Elbow

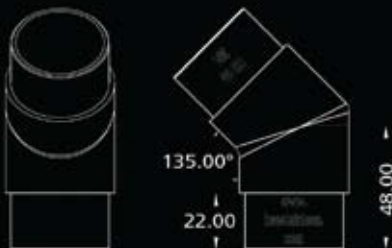


90° elbow used for Corners and 'D' Returns. If used for 'D' Returns then needs to be riveted in position rather than glued.

KSF55A



45° Angle Connector



45° elbow used for Corners and 'D' Returns. If used for 'D' Returns then needs to be riveted in position rather than glued.

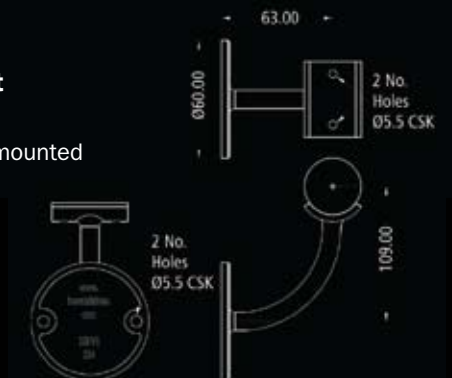
WALL AND FLOOR BRACKETS

KSF70A



Wall Mounted Handrail Bracket

Intermediate wall mounted Handrail Bracket. Fixed with 2 No. 14 CSK Screws.

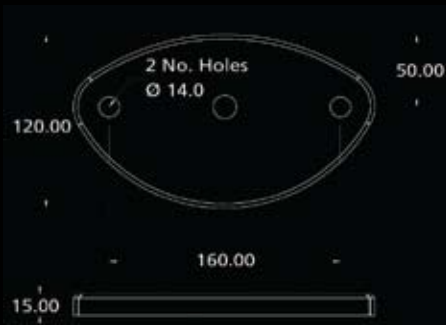


KSF62A



Top Fix Flange

Top fix Base flange which secures the Upright/Spigot together. Must be used with Spigot part KSF04A, sold separately.



KSF61A



Wall Flange

Wall Flange for use when securing perpendicular to the wall. Can be used with the type KSF66A Rose Cover.

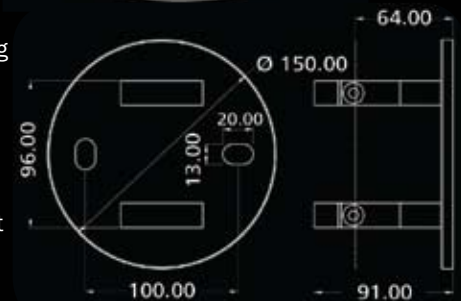


KSF68A



Side Palm Flange (40mm Offset)

Side Palm fitting for securing Uprights with 40mm offset. Must be used with Spigot part KSF24A, sold separately.



KSF24A

250mm Spigot



KSF04A

125mm Spigot

2 Holes, Drill & Tap M10 x 1.50



KSF66A



Rose Cover

Rose Cover for use with type KSF61A and the base of cast in uprights.



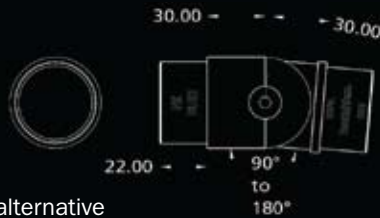
ADJUSTABLE BRACKETS

KSF54A



Adjustable Elbow

Adjustable in-line connector. Used as an alternative to bending of tube. Should be riveted to tube rather than glued.

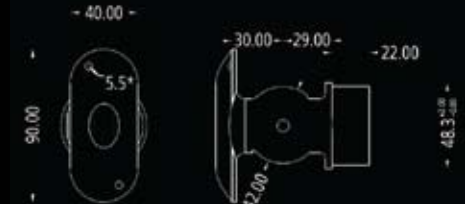


KSF50A



Adjustable Saddle

Adjustable in-line Handrail to Upright connector.



KSF10A



Fixed Bracket

Intermediate in-line level top rail connector.



KSF19A



45° Corner Bracket

45° Upright corner. Use with KSF55A.



KSF52A



90° Corner Bracket

90° Upright corner. Use with KSF15A.

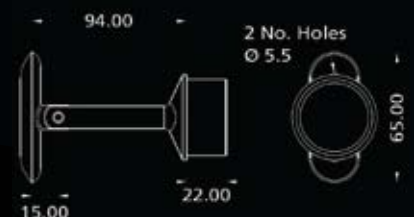


KSF27A



Adjustable Bracket

Intermediate in-line adjustable Top rail connector.



OFF-SET HAND RAIL

KSF90A



Handrail Post Bracket

Upright mounted Off-Set Level Handrail fitting. Secured to Upright with Single M6 CSK Screw. Body can swivel if angular adjustment is required.

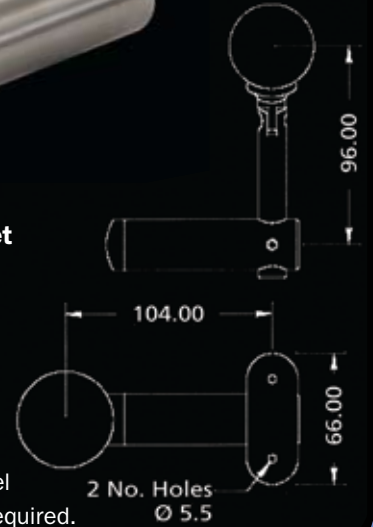


KSF91A



Adjustable Post Bracket

Upright mounted Off-Set Adjustable Handrail fitting. Secured to Upright with Single M6 CSK Screw. Body and saddle can swivel if angular adjustment is required.



KSF92A



Handrail Wall Bracket

Flat surface mounted Off-Set Level Handrail fitting. Secured to surface with Single No. 14 CSK Screw. Body can swivel if angular adjustment is required.

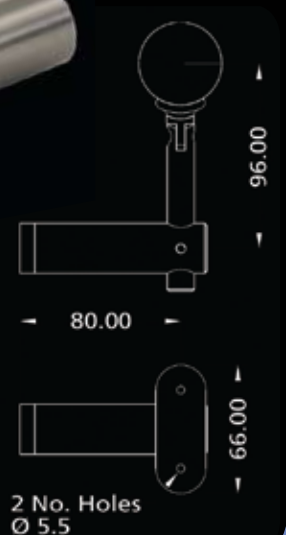


KSF93A



Adjustable Wall Bracket

Flat surface mounted Off-Set adjustable Handrail fitting. Secured to surface with Single No. 14 CSK Screw. Body and saddle can swivel if angular adjustment is required.



TUBE

KSTA



48.3 x 2 Tubing

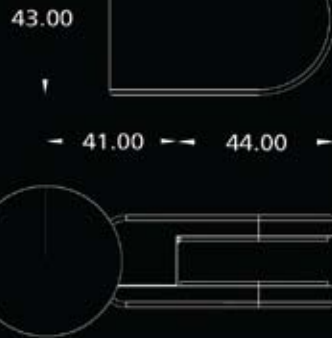
ACCESSORIES

KSF57A



Upright Glass Clamp

In-line Glass Clamp for attaching to Uprights with 2 No. M6 Socket Head Screws.



KSF204 – 8mm Rubber Gaskets for Glass Clamps
KSF205 – 10mm Rubber Gaskets for Glass Clamps



KSF204



KSF205

KSF206



Security Pins for Glass Clamps

KSF100



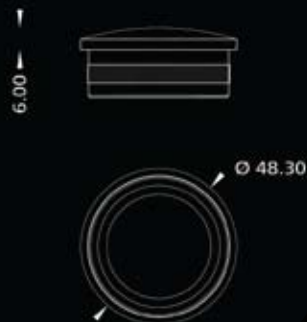
Plastic Cap for Glass Clamp Screws

KSF85A



Arched End Cap

Arched cap for sealing open ends of Uprights.



KSF201



KSF202



KSF203



KSF200



- KSF200** 50ml Adhesive
- KSF201** 400ml Adhesive Cleaner
- KSF202** 400ml Stainless Steel Cleaner
- KSF203** 200ml Adhesive Activator

Glass Infill Panels

We offer 10mm or 8mm thick toughened glass panels in 6 colour options.

Clear


Frosted

Light blue

Blue

Brown

Black



Note: The colours of Glass Infill Panels may vary slightly from images that are shown in the brochure.

SPECIFYING KEE STAINLESS

- In all cases the stated bay sizes are dependent upon using the KSF04 & KSF24 Spigots.
- In all cases the stated bay sizes assume that the Civil Structure and Anchor fixings can support the imposed loading.

Height & Base Fixing	360 N/m	740 N/m
1100mm + KSF62	2000mm	1250mm
1200mm + KSF68	1950mm	1140mm
1100mm + Cast in 150mm	1950mm	1250mm

KEE STAINLESS components are made from Cast Stainless Steel Grade CF-8 (Grade 304), and are supplied as standard with a Brushed Satin Finish. They are suitable for use in the construction of handrail and guardrail systems for internal dry environments.

The components have been designed for use with Ø 48.3mm O.D. x 2.0mm wall thickness Circular Seamless Tubing. Components are secured using a structural Adhesive and/or Stainless Steel Pop Rivets. When designing a structure with vertical and horizontal members that cross, tube continuity must be maintained for the vertical, unless there is a specific structural reason to do otherwise.

Where possible the components should be assembled so that the pop rivets are on the underside of the tubing away from the normal line of sight.

Do not mix **KEE STAINLESS** components with any other brands.

Anchors and fixings must be specified to take account of the fixture thickness and design loads according to the manufactures recommendations.

Specific Limitation on the use of components

KSF15	Ensure elbows are structurally supported within 250mm, and that no other joint is placed between the two (the elbow and the support).
KSF10, KSF27, KSF70, KSF90, KSF91, KSF92	Don't use within 100mm of a tube end (to centreline), thus ensuring 'clear passage' for the 'multi-grip' pop rivets/screws. The flanges have 5.5mm O.D. holes, and joints should be secured using Stainless Steel 'multigrip' pop rivets – minimum 13mm long. Alternatively, screws or self-tapping screws may be used, along with measures to ensure they cannot work loose. When securing the rail to the saddle, take adequate care not to trap fingers/skin.
De-burring of cut tubes	In order to avoid the danger of cuts or snagging, cut ends must be de-burred, especially when used with types KSF05, KSF15, KSF18, KSF20, KSF25, KSF50, KSF54, KSF55 or KSF84.
'D' Returns	Forming of 'D' Returns within type KSF15 will require the component to be both glued and riveted to the tube.



Kee Safety Ltd.
1 Boulton Road
Reading
RG2 0NH
United Kingdom

Tel: +44 (0) 118 931 1022
Fax: +44 (0) 118 931 1146

Email: sales@keesafety.com
www.keesafety.com