



people for process

Welcome at k-ma process

people for process



people for process

Can opening machines

TYPE CEM, COM and HDO

Opening of the cans by means of punching head

Fully automatic CEM

Semi-automatic COM

Manually operated HDO

people for process



Can opening machines TYPE CEM-600-NT

K-MA
process

Applikations- und Verfahrenstechnik
von Maschinenbau Kaltenbach GmbH

KALTENBACH

vielseitig · leistungsstark · kompetent

Fully automatic CEM-600-NT



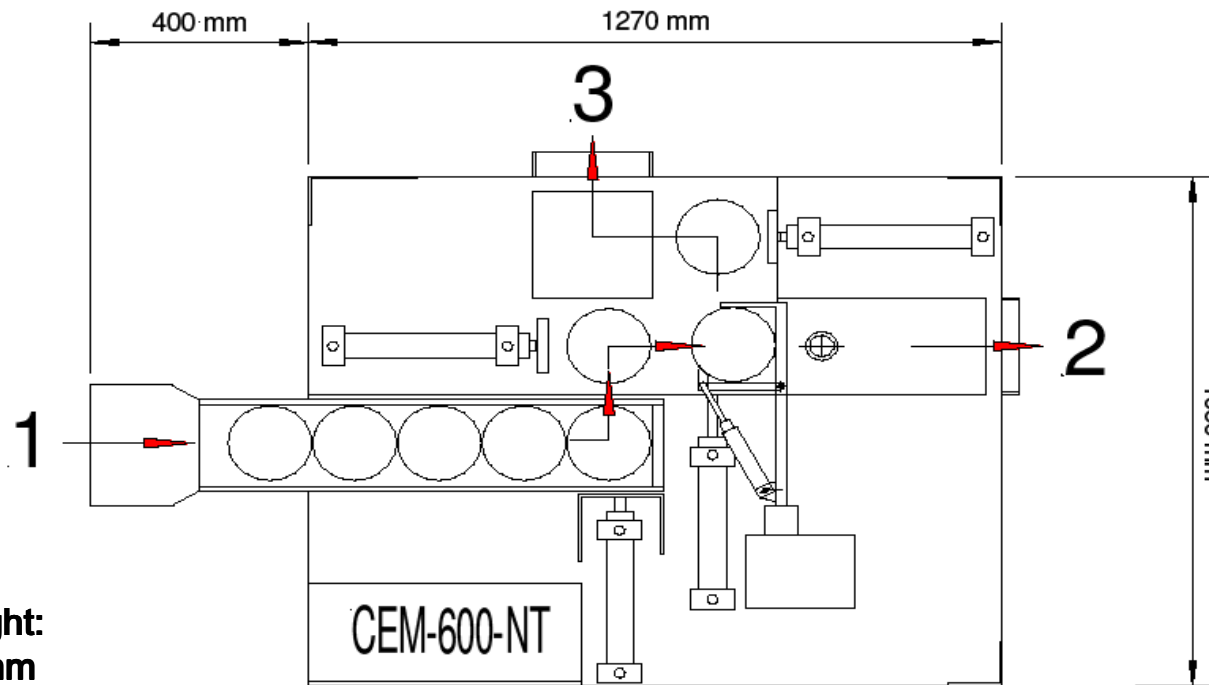
- Opening
- Emptying
- Rinsing
- Crushing



Can opening machines

TYPE CEM-600-NT

Fully automatic CEM-600-NT




Machine height:
maxi 2300 mm

- | | |
|----------------------------|-----------------|
| 1. Can inlet rail | Height: 1250 mm |
| 2. Product outlet | Height: 600 mm |
| 3. Outlet for crushed cans | Height: 750 mm |

Can opening machines TYPE CEM

Fully automatic CEM-600-NT



Can opening machines TYPE CEM

Fully automatic CEM-600-NT

| Type | CEM-600-NT |
|----------|---------------------------|
| Capacity | 450 – 600 cans / h |
| Products | all |
| Can size | 2 + 3 + 5 kg + 10 + 12 kg |
| Voltage | 220 Volt / 50 Hz |

- Entire machine in stainless steel
- Punch heads in stainless steel
- Punch blades in stainless steel
- Quick-change punch blades
- Easy cleaning
- Reduction by 80% of waste volume
- Rinsing device for optimal can emptying

Can opening machines TYPE COM

Semi-automatic can opening machine COM with can washing unit

Can opening machine COM:

- › Opening
- › Manual emptying
- › Crushing



Washing unit for full cans:

- › Washing
- › Disinfection
- › Drying

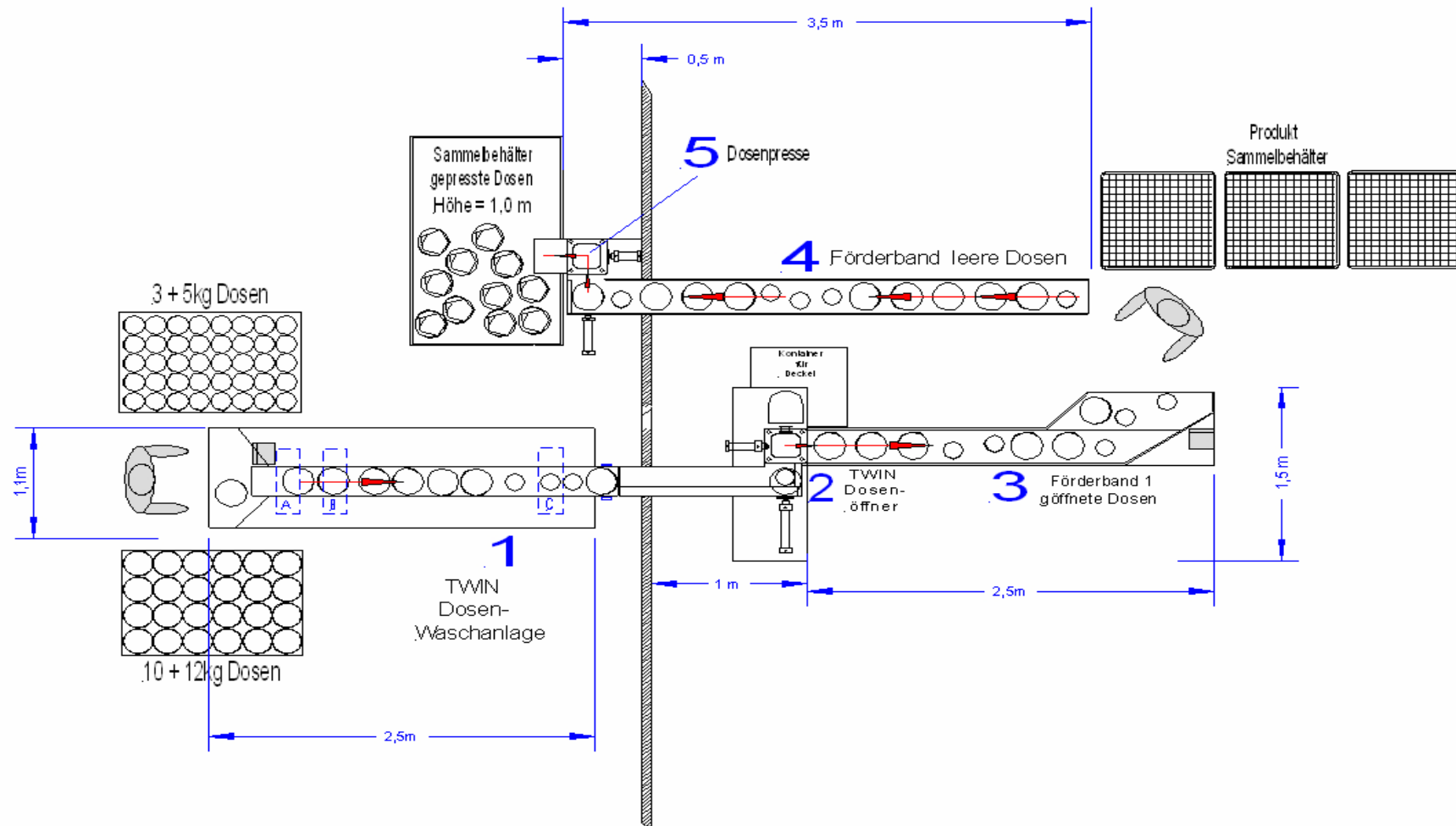
Can opening machines TYPE COM

K-MA
process

Applikations- und Verfahrenstechnik
von Maschinenbau Kaltenbach GmbH

KALTENBACH

vielseitig · leistungsstark · kompetent



Can opening machines TYPE COM

Semi-automatic can opening machine COM with can washing unit


| Type | COM-800-NT |
|----------|-----------------------|
| Capacity | 500 – 800 cans / h |
| Products | all |
| Can size | 3 + 5 kg + 10 + 12 kg |
| Voltage | 220 Volt / 50 Hz |



Can opening machines

TYPE HDO-100-NT

Manually operated HDO-100-NT



Can opening machines TYPE HDO-100-NT

Manually operated HDO-100-NT

| Type | HDO-100-NT |
|-----------|---------------------------|
| Capacity | 100 – 300 cans / h |
| Products | all |
| Can size | 2 + 3 + 5 kg + 10 + 12 kg |
| Operating | pneumatic |

Additional equipment:

- Single punch head for 2 + 3 + 5 kg cans
- Single punch head for 10 + 12 kg cans
- Double punch head for 2 + 3 + 5 + 10 + 12 kg cans
- Can crushing unit (integrated to the can opener)
- Movable sub-rack
- Protective walls in Macrolon or stainless steel grid

Can opening machines

K-MA
process

Applikations- und Verfahrenstechnik
von Maschinenbau Kaltenbach GmbH


KALTENBACH

vielseitig · leistungsstark · kompetent

Our references



Our machines and plants are used worldwide in international well-known groups and firms.