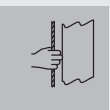


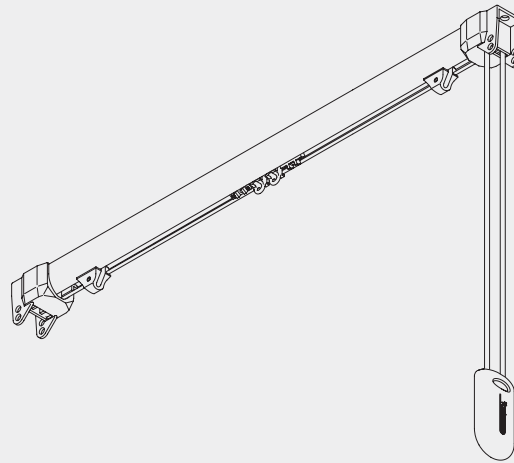
# Cord Operated Curtain Track Systems





## Cord Operated Curtain Track System

# Silent Gliss® 3840



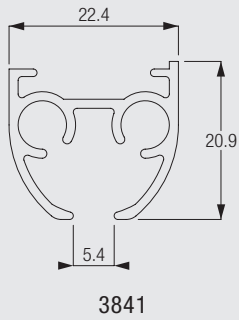
### Product Information

- Purpose designed for ceiling fixing - neat, attractive track.
- Ideal for domestic or contract work.
- Also can be used as a room divider - same appearance from both sides.
- Super-efficient with roller gliders (system 3840R).
- For medium weight curtains.
- Standard length 6m. Can be joined.
- Standard colours: silver, white, gold, bronze, black.
- Can also be wall mounted.
- Standard cord drop 150cm, right-hand pull.
- Compatible with Wave Standard and Wave XL curtain heading systems.
- Can be bent.



3840

## Profile, Bending and Specification Information




**Note:** It is important to observe the minimum bending radius with Wave XL. The system will not function with a smaller radius.

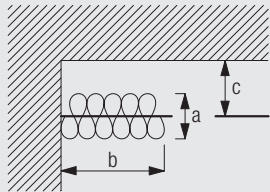
**Specification Guide-** download from [www.silentgliss.co.uk](http://www.silentgliss.co.uk) (password required).

Silent Gliss 3840 curtain track, cord drawn, anodised aluminium, assembled complete with gliders 6083 at 16/m. cord guide return set 3845, pilot runners 3842/3, overlap 6288 and cord 3090, (cord drop 150mm R.H.S.). Top fix with special fixing clamp 3825/bracket 3832 at max. 600mm centre each screwed to timber/plugged and screwed to block/concrete. ....Lm. Silent Gliss 3840R, as above except with 6283 roller gliders at 10/m.

## How to measure



## Stack size calculation Wave XL



a = Stack depth 35cm  
b = Stack size  
c = Min. distance 22cm

System width		77-107	108-143	144-179	180-215	216-251	252-287	288-323	324-359	360-395
	b	28	33	38	43	48	53	58	63	68
System width		396-431	432-468	469-503	504-539	540-575	576-600			
	b	73	78	83	88	93	98			
System width		154-217	218-289	290-361	362-433	434-505	506-577	578-600		
	b	28	33	38	43	48	53	58		

(dimensions in cm)

## System Dimensions



6m



14kg (roller glider)

## Max. Curtain Weight Charts

Standard Application with Glider

	1 m	2 m	3 m	4 m	5 m	6 m
	9	9	8	8	7	7
	10	10	9	9	8	8
	7	7	6	6	5	5
	8	8	7	7	6	6
	4	4	3	3	2	2
	5	5	4	4	3	3
	3	3	2	2	1	1
	4	4	3	3	2	2

(kg max.)

Standard Application with Roller

	1 m	2 m	3 m	4 m	5 m	6 m
	12	12	11	11	10	10
	14	14	13	13	12	12
	9	9	8	8	7	7
	10	10	9	9	8	8
	6	6	5	5	4	4
	7	7	6	6	5	5
	5	5	4	4	3	3
	6	6	5	5	4	4

(kg max.)

## Max. Curtain Weight Chart Wave / Wave XL

Option Wave / Wave XL

	2 m	3 m	4 m	5 m	6 m
	5	7.5	8	7	7
	5	7.5	8	8	8
	5	6	6	5	5
	5	6	6	6	6
	4	3	3	2	2
	4	4	4	3	3
	3	2	2	1	1
	3	3	3	2	2

(load limitation max. 2.5 kg per m)

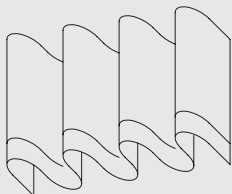


3840

Straight tracks can be extended beyond 6m by using a connecting bridge and intermediate pulley.

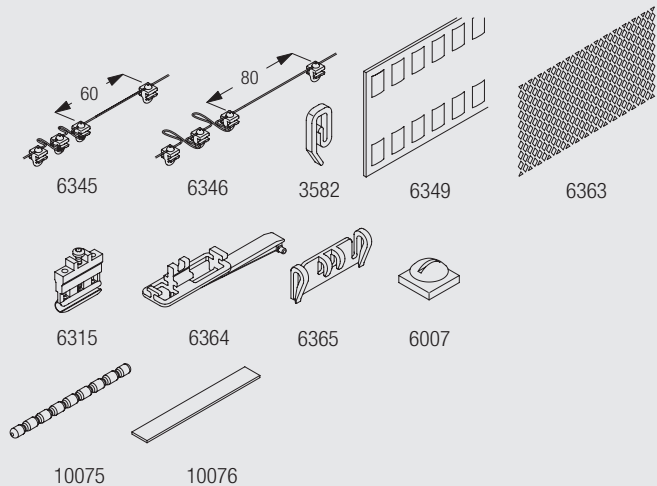
## System Options

### Wave Standard curtain heading system



Wave is an exciting new contemporary curtain heading system which allows curtains to hang in a continuous wave which is smooth, simple and elegant.

When using the Wave curtain heading system please note the maximum recommended curtain weight is 2.5kg/m.



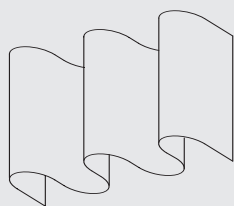
The Wave Standard components are:

- 6345 Glider cord 60mm
- 6346 Glider cord 80mm
- 3582 Hook
- 6349 Curtain tape
- 6363 Iron on top hemming tape
- 6007 End stop
- 6315 Pilot runner

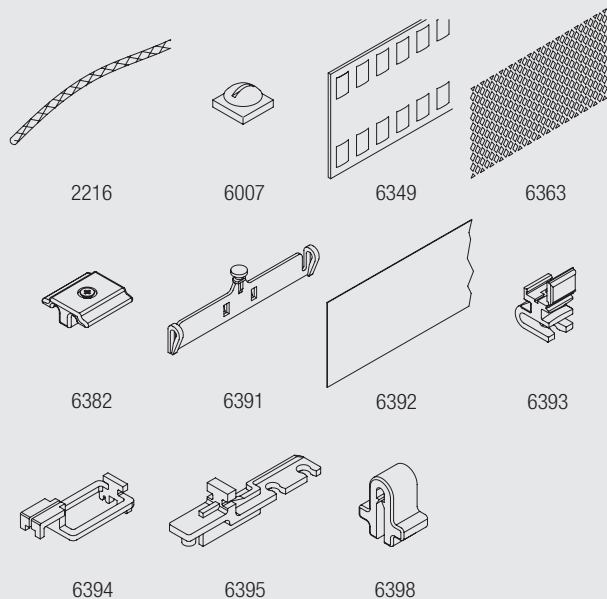
Additional optional Wave components:

- 6364 Extension (for use with 6365)
- 6365 Hanger (for use with 6364)
- 10075 Lead weight for bottom hem 50gr/m
- 10076 Fabric weight for side of curtain

### Wave XL curtain heading system



Wave XL is especially designed for high and large application areas through generously designed waves with large cross section dimensions.

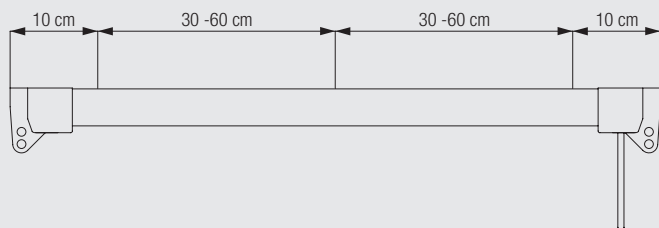


The Wave XL components are:

- 2216 Cord 0.85 mm
- 6007 End stop
- 6349 Curtain tape
- 6363 Iron tape
- 6382 Limit stop
- 6391 Hanger
- 6392 Heading film
- 6393 Glider
- 6394 Carrier
- 6395 Extension
- 6398 Clip

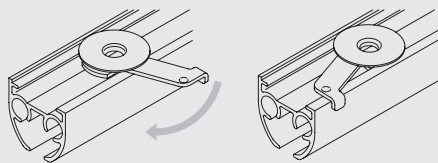
### Fitting Information

#### Bracket and profile positioning



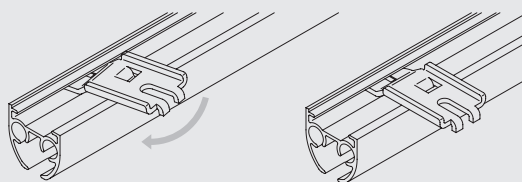
The measurements stated are offered as a guide only and will vary depending on curtain weight. For heavy curtains it is recommended that fixing points are 300mm max.

## Fitting of clamp 3825



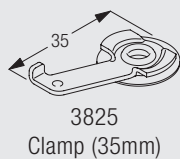
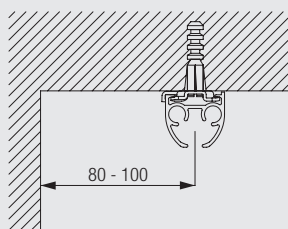
Higher edge of profile to the room side / clamp arm to the window.  
Minimum clearance from back of profile is 17mm to allow for rotation.

## Fitting of bracket 3832



## Fitting Options

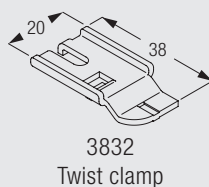
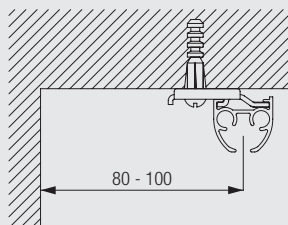
### Ceiling fix with clamp 3825



The final distances may be outside of the recommendations above depending on curtain heading, make-up and any obstructions.

Min. distance from wall when using Wave XL: 220 mm.

### Ceiling fix with bracket 3832



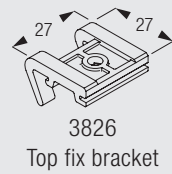
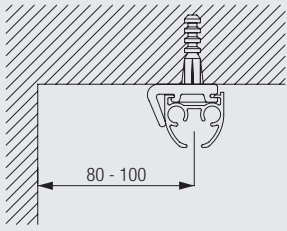
The final distances may be outside of the recommendations above depending on curtain heading, make-up and any obstructions.

Min. distance from wall when using Wave XL: 220 mm.



3840

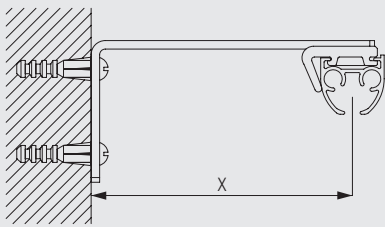
## Ceiling fix with bracket 3826



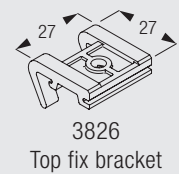
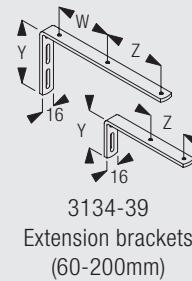
The final distances may be outside of the recommendations above depending on curtain heading, make-up and any obstructions.

Min. distance from wall when using Wave XL: 220 mm.

## Wall fix with brackets 3134-39 and bracket 3826

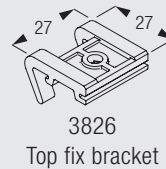
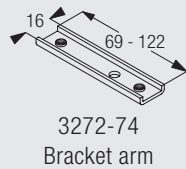
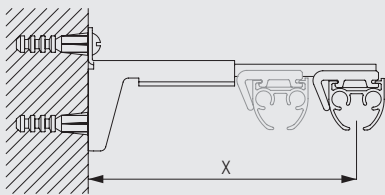


	X (mm)	W (mm)	Y (mm)	Z (mm)
3134	52	-	50	-
3135	72	-	50	50
3136	92	-	50	50
3137	112	-	80	50
3138	142	60	80	60
3139	192	85	80	85



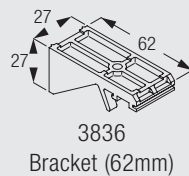
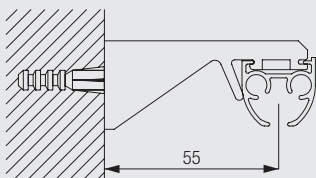
Brackets feature thread for screw 6748 for fixing the bracket 3826

## Wall fix with adjustable brackets 3275-77 and bracket 3826



Brackets 3275-3277 are a combination of bracket support 3271 and bracket arm 3272, 3273 or 3274  
Brackets are threaded for screw 6748 for fixing the bracket

## Wall fix with bracket 3836



## Standard Accessories

3090 Cord (ø 3.5mm)



3825 Clamp (35mm)



3841 Profile



6086 Spring stop




6096 Glider 6083 in strip form



6283 Roller glider









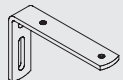
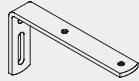
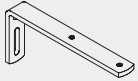
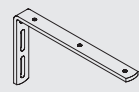
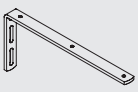

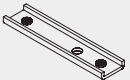
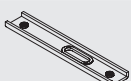



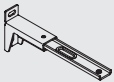



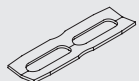

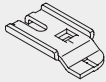
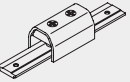
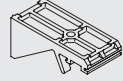



6288 Overlap arm 

1148C Countersunk screw

Sets

3845	Cord guide set, containing	3804	Cord guide	2	
		6314	Pilot runner	1	
		6315	Pilot runner	1	




Optional Accessories

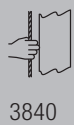
0516	Pelmet spacer		3133	Bracket cover (60mm)	
3134	Extension bracket (60mm)		3135	Extension bracket (80mm)	
3136	Extension bracket (100mm)		3137	Extension bracket (120mm)	
3138	Extension bracket (150mm)		3139	Extension bracket (200mm)	
3271	Adjustable bracket base		3272	Adjustable bracket arm (69mm)	
3273	Adjustable bracket arm (92mm)		3274	Adjustable bracket arm (122mm)	
3275	Adjustable extension bracket set (69mm)		3276	Adjustable extension bracket set (92mm)	
3277	Adjustable extension bracket set (122mm)		3340	Cord/Chain weight (not for use with 4845 metal bead chain)	
3735	Cord tensioner with spring		3799	Cord Tensioner	
3802	Connecting bridge		3826	Top fix bracket	
3832	Twist clamp		3833	Intermediate pulley guide	
3836	Bracket (62mm)		6007	Endstop	
6053	Spring stop		6063	Metal overlap arm	



6064	Screw twist endstop		6094	Roller glider with hook	
6098	Roller glider with eye		6315	Pilot runner	
6345	Wave glider cord (60mm)		6346	Wave glider cord (80mm)	
6364	Extension		6365	Hanger	
6382	Limit stop		6391	Hanger	
6392	Heading film		6393	Glider	
6394	Carrier		6395	Extension	
6398	Clip		3133L	Extended bracket cover for 3138/9	

### Sets

3846	Cord guide set with return, containing	3816	Corner cord guide	2	
		6314	Pilot runner	1	
		6315	Pilot runner	1	



## Sewing Information and Accessories

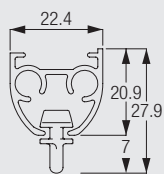



Diagram uses standard gliders (6083, 6283) measured to the inside of the glider eye. For optional roller gliders substitute dimensions below:

6094 = 31mm  
6098 = 26mm

3562	Standard tape		3582	Hook	
3599	Hook		6349	Wave curtain heading tape	
6363	Top hemming tape		10075	Lead weight 50 gr/m	

10076 Fabric weight



3840

[www.silentgliss.co.uk](http://www.silentgliss.co.uk)

Silent Gliss Ltd  
Pyramid Business Park  
Poorhole Lane  
Broadstairs  
Kent  
CT10 2PT  
Great Britain

Tel: 0044 (0) 1843 863571  
Fax: 0044 (0) 1843 864503  
[sales@silentgliss.co.uk](mailto:sales@silentgliss.co.uk)