



PT ENG FR DE ES

arquitectural hardware

ferragens quincaillerie herrajes beschläge
para arquitetura pour l'architecture para arquitectura für architektur



EVOLUTION AT YOUR SERVICE



APC - ALCIDES DE SÁ PINTO CASTRO, LDA
ZONA INDUSTRIAL DE RIO MEÃO
RUA 3 / APARTADO 485
4520-475 RIO MEÃO
SANTA MARIA DA FEIRA



TEL. +351 256 780 230
FAX: +351 256 780 239



LOGISTICA@APC.COM.PT



WWW.APC.COM.PT



► GPS 40°57'35.95"N / 8°35'55.19"W

architectural hardware

Alcides de Pinto Sá Castro, Lda.



PT ENG FR DE ES

A Empresa

The Company / L'Entrepise / Das Unternehmen / La Empresa

PT

APC tem como principal atividade a Produção e Comercialização de Ferragens para Mobiliário e Construção Civil.

APC tem vindo a crescer de forma contínua e sustentável nos últimos anos, sendo hoje um dos grupos económicos de grande relevo, no âmbito das Ferragens, a operar em Portugal e nos últimos anos tem-se expandido para os mercados externos.

Com uma vasta gama de produtos em aço inox, APC é uma empresa moderna, com ambição e determinação na prossecução dos seus objectivos, fundamentalmente no crescimento e desenvolvimento contínuo das suas linhas, para que estas possam responder aos desafios dos mercados e solucionar as lacunas existentes.

Na produção, APC tem investido nas mais avançadas tecnologias, que associadas ao carácter familiar da empresa, permite construir a base para uma excelente relação preço/qualidade.

Os elevados padrões de qualidade dos produtos APC exigem que estes sejam submetidos a rigorosos testes de qualidade, ao longo das várias fases do seu fabrico. Os produtos APC caracterizam-se por uma identidade requintada, conferida pela combinação das tecnologias com os processos manuais, que asseguram a perfeição e inovação do acabamento dos produtos.

Através de um trabalho de equipa coeso, criativo, responsável e disponível, para a mudança e para novas oportunidades de negócio, APC garante a sua antecipação na resposta às necessidades e tendências de mercado.

Com empenho e confiança recíproca de todos pretendemos corresponder às exigências dos tempos, modernizando e contribuindo para o sucesso de todos os intervenientes.

A nossa marca APC está em constante evolução e acompanha as mudanças da arquitectura moderna.

ENG

APC has as main activity the Production and Commercialization of Hardware for Furniture and Civil Construction.

APC, in the last years, has grown from a sustainable and continuous form, being today part of one of the main economical groups, when it comes to Hardware operating in Portugal. Currently our presence can be found in several foreign markets due to our continued progressive work on exportation.

With a vast diversity of products in stainless steel, APC is a modern company, with ambition and determination in the pursuit of its goals, fundamentally in the growth and continuous development of the its design lines and, with that, we can answer the many challenges of the market and fulfill all existing gaps.

Within production, APC has invested in the most advanced technologies, a motto associated with our family type company character, where you can find an excellent relation with price and quality.

The elevated standards of quality from APCs products come due to rigorous tests of quality. All items have to pass through several phases of manufacturing and testing. All our products are categorized by a refined identity, certified by the combination of technology and the use of manual processes that assures perfection and innovation of all finished products.

Through responsible work, creativity, and a united team, always available for the changes and new opportunities of business, APC guarantees in anticipation to answer to all the needs and tendencies of the market.

The brand name APC is in constant evolution and tends to follow the changes of the modern architecture.

APC evolution at your service



FR

Aujourd'hui elle continue à se dédier à la fabrication et commercialisation de ferrures pour l'architecture et l'ameublement. APC connaît depuis de nombreuses années déjà une croissance très importante et est actuellement, un des plus grands groupes économiques à opérer sur le marché national et étranger.

Sa vaste gamme de produits en acier inoxydable, en font une entreprise moderne, ambitieuse et déterminée à atteindre ses objectifs, principalement axés dans l'élargissement et l'innovation constante de ses lignes, lui permettant ainsi de répondre aux défis de la demande et d'apporter des solutions aux lacunes existantes. Ses investissements en technologies avancées associées au caractère familial de l'entreprise, sont ses atouts pour offrir un excellent rapport qualité-prix.

Les standards élevés de qualité des produits APC exigent des tests et contrôles rigoureux de conformité tout au long des différentes phases de fabrication. Les produits APC se caractérisent par une identité obtenue de la combinaison des hautes technologies à des procédés manuels qui donnent un produit élégant, d'une incomparable finition et d'une très haute perfection.

Grâce à un travail d'équipe organisé, créatif, responsable et disponible pour le changement et pour de nouvelles opportunités d'affaires, APC garantit une réponse immédiate aux tendances du marché. Avec persévérance et la confiance de tous, nous prétendons correspondre aux exigences du temps, innovant sans cesse et participant à nos succès réciproques.

Notre marque APC est en constante évolution et accompagne les changements de l'architecture moderne.

ES

APC tiene como principal actividad la producción y comercialización de herrajes para muebles y arquitectura.

Habiendo crecido de una forma continua y sustentable en los últimos años, siendo hoy día uno de los grupos económicos de mayor relevo en el área de los herrajes operando en Portugal y en los últimos años se ha expandido para otros mercados externos.

Con una amplia diversidad de productos en acero inoxidable, APC es una empresa moderna, con ambición y determinación en attingir sus objetivos, fundamentalmente en el crecimiento y desenvolvimiento continuo de sus líneas, para que estas puedan dar respuestas a los desafíos de los mercados y solucionar los vacíos que existen.

En la producción, APC ha invertido en las mas avanzada tecnologías, que asociadas al carácter familiar de la empresa permite construir la base para una excelente relación precio/calidad.

Los elevados padrones de calidad de los productos APC exigen que sean sometidos a rigurosos controles de calidad a lo largo de varias fases de su fabrico. Los productos APC se caracterizan por una identidad requintada, conseguida por la combinación de las tecnologías con los procesos manuales, que aseguran la perfección e innovación del acabado de sus productos. A través de trabajo en equipo coheso, creativo, responsable y disponible para la mudanza y para las nuevas oportunidades de comercio, APC se anticipa en la respuesta a las necesidades y tendencias del mercado.

Con empeño y confianza reciproca de todos, pretendemos corresponder a las exigencias de los tiempos, modernizando y contribuyendo para el suceso de todos los intervinientes. Nuestra marca APC esta en constante evolución y acompaña los cambios de la arquitectura moderna.

Mercados / Markets / Marchés / Märkte



PT

Não há nada mais crítico para o sucesso que manter os nossos clientes 100% satisfeitos!

A aposta na diversificação de mercados merece especial atenção, com ações orientadas para países como:

ENG

There is nothing more critical to our success than keeping our customers 100% satisfied!

The focus on market diversification deserves special attention, with action oriented towards countries such as:

FR

Il n'y a rien de plus essentiel à la réussite de garder nos clients 100% satisfaits! L'accent mis sur la diversification des marchés mérite une attention particulière, avec les pays orientés vers l'action, tels que:

DE

Nichts ist für den Erfolg entscheidend, um unsere Kunden zufrieden zu halten 100% an!

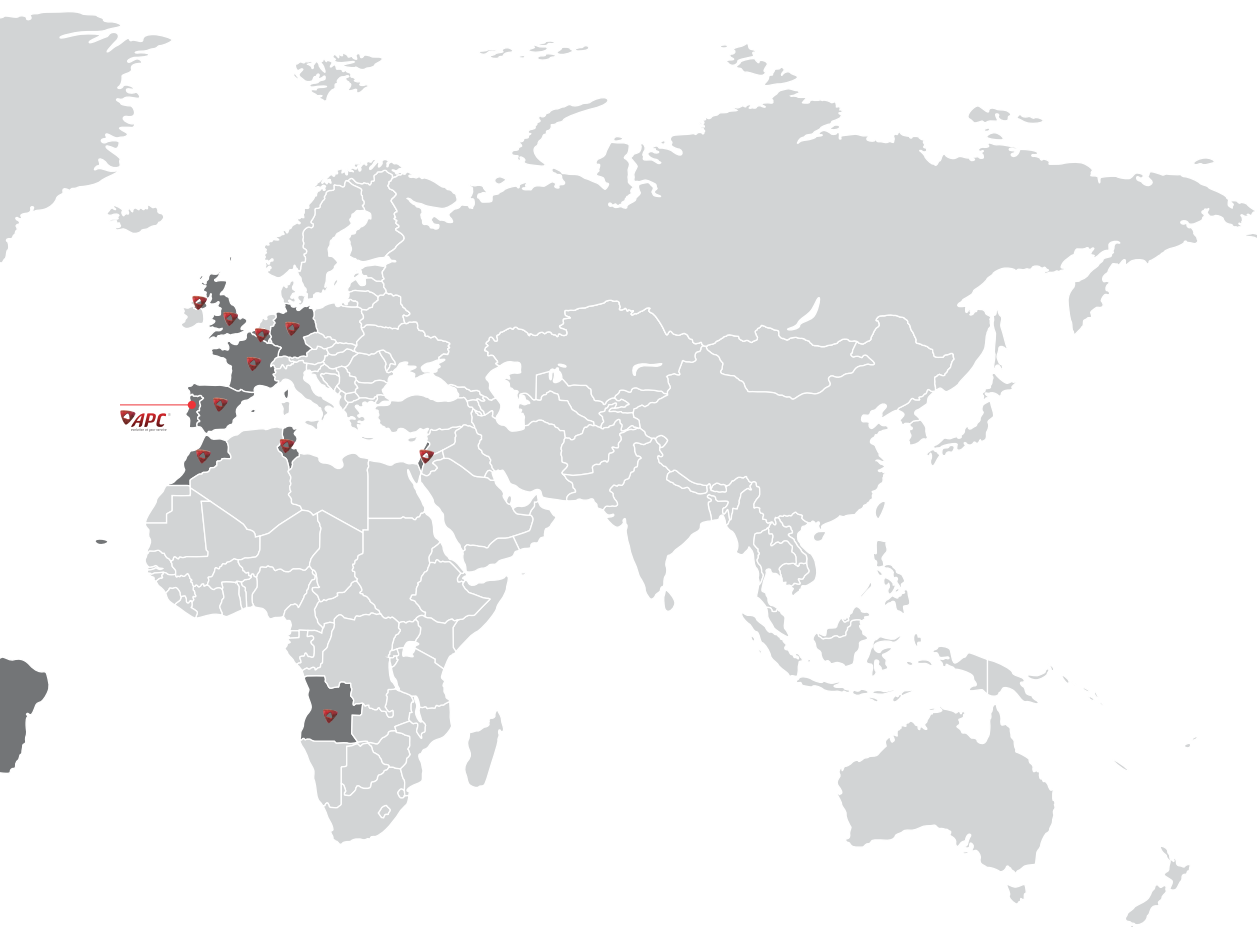
Der Fokus auf die Marktdiversifikation verdient besondere Aufmerksamkeit, mit Maßnahmen auf Länder wie soll:

ES

No hay nada más crítico para el éxito para mantener a nuestros clientes 100% satisfechos!

El enfoque en la diversificación de mercados merece especial atención, con acciones dirigidas a países como:





Alemanha / Angola / Bélgica / Brasil / Cabo Verde / Espanha / França / Inglaterra / Líbano / Marrocos / Portugal / Tunísia

Aço Inoxidável / Stainless Steel / Acier Inoxydable / Edelstahl / Acero Inoxidable

INTRODUÇÃO / INTRO / INTRODUCTION / EINFÜHRUNG / INTRODUCCIÓN



PT

Designamos a um grupo de aços resistentes à corrosão de aços inoxidáveis, contendo elementos como o cromo, níquel, molibdénio e titânio.

O Cromo, principal elemento responsável pelo aumento da resistência à corrosão, ao entrar em contato com o oxigénio do ar, forma uma película sobre a superfície do aço, protegendo-o contra ataques corrosivos do meio ambiente. Mesmo quando o aço sofre algum tipo de dano, o oxigénio do ar imediatamente combina-se com o Cromo, formando novamente a película protetora.

Surgiram a partir dos estudos realizados na Inglaterra e Alemanha aproximadamente em 1912, desde então, temos presenciado o aparecimento de distintos tipos de ligas. Inglaterra contribuiu com os estudos feitos na liga Fe-Cr, com cerca de 13% de Cr, muito próximo ao que chamamos atualmente de AISI 420 (microestrutura martensítica) e a Alemanha, com a mesma liga, contendo também Ni, bastante idêntica com a AISI 302 (microestrutura austenítica).

ENG

We call stainless steel to a group of corrosion resistant steels containing elements such as chromium, nickel, molybdenum and titanium.

Chromium, the main element responsible to increase corrosion resistance, when in contact with atmospheric oxygen, forms a film over the steel surface, protecting it from corrosive environmental attacks. Even when the steel suffers from some type of damage, the oxygen from the air immediately combines with the chromium to once again form the protective film.

The first studies appeared in 1912 in England and Germany, since then, we have seen the rise of successive alloys. England contributed with Fe-Cr alloy, approximately 13% of Cr, presented in nowadays as AISI 420 (martensitic structure) and Germany, with the same alloy also containing Ni, quite similar to AISI 302 (austenitic microstructure).

FR

Nous appelons un groupe d'Aciers à la corrosion résistant d'acier inoxydable, des éléments tells Contenant le chrome Que de nickel et de molybdène de titane.

Chrome, élément principal responsable de l'augmentation de la résistance à la corrosion au contact de l'oxygène de l'air forme un film sur la surface d'acier afin de le protéger contre les attaques corrosives de l'environnement. Même lorsque l'acier subit une sorte de dommage, l'oxygène de l'air se combine immédiatement avec le chrome pour former

le nouveau film de protection.

Ils sont ressortis des études menées en Angleterre et en Allemagne en 1912 à peu près, puisque nous avons vu l'émergence de différents types d'alliages. Angleterre a contribué à des études réalisées sur l'alliage Fe-Cr avec environ 13% de Cr, très proche de ce qui est actuellement appelé AISI 420 (de microstructure martensitique) et en Allemagne avec le même alliage, contenant également Ni, tout à fait identique à AISI 302 (de microstructure austénitique).

ES

Designamos a un grupo de aceros resistentes a la corrosión de acero inoxidable, que contiene elementos como el cromo, el níquel, el molibdeno y el titanio.

El Cromo, principal elemento responsable del aumento de la resistencia a la corrosión, al entrar en contacto con el oxígeno del aire, forma una película sobre la superficie del acero, protegiéndolo contra ataques corrosivos del medio ambiente. Incluso cuando el acero sufre algún tipo de daño, el oxígeno del aire inmediatamente se combina con el cromo, formando

De nuevo la película protectora.

A partir de los estudios realizados en Inglaterra y Alemania aproximadamente en 1912, desde entonces, hemos presenciado la aparición de distintos tipos de aleaciones. Inglaterra contribuyó con los estudios hechos en la liga Fe-Cr, con cerca del 13% de Cr, muy cerca de lo que llamamos actualmente AISI 420 (microestructura martensítica) y Alemania, con la misma aleación, conteniendo también Ni, bastante idéntica a la AISI 302 (microestructura austenítica).

DE

Wir bezeichnen eine Gruppe von Stahlkorrosionsbeständige Edelstahl Elemente wie Chrom, Nickel, Molybdän und Titan enthält.

Chrom, Hauptelement, die für die Erhöhung der Korrosionsbeständigkeit bei Kontakt mit Sauerstoff in der Luft bildet einen Film auf der Stahloberfläche gegen korrosive Angriffe aus der Umwelt zu schützen. Auch wenn der Stahl eine Art von Schaden erleidet, Sauerstoff aus der Luft verbindet sofort mit dem Chrom zu bilden

der Schutzfilm wieder.

Sie kamen aus den Studien in England und Deutschland etwa im Jahr 1912 durchgeführt, da wir die Entstehung von verschiedenen Arten von Legierungen gesehen haben. England trug auf Fe-Cr-Legierung mit etwa 13% Cr, ganz in der Nähe zu tun Studien, was zur Zeit AISI 420 (Martensitmikrostruktur) und Deutschland mit der gleichen Legierung genannt wird, das Ni enthält auch ganz identisch mit AISI 302 (austenitischen Gefüge).



AISI 201 / 304 / 316

OS PRINCIPAIS TIPOS DE AÇO INOXIDÁVEL UTILIZADOS PELA APC
 THE MAIN TYPES OF STAINLESS STEEL USED BY THE APC
 LES PRINCIPAUX TYPES D'ACIER INOXYDABLE UTILISÉS PAR L'APC
 DIE WICHTIGSTEN ARTEN VON ROSTFREIEM STAHL DURCH DIE APC VERWENDET
 LOS PRINCIPALES TIPOS DE ACERO INOXIDABLE UTILIZADOS POR LA APC



AISI 201

Os dois aços inoxidáveis mais utilizados são o AISI 201 e 304. Cada um tem a sua própria composição, onde podemos encontrar diferenças entre a força, fragilidade e aparência. As características únicas de cada liga permitem à indústria corresponder adequadamente às necessidades de cada projeto.

Parte do grupo austenítico, o aço inoxidável 201, é constituído por níquel, cromo e manganésio. É uma liga que usa menos níquel que o tipo 304 e onde sofre a compensação através do manganésio. Isto faz com o material que mais duro, entretanto, durante a produção, torna-se mais difícil de moldar e soldar. Em comparação com a liga 304, é menos resistente à corrosão e principalmente usada em ambientes de baixa oxidação.

AISI 201

The two most commonly used stainless steels are the 201 and 304 AISI. Each type of steel has its own unique composition, which is why you'll find differences in strengths, weaknesses and appearances. These unique compositions allow the industry to make certain types of stainless steel ideally for certain projects. Part of the austenitic group, stainless steel 201, is made from nickel, chromium and manganese. It is an alloy which uses less nickel than the 304 but is compensated with manganese. This makes it stronger however and on the downside, during production, it becomes more difficult to mold and weld. In comparison to the 304, the 201 is less corrosion resistant and is mostly used in less oxidizing environments.

AISI 304

O mais versátil e utilizado de todos os aços inoxidáveis. Tem menor carbono para minimizar a precipitação de carbonetos e é usado em aplicações de alta temperatura.

Aço inoxidável austenítico de cromo-níquel não-magnético, apresenta boa soldabilidade, elevada tenacidade e ótima resistência à corrosão em diversos ambientes.

AISI 304

The most versatile and widely used of all stainless steels. It has less carbon to minimize the carbides precipitation and it is used for a wide range of high temperature applications.

Austenitic stainless steel chrome-nickel non-magnetic, has good weldability, high toughness and excellent corrosion resistance in a wide variety of environments.

AISI 316

Aço inoxidável austenítico cromo-níquel, com propriedades similares com o tipo 304, beneficia em ser mais resistente a ambientes mais agressivos.

Possui teor mínimo de cromo 16%, níquel 10% e 2% de molibdénio. O Molibdénio oferece uma resistência adicional à corrosão tornando-o útil em condições quimicamente hostis. É útil para ambientes de maior corrosão e temperaturas abaixo de zero.

AISI 316

Austenitic stainless steel Chrome-Nickel, with similar properties to the 304 alloy, benefits in being more resistant to the harshest environments.

It has minimum chromium content of 16%, 10% nickel and 2% of molybdenum. The molybdenum provides an additional corrosion resistance making it useful in chemically hostile conditions. It is useful for higher corrosion environments and temperatures below zero.



Acabamentos Disponíveis / Available Finishes / Finitions Disponibles / Vorhandene Ende / Acabados Disponibles



**Aço Inoxidável Satinado / Satin Stainless Steel /
Acier Inoxydable Satiné / Edelstahl Matt Gebürstet /
Acero Inoxidable Satinado**

Este é o acabamento de preferência e resulta no polimento do aço com objetivo a eliminar a rugosidade da superfície e conseguir um aspeto próximo de "mate".

This is the preferred finish and results from the polishing of stainless steel with the purpose to remove the surface roughness and get an even appearance to "satin".



**Aço Inoxidável Polido / Polished Stainless Steel /
Acier Inoxydable Poli / Edelstahl Poliert / Acero Inoxidable Pulido**

Este acabamento permite obter uma superfície completamente lisa e de aspeto brilhante, refletindo com distinção os tons envolventes.

This finish allows the surface to be perfectly smooth and with a glossy appearance, reflecting distinctively the surrounding tones.



**Aço Inoxidável PVD / PVD Stainless Steel /
Acier Inoxydable PVD / Edelstahl PVD / Acero Inoxidable PVD**

Este acabamento permite obter peças em dourado satinado ou polido através da tecnologia de revestimento de superfície PVD (Physical Vapor Deposition).

This finish allows to obtain parts in golden satin or polished through the use of PVD (Physical Vapor Deposition) coating surface technology.



**Aço Inoxidável Bronze / Bronze Stainless Steel /
Acier Inoxydable Bronze / Edelstahl Bronze / Acero inoxidable Bronze**

Este acabamento permite obter uma superfície lisa e semi-brilhante mas são os seus tons característicos que o tornam único.

This finish allows to get a smooth surface and a semi-glossy appearance but it's own characteristic and distinctly tones which makes it unique.



Manutenção e Preservação do Inox / Maintenance et Preservation of Stainless Steel / Maintenance et préservation de l'Acier Inoxydable / Wartung und Erhaltung Edelstahl / Mantenimiento y Conservación de Acero Inoxidable

PT

Para manter o aço inoxidável com uma aparência atraente durante mais tempo basta seguir certos cuidados que passam por assegurar que a camada passiva se encontra em bom estado garantindo, para isso, as condições para ela se refazer sempre que for danificada. Basta riscar o aço inoxidável para que a camada passiva seja removida, no entanto uma rápida ação química e o oxigénio asseguram a sua reposição.

Cuidados a seguir:

- Antes da aplicação as ferragens devem ser armazenadas em local seco.
- Devem-se aplicar as ferragens apenas depois do tratamento/vernizamento das madeiras e uma vez aplicadas, devem-se proteger até à conclusão da obra.
- Após a aplicação das ferragens nas portas não se devem utilizar substâncias ácidas, ou que contenham solventes, na limpeza dos pisos.
- Evite o uso de esponjas de aço - podem riscar a camada passiva e depositar resíduos de aço que vão impedir a formação da nova camada surgindo, desta forma, pontos de oxidação.
- Use esponjas plásticas e detergentes neutros, retirando sempre o detergente com água limpa. Poderá secar, depois, com um pano macio.
- Para manter o brilho original, observe o sentido em que o aço foi polido e limpe com a esponja plástica, preferivelmente nylon, sempre no mesmo sentido. Válido apenas para os acabamentos satinados.

ENG

To keep stainless steel with an attractive appearance during long periods of time please keep the passive layer as found and always in good conditions. For that, there has to exist conditions for the chemical action between the chromium and the oxygen to assure a good and quick natural replacement.

Cautions to follow:

- Before applying the fittings should be stored in a dry place.
- All hardware should only be applied after any kind of treatment/varnishing. Once applied all hardware should be protected until the completion of the job.
- After application of the hardware on all doors the use of acids or containing solvents, in the cleaning of the floors, should be used with caution with risk of damage.
- Avoid the use of steel spongers in risk of removing the passive layer and depositing steel waste. This will prevent the formation of the new protective coating causing oxidation points.
- Use plastic sponges with neutral detergents to clean and then remove the detergent with clean water. You may dry out with a soft cloth.
- To maintain the original gloss, keep note of the direction in which the steel was polished and clean with a plastic sponge (preferably nylon) and always in the same direction. This is only valid for satin finished.

FR

Pour maintenir l'acier inoxydable avec une apparence attrayante Durant plusieurs années, il est nécessaire de respecter certaines précautions en matière de nettoyage et veiller à ce que la couche passive ne soit pas endommagée, pour pouvoir la régénérer ultérieurement. Il suffit de rayer l'acier inoxydable pour que la couche passive soit touchée, pour la régénérer il faut créer une action chimique entre le chrome et l'oxygène.

Les précautions suivantes:

- Le matériel doit être stocké dans un endroit sec.
- On doit installer le matériel une fois les travaux de fin de chantier effectués.
- Après l'application des raccords sur les portes ne devraient pas utiliser des substances acides, corrosives, alcalines ou qui contiennent des solvants.
- Évitez le recours aux éponges en acier qui peuvent traverser la couche passive et le dépôt des déchets d'acier qui permettra d'éviter la formation de la nouvelle couche est apparu, par conséquent, les points d'oxydation.
- Employer des éponges synthétiques de préférence en nylon fin et des détergents neutres, toujours retirer le détergent avec de l'eau. Sécher par la suite, avec un chiffon doux.
- Pour maintenir l'éclat original, notez la direction dans laquelle l'acier a été poli et nettoyer, avec un plastique éponge, de préférence en nylon, toujours dans le même sens. Valable uniquement pour les finitions satinées.

ES

Para mantener el acero inoxidable con una apariencia atrayente durante más tiempo basta seguir ciertos que pasan por asegurar que la camada pasiva se encuentra en bueno estado garantizando, para eso, las condiciones para ella si rehacer siempre que sea damnificada. Basta garrapatear el acero inoxidable para que a camada pasiva sea removida, sin embargo una rápida acción química y el oxígeno aseguran su reposición.

Cuidados a tener:

- Antes de la aplicación las herrajes deben almacenarse en local seco.
- Se deben aplicar las herrajes apenas después del tratamiento y aplicación del barniz das maderas y una vez aplicadas, se deben proteger hasta la conclusión de la obra.
- Después la aplicación de las herrajes en las puertas no se deben utilizar sustancias ácidas, o que contengan solventes, en la limpieza de los pisos.
- Evite el uso de esponjas de acero que pueden rayar la camada pasiva y depositar residuos de acero que van a impedir la formación de la nueva camada surgiendo, de esta forma, puntos de oxidación.
- Use esponjas plásticas y detergentes neutros, retirando siempre el detergente con agua limpia. Podrá secar, después, con un paño suave.
- Para mantener el brillo original, observe en que sentido fue pulido el herraje y limpie con la esponja plástica, de preferencia de nylon, siempre en el mismo sentido. Válido apenas para el acabado cepilado.














DE















Um den Edelstahl länger mit ein attraktives Aussehen zu halten, sollten einige Hinweise verfolgt werden, stellen sie sicher, dass die Passivschicht in einem gutem Zustand ist, schaffen sie Bedingungen das diese sich reproduziert, wenn sie beschädigt ist. Es genügt den Edelstahl zu kratzen damit die Passivschicht entfernt wird, jedoch eine schnelle chemische Aktion und Sauerstoff garantieren die Wiederherstellung.

Hinweise:

- Vor der Anwendung, sollten Eisenwaren in einem trockenen Platz gelagert werden.
 - Die Eisenwaren sollten erst nach der Behandlung/Lackierung vom Holz verwendet werden, einmal eingebaut, müssen diese bis zum Abschluss der Bauarbeiten geschützt werden.
 - Nach dem Einbau der Türgriffe sollten keine säurige Substanzen verwendet werden, oder Lösemittel bei der Reinigung von Böden.
 - Vermeiden Sie die Benutzung von Schwämmen aus Stahl – diese können die stahlpassive Schicht zerkratzen und Rückstände zurück lassen, die die Bildung von der Neuschicht verhindert, in dieser Form entstehen Oxidationsflecken.
 - Verwenden Sie Kunststoffschwämme und einen neutralen Reiniger, waschen sie diesen immer mit sauberem Wasser ab. Sie können dann mit einem weichen Tuch abtrocknen.
- Um den ursprünglichen Glanz zu erhalten, achten Sie auf die Richtung, in die der Stahl poliert war und reinigen mit einem Kunststoff-Schwamm, vorzugsweise Nylon, immer in die gleiche Richtung. Gültig nur für Satin Verarbeitungen.

Índice / Index

			PÁGINAS / PAGES
A1		Acessórios para Casa de Banho Bathroom accessories / Accessoires de salle de bain Badezimmer zubehör / Accesorios de baño	017 - 029
A2		Asas de Porta (Simples e Dupla) Pull handles (simple and double) / Poignées de tirage (simples et doubles) Stoßgriffe (einzeln und doppel) / Manillón de puertas (simples y doble)	030- 041
A3		Asas e Puxadores para Móveis Furniture knobs and handles / Boutons et tirettes de meubles Griffe für möbel / Pomos y tiradores de muebles	042 - 058
B1		Batentes de Porta Door stoppers / Butées de porte / Türstopper / Topes de puerta	059 - 061
C1		Cabides Hook hangers / Porte-manteau / Haken / Colgadores	063 - 066
C2		Caixas de Correio Mail boxes / Boîtes aux lettre / Briefkasten / Buzons de correo	067 - 069
C3		Calhas (Perfis) Tracks / Perfilés / Perfiles	069 - 071
C4		Cilindros (canhões) Cylinders / Cylindres / Cilindros	072 - 073
C5		Conchas de Embutir Flush handles / Coquilles encastrables / Griffmuschel für enbau / Cazoletas	074 - 081
C6		Corrediças Drawer slides / Glissières roulements / Correderas	082 - 083
D1		Dobradiças Hinges / Paumelles / Tür-angel / Bisagras	085 - 100
F1		Fechaduras Locks / Serrures / Türschloss / Cerraduras	101 - 114
F2		Fechos Latches / Verrous / Verschluss / Cierres	115 - 120

L1		Linha de Vidro Glass line / Ligne pour verre / Linie glass / Linea cristal	121 - 168
M1		Molas de Porta Door closers / Ferme-porte / Türschliesser / Cierra puertas	169 - 172
P		Puxadores Door handles / Poignées / Griffe / Manillas	173 - 177
P1		Linha Mundo World Line / Ligne Monde / Linie Welt / Línea Mundo	178 - 181
P2		Linha Cúbica Cubic Line / Ligne Cubique / Linie Kubische / Línea Cúbica	182 - 187
P3		Linha Excellence Excellence Line / Ligne Excellence / Linie Excellence / Línea Excellence	188 - 214
P4		Linha Profissional Professional Line / Ligne Professionnelle / Linie Berufliche / Linea Profesional	215 - 236
P5		Puxadores Fixos e Rotativos Door Knobs / Boutons de Porte / Türknauf / Manijas	237 - 239
P6		Placas Plates / Plaques / Platen / Placas	240 - 250
S1		Sinalética Sign Plates / Signalétique / Signalschilder / Señalética	251 - 254
S2		Sistemas de Correr Sliding door systems / Systèmes pour portes coulissantes Schiebetürsysteme / Sistemas para puertas correderas	255 - 282
S3		Suportes e Acessórios de Corrimão Handrail brackets and accessories / Supports et accessoires pour main courante / Handlauf halterungen und zubehör / Soportes de pasamanos y accesorios	283 - 285
T1		Tubos Tubes / Tubes / Röhren / Tubos	287 - 289
V2		Visores de Porta Peepholes / Judas optiques / Mirillas de puerta	291 - 292



Acessórios para Casa de Banho

Bathroom Accessories

Accessoires de Salle de Bain

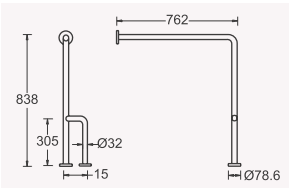

Badezimmer Zubehör

Accesorios de Baño



A
1

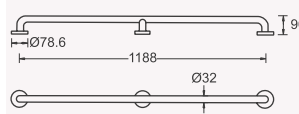
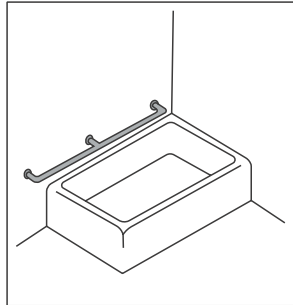
Z01



Producido por pedido anticipado
 Produced by advance request
 Produite pour pré-commande
 Auf vorbestellung hergestellt
 Producido por pedido anticipado

ART.	REF.
Z-01	019010170058

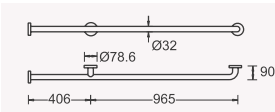

Z02



Producido por pedido anticipado
 Produced by advance request
 Produite pour pré-commande
 Auf vorbestellung hergestellt
 Producido por pedido anticipado

ART.	REF.
Z-02	019010170059

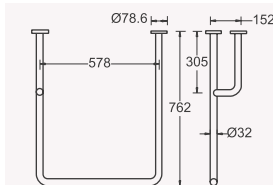
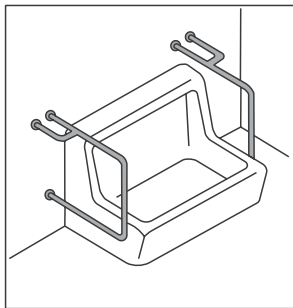
Z03



Producido por pedido anticipado
 Produced by advance request
 Produite pour pré-commande
 Auf vorbestellung hergestellt
 Producido por pedido anticipado

ART.	REF.
Z-03	019010170060

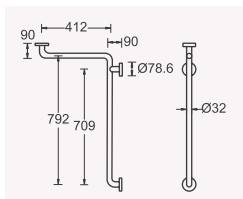
Z04



Producido por pedido anticipado
 Produced by advance request
 Produite pour pré-commande
 Auf vorbestellung hergestellt
 Producido por pedido anticipado

ART.	REF.
Z-04	019010170061

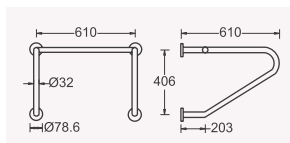
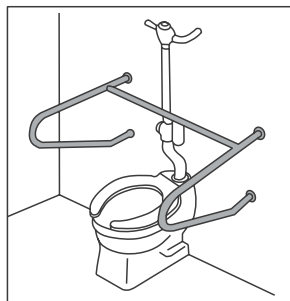
Z05



Produzido por pedido antecipado
 Produced by advance request
 Produite pour pré-commande
 Auf vorbestellung hergestellt
 Producido por pedido anticipado

ART.	REF.
Z-05	019010170062

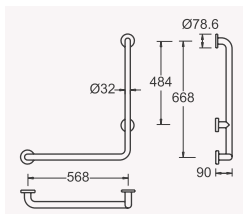
Z06



Produzido por pedido antecipado
 Produced by advance request
 Produite pour pré-commande
 Auf vorbestellung hergestellt
 Producido por pedido anticipado

ART.	REF.
Z-06	019010170063

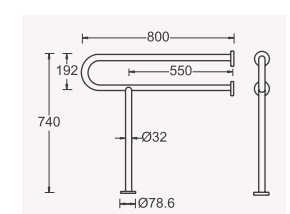
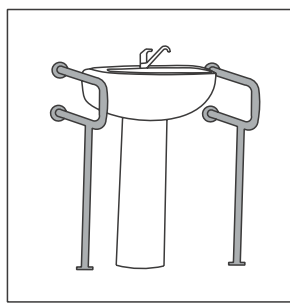
Z07



Produzido por pedido antecipado
 Produced by advance request
 Produite pour pré-commande
 Auf vorbestellung hergestellt
 Producido por pedido anticipado

ART.	REF.
Z-07	019010170064

Z08

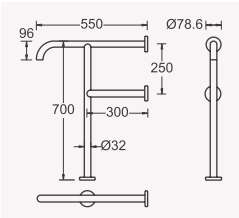



Produzido por pedido antecipado
 Produced by advance request
 Produite pour pré-commande
 Auf vorbestellung hergestellt
 Producido por pedido anticipado

ART.	REF.
Z-08	019010170065

A
1

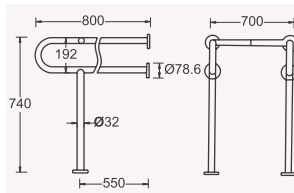
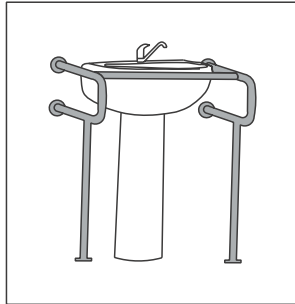
Z09



Produzido por pedido antecipado
 Produced by advance request
 Produite pour pré-commande
 Auf vorbestellung hergestellt
 Producido por pedido anticipado

ART.	REF.
Z-09	019010170066

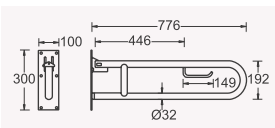
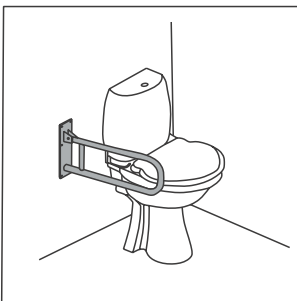
Z10



Produzido por pedido antecipado
 Produced by advance request
 Produite pour pré-commande
 Auf vorbestellung hergestellt
 Producido por pedido anticipado

ART.	REF.
Z-10	019010170067

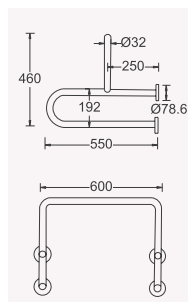
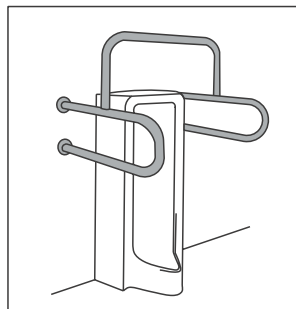
Z11



Produzido por pedido antecipado
 Produced by advance request
 Produite pour pré-commande
 Auf vorbestellung hergestellt
 Producido por pedido anticipado

ART.	REF.
Z-11	019010170068


Z12



Produzido por pedido antecipado
 Produced by advance request
 Produite pour pré-commande
 Auf vorbestellung hergestellt
 Producido por pedido anticipado

ART.	REF.
Z-12	019010170069


T01



ART.	REF.
T-01 400mm	019010170026
T-01 600mm	019010170028

Opções de Acabamentos / Finishes Options

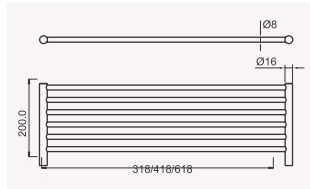
T02



ART.	REF.
T-02 400mm	019010170030
T-02 600mm	019010170032

Opções de Acabamentos / Finishes Options

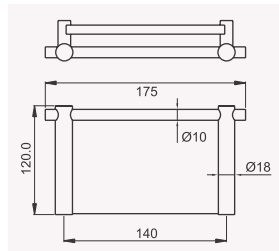
T03



ART.	REF.
T-03 400mm	019010170034
T-03 600mm	019010170036

Opções de Acabamentos / Finishes Options

T04

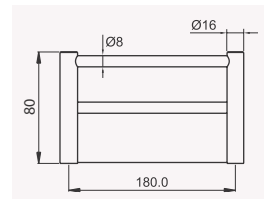


ART.	REF.
T-04	019010170038

Opções de Acabamentos / Finishes Options

A
1

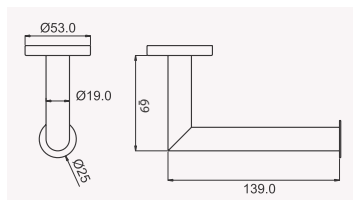
T05



ART.	REF.
T-05	019010170040

Opções de Acabamentos / Finishes Options

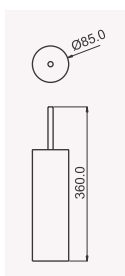
T06



ART.	REF.
T-06	019010170042

Opções de Acabamentos / Finishes Options

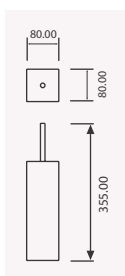
T07



ART.	REF.
T-07	019010170044

Opções de Acabamentos / Finishes Options

T08

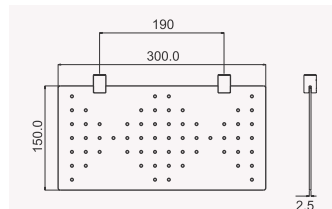


ART.	REF.
T-08	019010170046

Opções de Acabamentos / Finishes Options



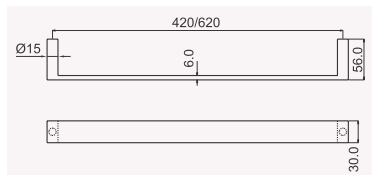
T09



ART.	REF.
T-09	019010170048

Opções de Acabamentos / Finishes Options

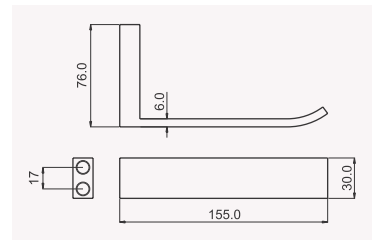
T10



ART.	REF.
T-10 400mm	019010170050
T-10 600mm	019010170052

Opções de Acabamentos / Finishes Options

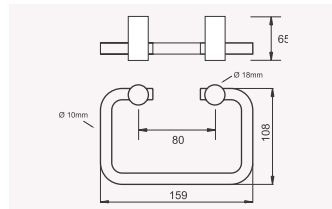
T11



ART.	REF.
T-11	019010170054

Opções de Acabamentos / Finishes Options

T13

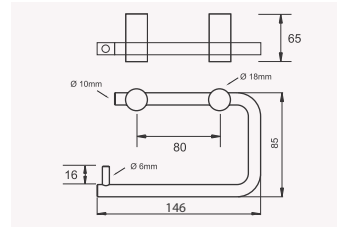


ART.	REF.
T-13	019010170081

Opções de Acabamentos / Finishes Options

A
1


T14



ART.	REF.
T-14	019010170083

Opções de Acabamentos / Finishes Options

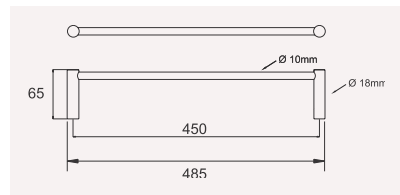
T16



ART.	REF.
T-16	019010170087

Opções de Acabamentos / Finishes Options

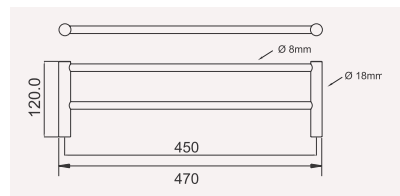
T17



ART.	REF.
T-17	019010170089

Opções de Acabamentos / Finishes Options

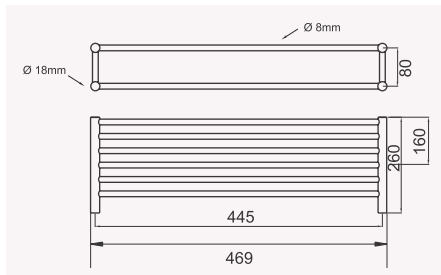
T18



ART.	REF.
T-18	019010170091

Opções de Acabamentos / Finishes Options

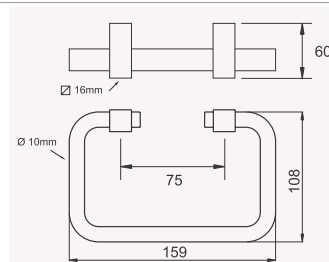
T19



ART.	REF.
T-19	019010170093

Opções de Acabamentos / Finishes Options

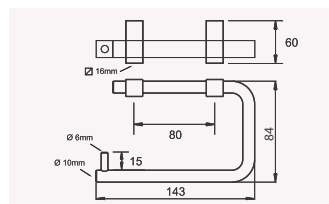
T20



ART.	REF.
T-20	019010170095

Opções de Acabamentos / Finishes Options

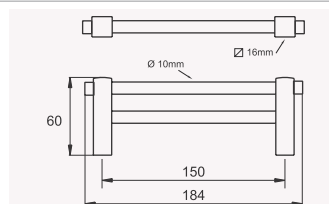
T21



ART.	REF.
T-21	019010170097

Opções de Acabamentos / Finishes Options

T22

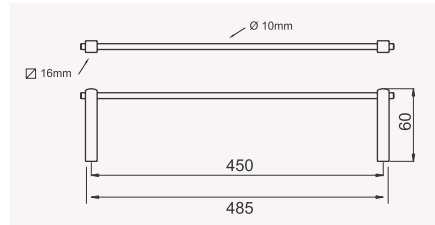


ART.	REF.
T-22	019010170099

Opções de Acabamentos / Finishes Options

A
1

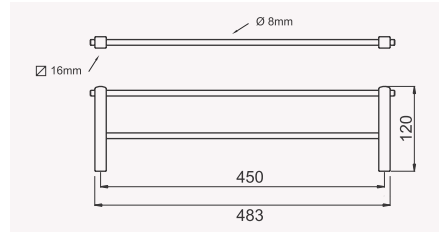
T24



ART.	REF.
T-24	019010170103

Opções de Acabamentos / Finishes Options

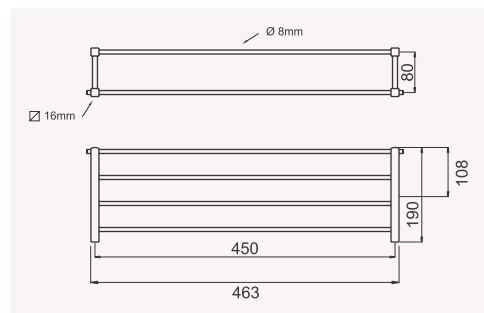
T25



ART.	REF.
T-25	019010170105

Opções de Acabamentos / Finishes Options

T26



ART.	REF.
T-25	019010170107

Opções de Acabamentos / Finishes Options



SD 01



Dispensador de Sabão Líquido
Soap Dispenser
Distributeur de Savon
Seifenspendler
Dispensador del jabón

Dimensões / Dimensions: 165 x 420 x 360mm
Capacidade / Capacity: 500ml

ART.	REF.
SD 01	019010170113

SD 02

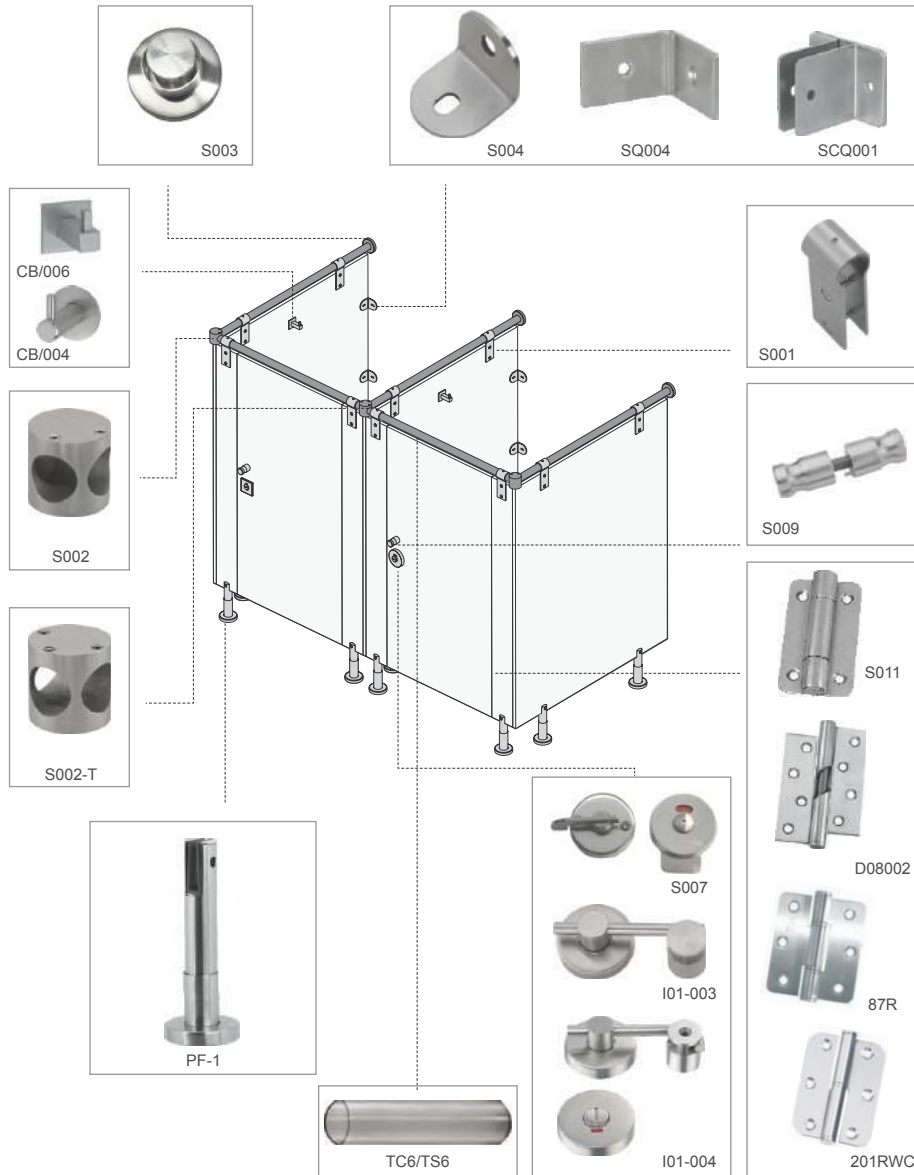


Dispensador de Sabão Líquido
Soap Dispenser
Distributeur de Savon
Seifenspendler
Dispensador del jabón

Dimensões / Dimensions: 195 x 115 x 110mm
Capacidade / Capacity: 800ml

ART.	REF.
SD 02	019010170114

A
1

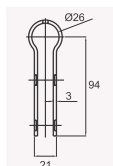
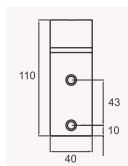


S001

S001-90°

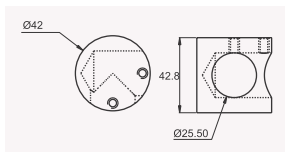


ART.	REF.
S001	019010170009



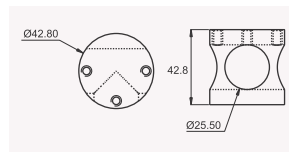
ART.	REF.
S001-90°	019010170110

S002



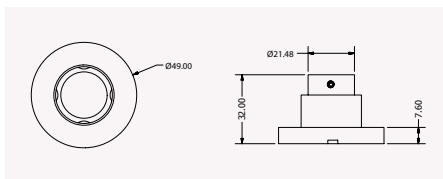
ART.	REF.
S002	019010170010

S002-T



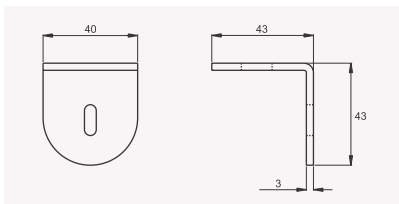
ART.	REF.
S002 T	019010170016

S003



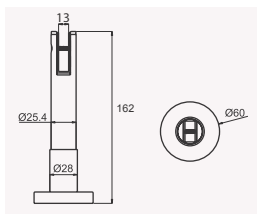
ART.	REF.
S003 Ø52	019010170079

S004



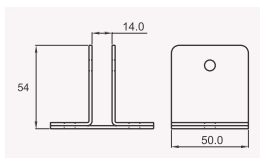
ART.	REF.
S004	019010170004

PF-01



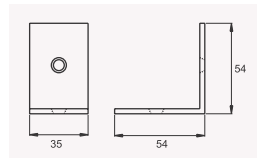
ART.	REF.
PF 01	019010170019

SCQ001



ART.	REF.
SCQ001	019010170022

SQ004



ART.	REF.
SQ004	019010170023

A²

Asas de Porta (Simples e Duplas)

Pull Handles (Simple and Double)

Poignées de Tirage (Simples et Doubles)

Stoßgriffe (Einzel und Doppel)

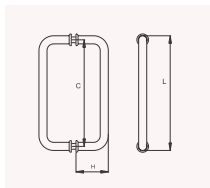
Manillón de Puertas (Simples y Doble)



Asas de Porta (Simples e Dupla)

Pull Handles (Simple and Double) / Poignées de Tirage (Simple et Double)
Stoßgriffe (Einzel und Doppel) / Manillón de Puertas (Sencillo y Doble)

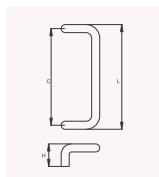
2136 D



ART.	Ø	C	L	H	REF.
2136/D/19/150	19	150	169	55	029010020001
2136/D/19/200	19	200	219	55	029010020002*
2136/D/19/250	19	250	269	55	029010020003*
2136/D/19/300	19	300	319	55	029010020004
2136/D/19/400	19	400	419	55	029010020117
2136/D/25/200	25	200	225	70	029010020060
2136/D/25/250	25	250	275	70	029010020088
2136/D/25/300	25	300	325	70	029010020061
2136/D/25/350	25	350	375	70	029010020114
2136/D/25/400	25	400	425	70	029010020062
2136/D/25/600	25	600	625	70	029010020118
2136/D/32/300	32	300	332	85	029010020086
2136/D/32/400	32	400	432	85	029010020134
2136/D/32/600	32	600	632	85	029010020135

* Opções de Acabamentos / Finishes Options

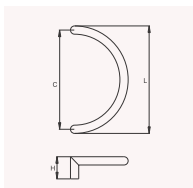
AP 002



ART.	Ø	C	L	H	REF.
AP/002/19/150	19	150	169	55	029010020064
AP/002/19/200	19	200	219	55	029010020063
AP/002/19/250	19	250	269	60	029010020110
AP/002/19/300	19	300	319	55	029010020057*
AP/002/19/350	19	350	369	55	029010020065*
AP/002/25/250	25	250	275	70	029010020077
AP/002/25/300	25	300	325	70	029010020078
AP/002/25/400	25	400	425	70	029010020096
AP/002/25/450	25	450	475	70	029010020111
AP/002/32/300	32	300	332	85	029010020083
AP/002/32/400	32	400	432	85	029010020070
AP/002/32/500	32	500	532	85	029010020071
AP/002/32/1000	32	1000	1032	85	029010020140

* Opções de Acabamentos / Finishes Options

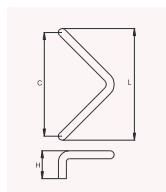
AP 003



ART.	Ø	C	L	H	REF.
AP/003/25/200	25	200	225	70	029010020090
AP/003/25/300	25	300	325	70	029010020091*
AP/003/32/300	32	300	332	85	029010020087*
AP/003/32/350	32	350	382	85	029010020246

* Opções de Acabamentos / Finishes Options

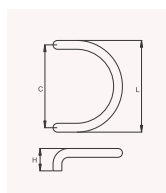
AP 004



ART.	Ø	C	L	H	REF.
AP/004/25/300	25	300	325	70	029010020080*
AP/004/32/300	32	300	332	85	029010020081*

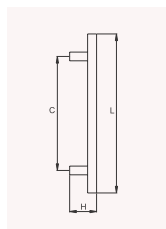

* Opções de Acabamentos / Finishes Options

AP 006



ART.	Ø	C	L	H	REF.
AP/006/25/200	25	200	225	70	029010020092
AP/006/25/300	25	300	325	70	029010020103
AP/006/25/300	25	300	325	85	029010020130
AP/006/32/300	32	300	332	85	029010020104
AP/006/32/350	32	350	382	85	029010020112

AP 008

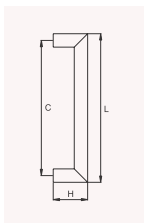


ART.	Ø	C	L	H	REF.
AP/008/19/150	19	150	300	64	029010020026
AP/008/19/200	19	200	350	65	029010020027
AP/008/19/250	19	250	400	65	029010020028
AP/008/19/300	19	300	450	65	029010020029
AP/008/25/200	25	200	300	70	029010020093
AP/008/25/200/ 30°	25	200	300	70	029010020267
AP/008/25/200	25	200	350	70	029010020030
AP/008/25/250	25	250	400	70	029010020031
AP/008/25/300	25	300	500	70	029010020085
AP/008/25/400	25	400	550	70	029010020032
AP/008/25/550	25	550	700	75	029010020033
AP/008/30/200	30	200	250	75	029010020098
AP/008/30/200	30	200	350	75	029010020034
AP/008/30/250	30	250	400	75	029010020102
AP/008/30/300	30	300	400	75	029010020035
AP/008/30/300	30	300	450	75	029010020055
AP/008/30/350	30	350	500	80	029010020056
AP/008/30/400	30	400	550	75	029010020036
AP/008/30/450	30	450	600	75	029010020059
AP/008/30/550	30	550	700	80	029010020037
AP/008/30/700	30	700	1000	80	029010020113
AP/008/32/1200	32	1200	1500	91	029010020107
AP/008/32/1700	32	1700	2000	91	029010020108

Asas de Porta (Simples e Dupla)

Pull Handles (Simple and Double) / Poignées de Tirage (Simple et Double)
Stoßgriffe (Einzel und Doppel) / Manillón de Puertas (Sencillo y Doble)

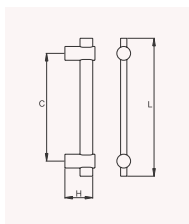
AP 009



ART.	Ø	C	L	H	REF.
AP/009/19/150	19	150	169	55	029010020038
AP/009/19/200	19	200	219	60	029010020039
AP/009/19/250	19	250	269	55	029010020040
AP/009/19/300	19	300	319	55	029010020041
AP/009/19/500	19	500	519	55	029010020042
AP/009/25/200	25	200	219	70	029010020043
AP/009/25/250	25	250	269	70	029010020044
AP/009/25/300	25	300	325	70	029010020045
AP/009/25/350	25	350	375	70	029010020126
AP/009/25/400	25	400	425	70	029010020128*
AP/009/25/600	25	600	625	70	029010020046*
AP/009/25/1000	25	1000	1025	70	029010020047
AP/009/30/300	30	300	330	85	029010020129
AP/009/30/400	30	400	430	85	029010020131
AP/009/30/600	30	600	630	85	029010020133

* Opções de Acabamentos / Finishes Options

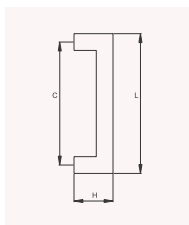
AP 010



ART.	Ø	Ø	C	L	H	REF.
AP/010/150	30	30x15	150	200	70	029010020048
AP/010/200	30	30x15	200	250	70	029010020049
AP/010/250	30	30x15	250	300	70	029010020050*
AP/010/300	30	30x15	300	400	70	029010020051*

* Opções de Acabamentos / Finishes Options

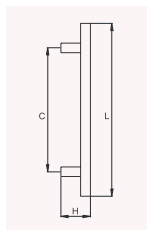
AP 011




ART.	□	C	L	H	REF.
AP/011/20/150	20x20	150	170	65	029010020095
AP/011/20/200	20x20	200	220	65	029010020052
AP/011/20/250	20x20	250	270	65	029010020053
AP/011/20/300	20x20	300	320	65	029010020054
AP/011/20/400	20x20	400	420	65	029010020120
AP/011/30/200	30x30	200	230	90	029010020160
AP/011/30/300	30x30	300	330	90	029010020122
AP/011/30/400	30x30	400	430	75	029010020123
AP/011/30/500	30x30	500	530	75	029010020099
AP/011/30/600	30x30	600	630	90	029010020125*
AP/011/30/1000	30x30	1000	1030	90	029010020100*
AP/011/30/1500	30x30	1500	1553	90	029010020206

* Opções de Acabamentos / Finishes Options

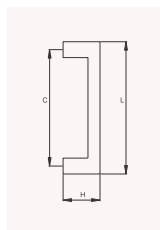
AP 012




ART.		C	L	H	REF.
AP/012/20/150	20x20	150	300	65	029010020016
AP/012/20/300	20x20	300	500	65	029010020015
AP/012/25/200	25x25	200	300	70	029010020014*
AP/012/25/300	25x25	300	500	70	029010020089*
AP/012/30/300	30x30	300	500	75	029010020094

* Opções de Acabamentos / Finishes Options

AP 013



ART.		C	L	H	REF.
AP/013/40/300	40x20	300	320	65	029010020017
AP/013/40/500	40x20	500	520	65	029010020101

SISTEMAS DE FIXAÇÃO

FIXATION SYSTEMS / SYSTÈMES DE FIXATION / SISTEMAS FIJACION

ART.	Ø	REF.
SFA-001-Ø19	Ø19mm FA 01	019010180002
SFA-002-Ø25	Ø25mm FA 02	019010180003
SFA-003-Ø30	Ø30mm FA 03	019010180004

ART.	Ø	REF.
SFA-004-Ø19	Ø19mm FA 04	019010180005
SFA-005-Ø25	Ø25mm FA 05	019010180006
SFA-006-Ø30	Ø30mm FA 06	019010180007

ART.	Ø	REF.
SFA-007-Ø19	Ø19mm FA 07	019010180008
SFA-008-Ø25	Ø25mm FA 08	019010180009
SFA-009-Ø30	Ø30mm FA 09	019010180010

ART.	Ø	REF.
SFA-010-Ø19	Ø19mm FA 10	019010180011
SFA-011-Ø25	Ø25mm FA 11	019010180012
SFA-012-Ø30	Ø30mm FA 12	019010180013

Asas de Porta (Simples e Dupla)

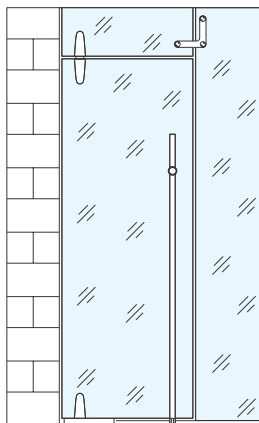
Pull Handles (Simple and Double) / Poignées de Tirage (Simple et Double)
 Stoßgriffe (Einzel und Doppel) / Manillón de Puertas (Sencillo y Doble)

AF 01



ART.	Ø	C	L	H	REF.
AF/01/925	35	925	1200	75	029010020296
AF/01/950	35	950	1200	75	029010020136*
AF/01/1150	35	1150	1500	75	029010020109*
AF/01/1250	35	1250	1800	75	029010020137*
AF/01/1500	35	1500	2000	75	029010020138*
AF/01/1175	35	1175	1500	75	029010020295
AF/01/1250	35	1250	1800	75	029010020137
AF/01/1500	35	1500	2000	75	029010020138
AF/01/1750	35	1750	2400	75	029010020139*

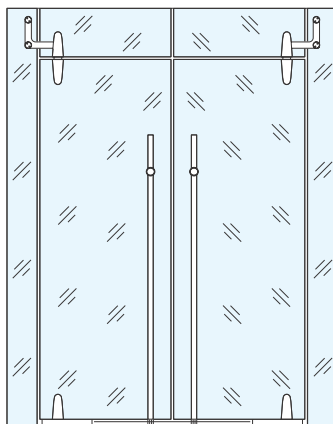
* Opções de Acabamentos / Finishes Options



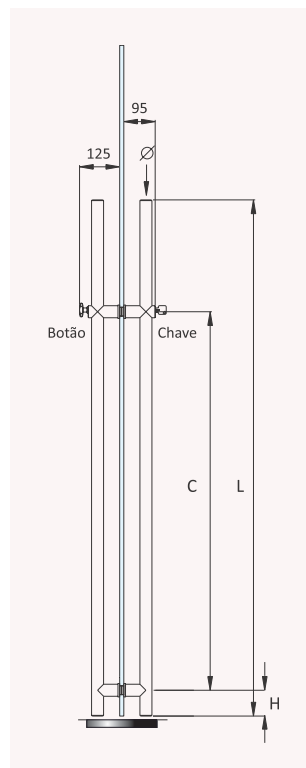
OPC. S

PARA PORTAS DE MADEIRA
 FOR WOODEN DOORS
 POUR PORTES EN BOIS
 PARA PUERTAS DE MADERA

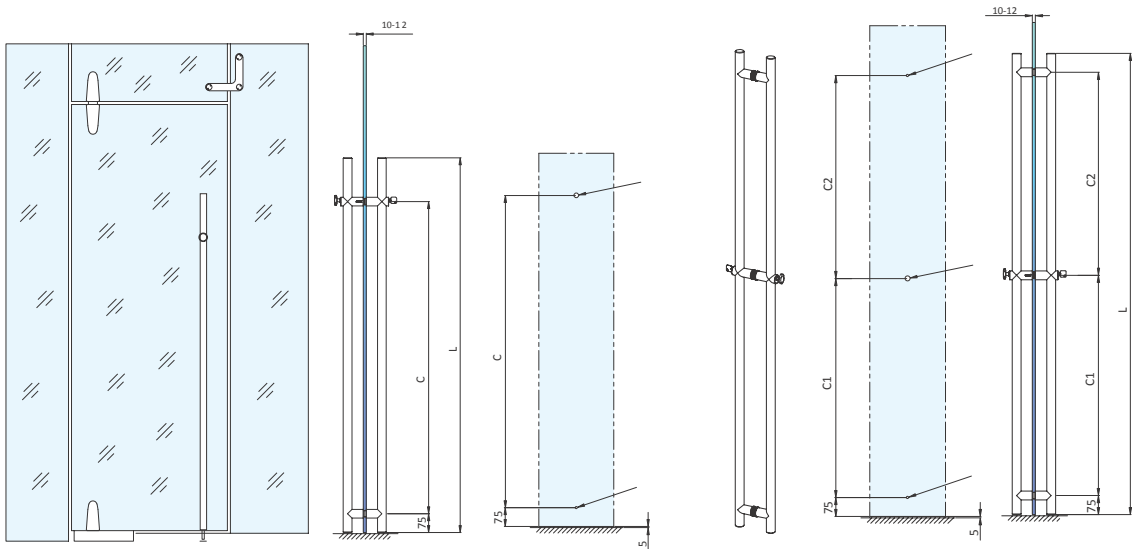
ART.	REF.
AF/01/925	029010020169



OPC. D



AF/02 | AF-M/03 | AF-M/04 | AF-M/05

A
2

ART.	Ø	C	L	H	REF.
AF/02/950	35	925	1200	75	029010020153
AF/02/1150	35	1150	1500	75	029010020154
AF/02/1175	35	1175	1800	75	029010020156
AF/02/1500	35	1250	2000	75	029010020155

ART.	Ø	C	L	H	REF.
AF-M/04/925	32	925	1200	75	029010020179
AF-M/04/950	32	950	1200	75	029010020173
AF-M/04/1175	32	1175	1500	75	029010020174
AF-M/04/1250	32	1250	1800	75	029010020175
AF-M/04/1500	32	1500	2000	75	029010020176

ART.	Ø	C1	C2	L	H	REF.
AF-M/05/725	32	725	925	1800	75	029010020291
AF-M/05/925	32	925	725	1800	75	029010020203
AF-M/05/925	32	925	925	2000	75	029010020204
AF-M/05/1175	32	1175	1075	2400	75	029010020205

ART.	Ø	C	L	H	REF.
AF-M/03/1175	35	1175	1500	75	029010020170
AF-M/03/1250	35	1250	1800	75	029010020171
AF-M/03/1500	35	1500	2000	75	029010020172

ART.	SIZE	C1	C2	L	REF.
AF-M/05/1800	1800 mm	925	725	1800	029010020292
AF-M/05/2000	2000 mm	925	925	2000	029010020294

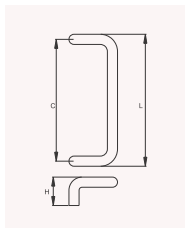


Chaves por encomenda
 Keys by order
 Clés sur commande
 Llaves sobre pedido

Asas de Porta (Simples e Dupla)

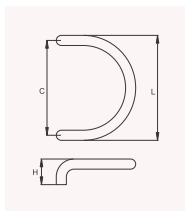
Pull Handles (Simple and Double) / Poignées de Tirage (Simple et Double)
Stoßgriffe (Einzel und Doppel) / Manillón de Puertas (Sencillo y Doble)

AS 001



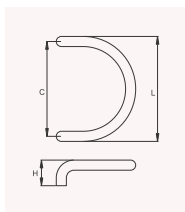
ART.	Ø	C	L	H	REF.
AS/001/19/150	19	150	169	55	029010020073
AS/001/19/200	19	200	219	55	029010020072
AS/001/19/250	19	250	269	55	029010020119
AS/001/19/300	19	300	319	55	029010020067
AS/001/19/350	19	350	369	55	029010020074
AS/001/25/250	25	250	275	70	029010020075
AS/001/25/300	25	300	325	70	029010020066
AS/001/25/400	25	400	425	70	029010020082
AS/001/32/300	32	300	332	85	029010020076
AS/001/32/400	32	400	432	85	029010020068
AS/001/32/500	32	500	532	85	029010020069

AS 003



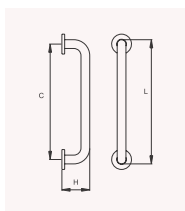
ART.	Ø	C	L	H	REF.
AS/003/25/200	25	200	225	70	029010020162

AS 006



ART.	Ø	C	L	H	REF.
AS/006/19/70	19	70	80	55	029010020084
AS/006/25/200	25	200	80	55	029010020177
AS/006/25/500	25	500	80	55	029010020225

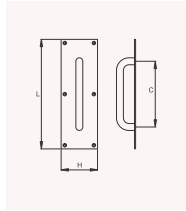
2136 S



ART.	Ø	C	L	H	REF.
2136S/19/150	19	150	169	70	029010020005
2136S/19/200	19	200	219	70	029010020006*
2136S/19/250	19	250	269	65	029010020007*
2136S/19/300	19	300	319	70	029010020008
2136S/25/200	25	200	225	70	029010020097
2136S/25/300	25	300	325	70	029010020022

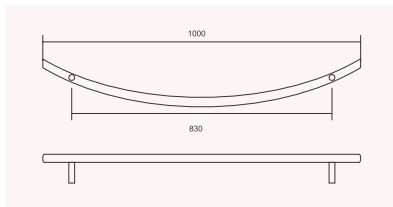
* Opções de Acabamentos / Finishes Options

2137

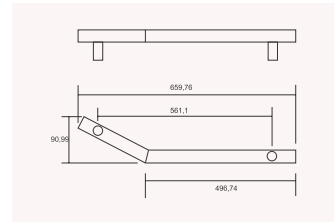


ART.	Ø	C	L	H	REF.
2137S	19	150	220	45	029010020058
2137	19	150	200	75	029010020167

AS 016



AS 017



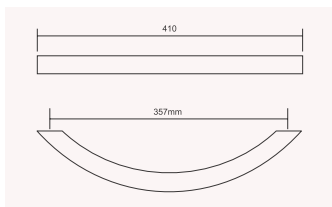
ART.	Ø	C	L	REF.
AS/016	25	830	1000	029010020265

ART.	Ø	C	L	REF.
AS/017	25	561	659	029010020219

Asas de Porta (Simples e Dupla)

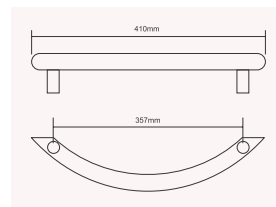
Pull Handles (Simple and Double) / Poignées de Tirage (Simple et Double)
Stoßgriffe (Einzel und Doppel) / Manillón de Puertas (Sencillo y Doble)

AS 018



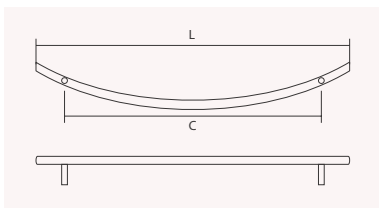
ART.	Ø	C	L	REF.
AS/018/25/357	25	357	410	029010020221
AS/018/30/357	30	357	410	029010020222

AS 019



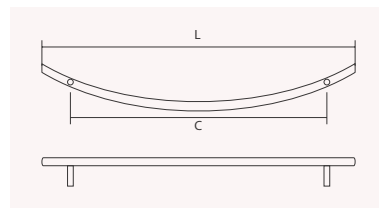
ART.	Ø	C	L	REF.
AS/019/25/357	25	357	410	029010020266

AS 020




ART.	Ø	C	L	REF.
AS/020/25/830	25	830	1000	029010020218
AS/020/30/1226	30	1226	1400	029010020274

AS 021



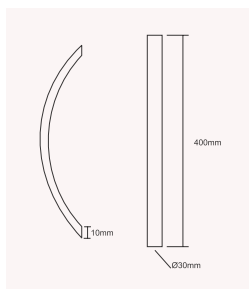
ART.	Ø	C	L	REF.
AS/021/25/715	25	715	890	029010020223
AS/021/30/1226	30	1226	1490	029010020220

AS 022

A
2

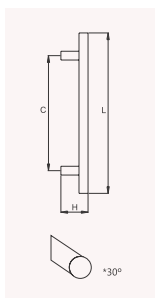
ART.	Ø	C1	C2	L	REF.
AS/022/30/1377	30	1207	1377	1490	029010020224

AS 023



ART.	Ø	L	REF.
AS/023	30	400	029010020231

AS 008

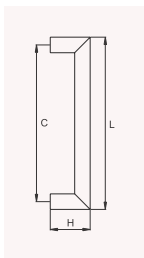


ART.	Ø	C	L	H	REF.
AS/008/19/200	19	200	300	64	029010020143
AS/008/19/250	19	250	400	64	029010020159
AS/008/19/300	19	300	450	64	029010020144
AS/008/25/200	25	200	300	70	029010020212
AS/008/25/250	25	250	400	70	029010020157
AS/008/25/400	25	400	550	70	029010020213
AS/008/25/450	25	450	600	70	029010020275
AS/008/30/300	30	300	400	75	029010020276
AS/008/30/700	30	700	1000	80	029010020158
AS/008/32/1200	35	1200	1500	91	029010020215
AS/008/25/200 30°	25	200	300	60	029010020216
AS/008/25/450 30°	25	450	600	75	029010020217

Asas de Porta (Simples e Dupla)

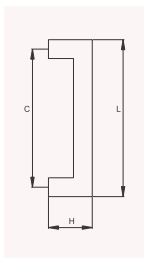
Pull Handles (Simple and Double) / Poignées de Tirage (Simple et Double)
 Stoßgriffe (Einzel und Doppel) / Manillón de Puertas (Sencillo y Doble)

AS 009



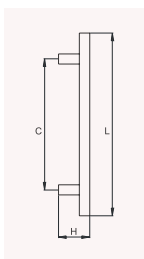
ART.	Ø	C	L	H	REF.
AS/009/19/130	19	130	149	55	029010020285
AS/009/19/150	19	150	169	65	029010020145
AS/009/19/200	19	200	219	65	029010020146
AS/009/19/230	19	230	249	55	029010020287
AS/009/19/250	19	250	269	65	029010020147
AS/009/19/280	19	280	299	55	029010020288
AS/009/19/300	19	300	319	55	029010020148
AS/009/25/176	25	176	201	70	029010020289
AS/009/25/200	25	200	225	70	029010020149
AS/009/25/276	25	276	301	70	029010020290
AS/009/25/300	25	300	325	70	029010020150

AS 011



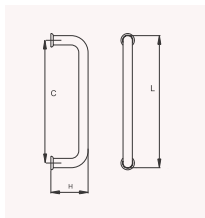
ART.	□	C	L	H	REF.
AS/011/30/300	30x30	300	330	90	029010020208
AS/011/30/600	30x30	600	630	90	029010020209
AS/011/30/1000	30x30	1000	1030	90	029010020210
AS/011/30/1500	30x30	1500	1530	90	029010020211

AS 012



ART.	□	C	L	H	REF.
AS/012/25/150	25x25	150	300	65	029010020227
AS/012/25/250	25x25	250	450	70	029010020232
AS/012/25/350	25x25	350	550	70	029010020228
AS/012/30/700	30x30	700	800	75	029010020229
AS/012/30/1100	30x30	1100	1400	75	029010020230

2136 SR



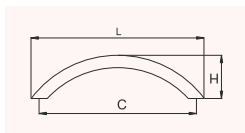
ART.	Ø	C	L	H	REF.
2136/SR/19/200	19	200	219	60	029010020164
2136/SR/19/250	19	250	269	60	029010020165
2136/SR/19/300	19	300	319	60	029010020166
2136/SR/25/250	25	250	275	60	029010020121

A³

Asas e Puxadores de Móveis
Furniture Knobs and Handles
Boutons et Tirettes de Meubles
Griffe Für Möbel
Pomos y Tiradores de Muebles

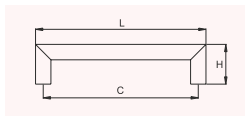


M8011



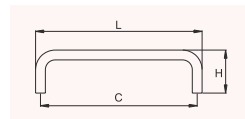
ART.	Ø	C	H	REF.
M8011/32	10	32	35	029010010133
M8011/64	10	64	35	029010010134
M8011/96	10	96	35	029010010114
M8011/128	10	128	35	029010010115
M8011/160	10	160	35	029010010116
M8011/192	10	192	35	029010010117
M8011/256	10	256	35	029010010118
M8011/320	10	320	35	029010010327

M8013



ART.	Ø	C	L	H	REF.
M8013/96	10	96	106	30	029010010124
M8013/128	10	128	138	30	029010010125
M8013/160	10	160	170	30	029010010126
M8013/192	10	192	202	30	029010010127
M8013/224	10	224	234	30	029010010128
M8013/256	10	256	266	30	029010010129
M8013/288	10	288	298	30	029010010130
M8013/320	10	320	330	30	029010010131

M8014

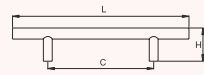


ART.	Ø	C	L	H	REF.
M8014/64	10	64	74	35	029010010080
M8014/96	10	96	106	35	029010010081*
M8014/128	10	128	138	35	029010010082*
M8014/160	10	160	170	35	029010010083*
M8014/192	10	192	202	35	029010010084*

* Opções de Acabamentos / Finishes Options



M8015



ART.	Ø	C	L	H	REF.
M8015/10/96	10	96	160	30	029010010018*
M8015/10/128	10	128	192	30	029010010019*
M8015/10/160	10	160	224	30	029010010020*
M8015/10/192	10	192	256	30	029010010021*
M8015/10/224	10	224	290	30	029010010022*
M8015/10/256	10	256	320	30	029010010023*
M8015/10/288	10	288	352	30	029010010024*
M8015/10/320	10	320	384	30	029010010025*
M8015/10/352	10	352	416	30	029010010026
M8015/10/384	10	384	448	30	029010010027
M8015/10/392	10	392	456	30	029010010028
M8015/10/416	10	416	480	30	029010010029
M8015/10/448	10	448	512	30	029010010030
M8015/10/480	10	480	544	30	029010010031
M8015/10/492	10	492	555	30	029010010032
M8015/10/512	10	512	576	30	029010010033
M8015/10/544	10	544	608	30	029010010034
M8015/10/576	10	576	640	30	029010010035
M8015/10/592	10	592	656	30	029010010036
M8015/10/608	10	608	672	30	029010010037
M8015/10/640	10	640	704	30	029010010038
M8015/10/672	10	672	736	30	029010010039
M8015/10/704	10	704	768	30	029010010040
M8015/10/736	10	736	800	30	029010010041
M8015/10/768	10	768	832	30	029010010042
M8015/10/792	10	792	856	30	029010010043
M8015/10/832	10	832	896	30	029010010044
M8015/10/896	10	896	960	30	029010010045
M8015/10/960	10	960	1024	30	029010010046
M8015/10/1184	10	1184	1248	30	029010010047
M8015/10/1280	10	1280	1344	30	0290100100353
M8015/10/1376	10	1376	1440	30	029010010048
M8015/10/1408	10	1408	1472	30	0290100100354
M8015/10/1440	10	1440	1504	30	029010010049

ART.	Ø	C	L	H	REF.
M8015/12/96	12	96	160	32	029010010050*
M8015/12/128	12	128	192	32	029010010051*
M8015/12/160	12	160	224	32	029010010052*
M8015/12/192	12	192	256	32	029010010053*
M8015/12/224	12	224	288	32	029010010054*
M8015/12/242	12	242	310	32	029010010055*
M8015/12/256	12	256	320	32	029010010056*
M8015/12/288	12	288	352	32	029010010057*
M8015/12/320	12	320	384	32	029010010058*
M8015/12/352	12	352	416	32	029010010059
M8015/12/384	12	384	448	32	029010010060
M8015/12/392	12	392	456	32	029010010061
M8015/12/416	12	416	480	32	029010010062
M8015/12/448	12	448	512	32	029010010063
M8015/12/480	12	480	545	32	029010010064
M8015/12/492	12	492	555	32	029010010065
M8015/12/512	12	512	576	32	029010010066
M8015/12/544	12	544	608	32	029010010067
M8015/12/576	12	576	640	32	029010010068
M8015/12/592	12	592	656	32	029010010069
M8015/12/608	12	608	672	32	029010010070
M8015/12/640	12	640	704	32	029010010071
M8015/12/672	12	672	736	32	029010010072
M8015/12/692	12	692	756	32	029010010073
M8015/12/704	12	704	768	32	029010010074
M8015/12/736	12	736	800	32	029010010075
M8015/12/768	12	768	832	32	029010010076
M8015/12/792	12	792	856	32	029010010077
M8015/12/832	12	832	896	32	0290100100345
M8015/12/960	12	960	1024	32	0290100100346
M8015/12/1152	12	1152	1216	32	0290100100347
M8015/12/1184	12	1184	1248	32	0290100100348
M8015/12/1192	12	1192	1256	32	0290100100078
M8015/12/1280	12	1280	1344	32	0290100100349
M8015/12/1376	12	1376	1440	32	0290100100350
M8015/12/1392	12	1392	1456	32	0290100100079
M8015/12/1408	12	1408	1472	32	0290100100351
M8015/12/1440	12	1440	1502	32	0290100100352

* Opções de Acabamentos / Finishes Options

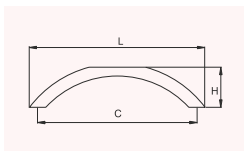
M8015T (TUBO / TUBE / HOLLOW / TUBO)



ART.	Ø	C	L	H	REF.
M8015T/10/96	10	96	160	30	029010010329
M8015T/10/128	10	128	192	30	029010010330
M8015T/10/160	10	160	224	30	029010010331
M8015T/10/192	10	192	256	30	029010010332
M8015T/10/224	10	224	288	30	029010010339
M8015T/10/256	10	256	320	30	029010010340
M8015T/10/320	10	320	384	30	029010010341

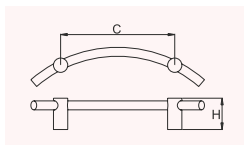
ART.	Ø	C	L	H	REF.
M8015T/12/96	12	96	160	32	029010010333
M8015T/12/128	12	128	192	32	029010010334
M8015T/12/160	12	160	224	32	029010010335
M8015T/12/192	12	192	256	32	029010010336
M8015T/12/224	12	224	288	32	029010010337
M8015T/12/242	12	242	306	32	029010010342
M8015T/12/256	12	256	320	32	029010010343
M8015T/12/288	12	288	352	32	029010010344
M8015T/12/320	12	320	384	32	029010010338

M8016



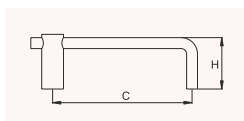
ART.	Ø	C	H	REF.
M8016/32	10	32	32	029010010001
M8016/64	10	64	32	029010010002
M8016/96	10	96	32	029010010003
M8016/128	10	128	32	029010010004
M8016/160	10	160	32	029010010005
M8016/192	10	192	32	029010010085
M8016/256	10	256	32	029010010132

M8017



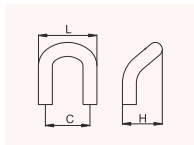
ART.	Ø	C	H	REF.
M8017/96	10	96	32	029010010006
M8017/128	10	128	32	029010010007
M8017/160	10	160	32	029010010008

M8018



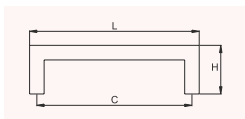
ART.	Ø	C	H	REF.
M8018/64	8	64	28	029010010009
M8018/96	8	96	28	029010010010
M8018/128	8	128	28	029010010011
M8018/160	8	160	28	029010010012

M8019



ART.	Ø	C	L	H	REF.
M8019/32	10	32	42	35	329010050057

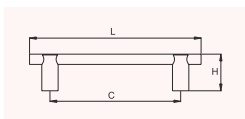
M8020



ART.	□	C	L	H	REF.
M8020/96	10x10	96	106	35	029010010013*
M8020/128	10x10	128	138	35	029010010014*
M8020/160	10x10	160	170	35	029010010015*
M8020/192	10x10	192	202	35	029010010016*
M8020/224	10x10	224	234	35	029010010017
M8020/256	10x10	256	266	35	029010010211*
M8020/320	10x10	320	330	35	029010010189*
M8020/512	10x10	512	522	35	029010010368*

* Opções de Acabamentos / Finishes Options

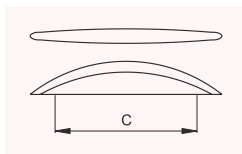
M8021



ART.	Ø	C	L	H	REF.
M8021/96	12	96	134	35	029010010212
M8021/128	12	128	166	35	029010010119
M8021/160	12	160	198	35	029010010120
M8021/192	12	192	230	35	029010010121
M8021/224	12	224	262	35	029010010122
M8021/256	12	256	294	35	029010010123



M8022



ART.	C	REF.
M8022/64	64	329010050075
M8022/96	96	329010050076
M8022/128	128	329010050077





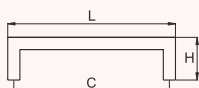


+designs



experience something **new!**

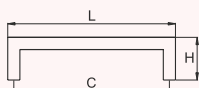
M8023



ART.	□	C	L	H	REF.
M8023/96	20x10	96	106	35	029010010328*
M8023/128	20x10	128	138	35	029010010135*
M8023/160	20x10	160	170	35	029010010136*
M8023/192	20x10	192	202	35	029010010137*
M8023/224	20x10	224	234	35	029010010138*
M8023/256	20x10	256	266	35	029010010139*
M8023/320	20x10	320	330	35	029010010140*
M8023/416	20x10	416	426	35	029010010141*
M8023/512	20x10	512	522	35	029010010213*

* Opções de Acabamentos / Finishes Options

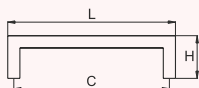
M8024



ART.	□	C	L	H	REF.
M8024/96	40x10	96	106	40	029010010143*
M8024/128	40x10	128	138	40	029010010144*
M8024/160	40x10	160	170	40	029010010145*
M8024/192	40x10	192	202	40	029010010146*
M8024/224	40x10	224	234	40	029010010147*
M8024/256	40x10	256	266	40	029010010148*
M8024/320	40x10	320	330	40	029010010149*
M8024/416	40x10	416	425	40	029010010214*
M8024/512	40x10	512	522	40	029010010150*

* Opções de Acabamentos / Finishes Options

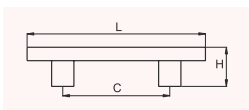
M8025



ART.	□	C	L	H	REF.
M8025/128	15x15	128	143	35	029010010183*
M8025/160	15x15	160	175	35	029010010184*
M8025/192	15x15	192	207	35	029010010185*
M8025/224	15x15	224	239	35	029010010186*
M8025/320	15x15	320	335	35	029010010187*

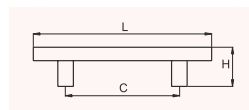
* Opções de Acabamentos / Finishes Options

MK8026 (MACIÇA / SOLID / MASSIF / MACIZA)



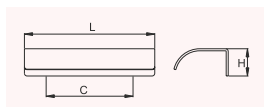
ART.	□	C	L	H	REF.
MK8026/12/96	12x12	96	106	35	029010010175
MK8026/12/128	12x12	128	138	35	029010010170
MK8026/12/160	12x12	160	170	35	029010010171
MK8026/12/192	12x12	192	202	35	029010010172
MK8026/12/224	12x12	224	234	35	029010010173
MK8026/12/242	12x12	242	252	35	029010010188
MK8026/12/292	12x12	292	302	35	029010010176
MK8026/12/320	12x12	320	330	35	029010010174
MK8026/12/342	12x12	342	352	35	029010010177
MK8026/12/442	12x12	442	452	35	029010010178
MK8026/12/542	12x12	542	552	35	029010010179
MK8026/12/642	12x12	642	652	35	029010010180
MK8026/12/742	12x12	742	752	35	029010010181
MK8026/12/1042	12x12	1042	1052	35	029010010182

MKT8026 (TUBO / TUBE / HOLLW / TUBO)



ART.	□	C	L	H	REF.
MKT8026/10/96	10x10	96	160	35	029010010230
MKT8026/10/96 (35)	10x10	96	106	35	029010010401
MKT8026/10/128	10x10	128	192	35	029010010231
MKT8026/10/160	10x10	160	224	35	029010010232
MKT8026/10/192	10x10	192	256	35	029010010233
MKT8026/10/224	10x10	224	288	35	029010010234
MKT8026/10/256	10x10	256	320	35	029010010235
MKT8026/10/320	10x10	320	384	35	029010010236
MKT8026/10/392	10x10	392	456	35	029010010237
MKT8026/10/416	10x10	416	480	35	029010010238
MKT8026/10/512	10x10	512	576	35	029010010239
MKT8026/12/96	12x12	96	160	35	029010010240
MKT8026/12/128	12x12	128	192	35	029010010241
MKT8026/12/160	12x12	160	224	35	029010010248
MKT8026/12/192	12x12	192	256	35	029010010249
MKT8026/12/224	12x12	224	288	35	029010010242
MKT8026/12/256	12x12	256	320	35	029010010243
MKT8026/12/320	12x12	320	384	35	029010010244
MKT8026/12/392	12x12	392	456	35	029010010245
MKT8026/12/416	12x12	416	480	35	029010010246
MKT8026/12/512	12x12	512	576	35	029010010247

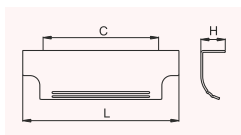
M8027



Art.	□	C	L	H	REF.
M8027/32	40x1,5	16	32	20	029010010190*
M8027/96	40x1,5	64	96	20	029010010191*
M8027/128	40x1,5	96	128	20	029010010192*
M8027/160	40x1,5	128	160	20	029010010193*
M8027/192	40x1,5	160	192	20	029010010399*
M8027/224	40x1,5	192	224	20	029010010194*
M8027/256	40x1,5	224	256	20	029010010400*
M8027/320	40x1,5	288	320	20	029010010195*
M8027/544	40x1,5	512	544	20	029010010196*

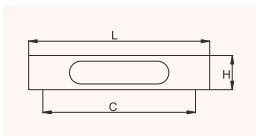
* Opções de Acabamentos / Finishes Options

M8028



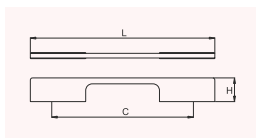
ART.	□	C	L	H	REF.
M8028/32		16	32	19	029010010197
M8028/96		66	96	19	029010010198
M8028/128		98	128	19	029010010199
M8028/160		130	160	19	029010010200
M8028/192		162	192	19	029010010229
M8028/224		194	224	19	029010010201
M8028/320		290	320	19	029010010202
M8028/544		514	544	19	029010010203

M8029



ART.	□	C	L	H	REF.
M8029/128		128	140	30	029010010204
M8029/160		160	170	30	029010010205

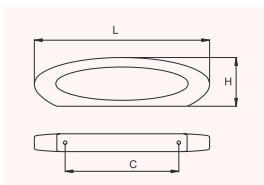
M8030



ART.	C	L	H	REF.
M8030/192	192	250	32	029010010206*

*Opções de Acabamentos / Finishes Options

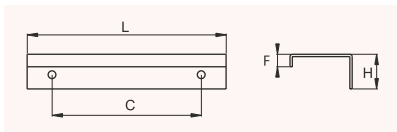
M8031



ART.	C	L	H	REF.
M8031/96	96	148	41	029010010208*

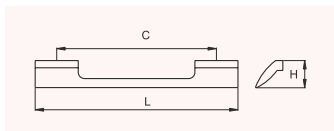
*Opções de Acabamentos / Finishes Options

M8032



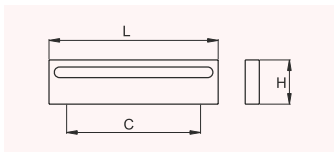
ART.	C	L	H	F	REF.
M8032/40/16	16	32	21	10	029010010309
M8032/40/32	32	64	21	10	029010010310
M8032/40/96	96	128	21	10	029010010311
M8032/40/128	128	160	21	10	029010010312
M8032/40/160	160	192	21	10	029010010313
M8032/40/192	192	224	21	10	029010010314
M8032/40/224	224	256	21	10	029010010315
M8032/40/256	256	288	21	10	029010010316
M8032/40/320	320	352	21	10	029010010317
M8032/40/512	512	544	21	10	029010010318

M8033



ART.	C	L	H	W	REF.
M8033	192	240	40	300	029010010308

M8034



ART.	□	C	L	REF.
M8034/8/128	25x8	128	148	029010010319
M8034/8/160	25x8	160	180	029010010320
M8034/8/192	25x8	192	212	029010010321
M8034/8/224	25x8	224	244	029010010322
M8034/10/128	25x10	128	148	029010010323
M8034/10/160	25x10	160	180	029010010324
M8034/10/192	25x10	192	212	029010010325
M8034/10/224	25x10	224	244	029010010326

MZ004



ART.	REF.
MZ004x160mm	029010010090
MZ004x190mm	029010010092

MZ005



ART.	REF.
MZ005x128mm	029010010152
MZ005x160mm	029010010153

MZ006



ART.	REF.
MZ006x128mm	029010010096

MZ008



ART.	REF.
MZ008x96mm	029010010098
MZ008x128mm	029010010100

Opções de Acabamentos / Finishes Options

MZ010



ART.	REF.
MZ010x96mm	029010010102
MZ010x128mm	029010010104
MZ010x160mm	029010010106

Opções de Acabamentos / Finishes Options

MZ014



ART.	REF.
MZ014x96mm	029010010108
MZ014x128mm	029010010110
MZ014x160mm	029010010112

Opções de Acabamentos / Finishes Options

MZ023



ART.	REF.
MZ023x128mm	029010010154
MZ023x160mm	029010010155
MZ023x192mm	029010010156

Opções de Acabamentos / Finishes Options

MZ024



ART.	REF.
MZ024x128mm	029010010157
MZ024x160mm	029010010158
MZ024x192mm	029010010159

Opções de Acabamentos / Finishes Options

MZ025



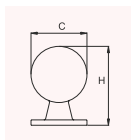
ART.	REF.
MZ025x128mm	029010010160
MZ025x160mm	029010010161
MZ025x192mm	029010010162

Opções de Acabamentos / Finishes Options



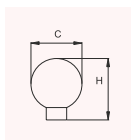


M8001



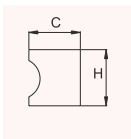
ART.	C	H	REF.
M8001/15	15	22	329010050014
M8001/18	18	24	329010050078
M8001/20	20	26	329010050015
M8001/25	25	31	329010050016
M8001/30	30	33	329010050083

M8003



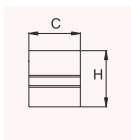
ART.	C	H	REF.
M8003/15	15	20	329010050020
M8003/20	20	24,5	329010050021
M8003/25	25	30	329010050022

663/1



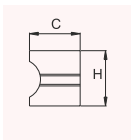
ART.	C	H	REF.
663/1/12	12	23	329010050013
663/1/15	15	25	329010050002
663/1/18	18	25	329010050003
663/1/20	20	26	329010050004
663/1/22	22	30	329010050005
663/1/25	25	30	329010050006

663/2



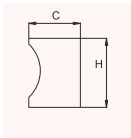
ART.	C	H	REF.
663/2/12	12	23	329010050007
663/2/15	15	25	329010050008
663/2/18	18	25	329010050009
663/2/20	20	28	329010050010
663/2/22	22	30	329010050011
663/2/25	25	30	329010050012

M8002/663



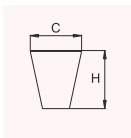
ART.	C	H	REF.
8002/663/12	12	23	329010050053
8002/663/15	15	25	329010050054
8002/663/18	18	27	329010050052
8002/663/20	20	28	329010050055
8002/663/22	22	30	329010050056

MK664



ART.	C	H	REF.
MK664/12	12	20	329010050070
MK664/15	15	22	329010050071
MK664/18	18	24	329010050072
MK664/20	20	25	329010050073
MK664/25	25	30	329010050074

M8006



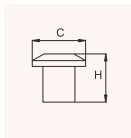
ART.	C	H	REF.
M8006/12	12	20	329010050030
M8006/16	16	26	329010050086
M8006/18	18	26	329010050029
M8006/25	25	29	329010050031

Asas e Puxadores de Móveis

Furniture Knobs and Handles / Boutons et Tirettes de Meubles

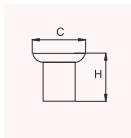
Griffe Für Möbel / Pomos y Tiradores de Muebles

M8007



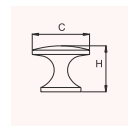
ART.	C	H	REF.
M8007/15	15	20	329010050032
M8007/18	18	20	329010050079
M8007/20	20	20	329010050033
M8007/25	25	23	329010050034

M8008



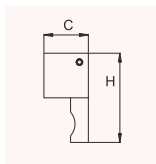
ART.	C	H	REF.
M8008/15	15	15	329010050035
M8008/20	20	17	329010050036
M8008/25	25	21	329010050037

M8010



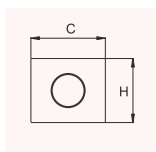
ART.	C	H	REF.
M8010/15	15	19	329010050088
M8010/20	20	21	329010050084
M8010/25	25	24	329010050041
M8010/30	30	25	329010050099
M8010/35	35	26	329010050043

MK700



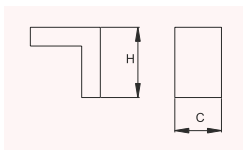
ART.	C	H	REF.
MK700/20	20	40	329010050081

MK800



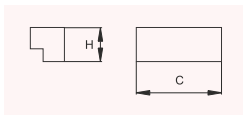
ART.	C	H	REF.
MK800/30	35	30	329010050082

MK900



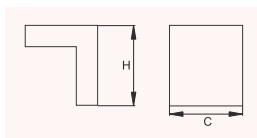
ART.	C	H	REF.
MK900/20	20	35	329010050085

MK8024P



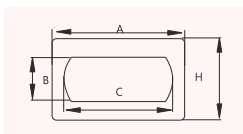
ART.	C	H	REF.
M8024P	40	16	329010050101

M8024



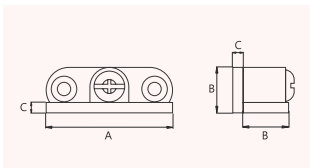
ART.	C	H	REF.
M8024	41	41	329010050102

MI670



ART.	A	B	C	H	REF.
MI670	46	16	34	30	329010050087

UNIÃO (JOINT)




ART.	A	B	C	REF.
UM 01	39	14	3.20	019010190001

Batentes de Porta

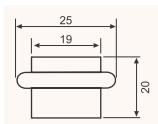
Door Stoppers / Butées de Porte

Türstopper / Topes de Puerta

B¹



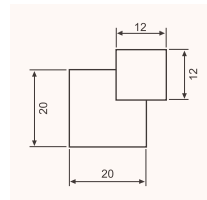
115



ART.	REF.
115 ø20mm	049010010023*

*Opções de Acabamentos / Finishes Options

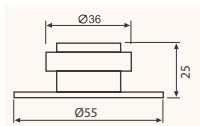
116K



ART.	REF.
116K	049010010021

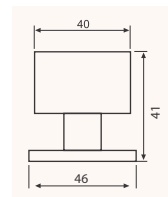
B
1

BT002



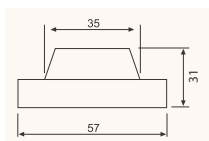
ART.	REF.
BT002	049010010013

BT003



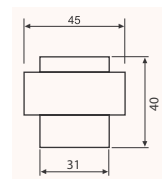
ART.	REF.
BT003	049010010014

BT004



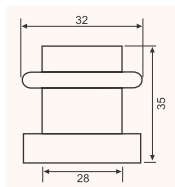
ART.	REF.
BT004	049010010015

BT005



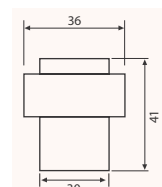
ART.	REF.
BT005	049010010016

BT006



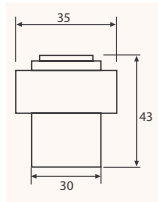
ART.	REF.
BT006	049010010017

BT007



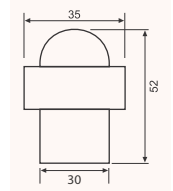
ART.	REF.
BT007	049010010007

BT008



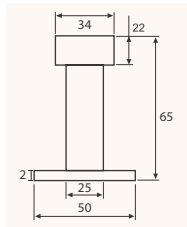
ART.	REF.
BT008	049010010012

BT009



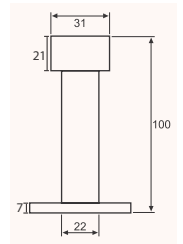
ART.	REF.
BT009	049010010019

BT010



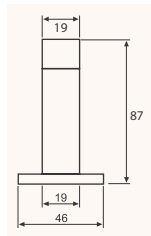
ART.	REF.
BT010	049010010008

BT011



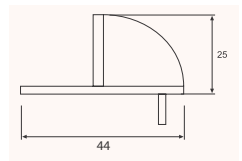
ART.	REF.
BT011	049010010005

BT012



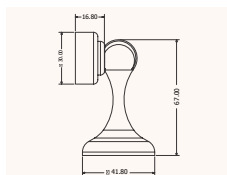
ART.	REF.
BT012	049010010006

BT017



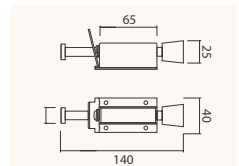
ART.	REF.
BT 017	049010010022

BTM008



ART.	REF.
BTM 008	049010010009

BTM016




ART.	REF.
BTM 016	049010010004



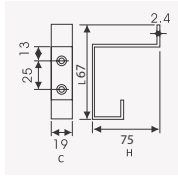
Cabides

Hook Hangers / Porte-Manteau
Haken / Colgadores

C1

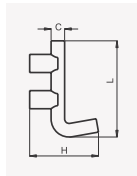


CB 01



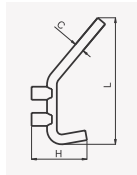
ART.	C	L	H	REF.
CB/01	20	67	75	069010000008

CB 02



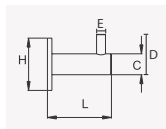
ART.	C	L	H	REF.
CB/02	10	87	71	069010000009

CB 03



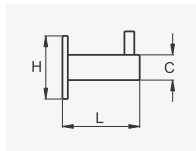

ART.	C	L	H	REF.
CB/03	10	167	62	069010000010

CB 04



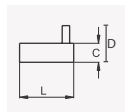
ART.	C	L	H	E	D	REF.
CB/04	14	35	42	6	26	069010000011

CB 06



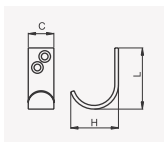
ART.	C	L	H	REF.
CB/06	14	42	35	069010000013

CB 07



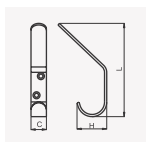
ART.	C	L	D	REF.
CB/07	14	40	28	069010000014

CB 08



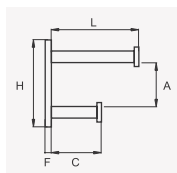
ART.	C	L	H	REF.
CB/08	20	50	40	069010000015

CB 09



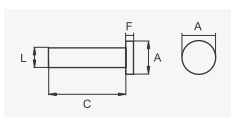
ART.	C	L	H	REF.
CB/09	20	127	40	069010000016

CB 10



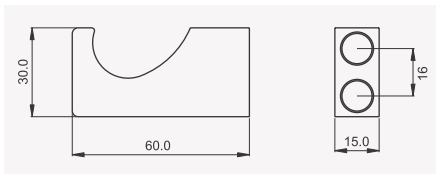
ART.	A	C	F	L	H	REF.
CB/10	60	40	3	130	104	069010000017

CB 11



ART.	A	C	F	L	REF.
CB/11	30	38	3	19	069010000018

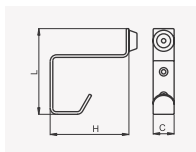
T12



ART.	REF.
T-12	019010170056

Opções de Acabamentos / Finishes Options

CB 05



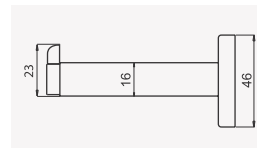

ART.	C	L	H	REF.
CB/05	20	74	67	069010000012

CSZ01



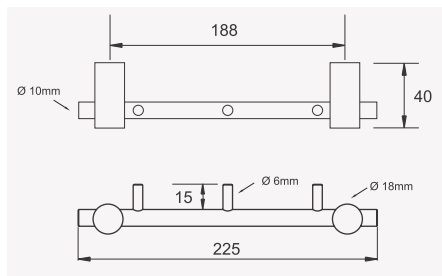
ART.	REF.
CSZ01	069010000001

S005



ART.	REF.
S005	019010170012

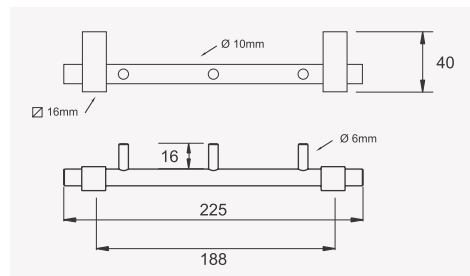
T15



ART.	REF.
T-15	019010170085*

*Opções de Acabamentos / Finishes Options

T23



ART.	REF.
T-23	019010170102*

Opções de Acabamentos / Finishes Options

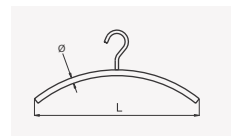
CDL01



ART.	REF.
CDL01	069010000003*

*Opções de Acabamentos / Finishes Options

CZ-01



ART.	Ø	L	REF.
CZ-01 Ø12	12	450	069010000020
CZ-01 Ø14	14	450	069010000021

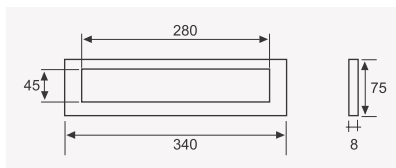
Caixa de Correio

Mail boxes / Boîtes aux lettres
Briefkasten / Buzons de correo

C 2



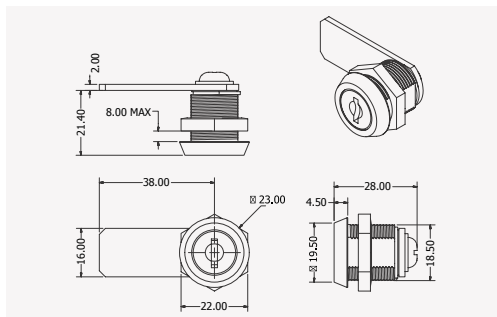
C.C. 01



ART.	REF.
C. C. 01	019010070002

C
2

F.C.C.



ART.	REF.
F.C.C.	219010060004

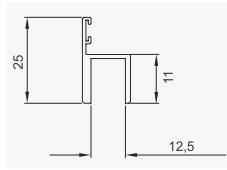


Calhas (Perfis)

Tracks / Perfilés / Perfiles



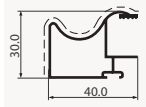

PV-01 (12mts)



ALUMÍNIO
ALUMINIUM
ALUMINIUM
ALUMINIO

ART.	REF.
PV 01	089010010071

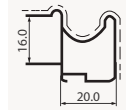
PERFIL PUXADOR 1



ART.	REF.
PERFIL PUXADOR 1	089010010025*

*Opções de Acabamentos / Finishes Options

PERFIL PUXADOR 2



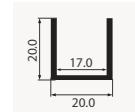
PAPEL MELAMINA
MELAMINE PAPER
MÉLAMINE PAPIER
PAPEL MELAMINA

FOLHEADO A MADEIRA
VENEER WOOD
PLACAGE DE BOIS
HOJA DE MADERA

ART.	REF.
PERFIL PUXADOR 2	089010010041*

*Opções de Acabamentos / Finishes Options

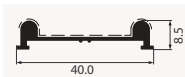
PERFIL REMATE



ART.	REF.
PERFIL REMATE	089010010019*

*Opções de Acabamentos / Finishes Options

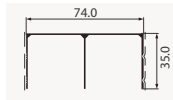

PERFIL INFERIOR



ART.	REF.
PERFIL INFERIOR	089010010001*

*Opções de Acabamentos / Finishes Options

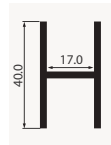
PERFIL SUPERIOR



ART.	REF.
PERFIL SUPERIOR	089010010026*

*Opções de Acabamentos / Finishes Options

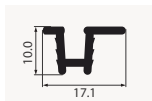
PERFIL H



ART.	REF.
PERFIL H	089010010057*

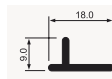

*Opções de Acabamentos / Finishes Options

CALHA 3100



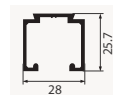

ART.	REF.
CALHA 3100	089010010037

CALHA 3200




ART.	REF.
CALHA 3200	089010010038

CALHA 4000 (40KGS)



ART.	REF.
CALHA 4000	089010010065

CALHA 5000 (80>120KGS)



ART.	REF.
CALHA 5000	089010010064

CALHA 1000/5



ART.	REF.
CALHA 1000/5	084270080001

PS 4940



Calha Inferior
Bottom Rail
Rail Inférieur
Carril Inferior

ART.	REF.
PS 4940	089010010073

PI 4940



Calha Superior
Superior Rail
Rail Supérieur
Carril Superior

ART.	REF.
PI 4940	089010010074

C
3

SUPORTE 4000



ART.	REF.
SUPORTE 4000	019010090003

SUPORTE 5000



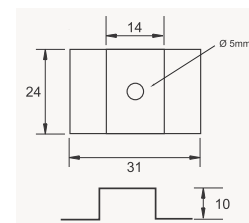
ART.	REF.
SUPORTE 5000	019010090005

PERFIL U



ART.	Dimensions	REF.
PERFIL U	10 x 12 x 10 x 1.0 3000mm	089010020001
PERFIL U	25 x 12 x 25 x 1.0 3000mm	089010020002
PERFIL U	25 x 14 x 25 x 1.0 3000mm	089010020003

DECK



ART.	REF.
Deck	019010180001

C 4

Cilindros (Canhões)

Cylinders / Cylindres

Cilindros



CILINDRO NORMAL



ART.	REF.
Cil.Normal 30mm + 30mm	119010120001*
Cil. Normal 30mm + 40mm	119010120004
Cil. Normal 35mm + 35mm	119010120003

* Opções de Acabamentos / Finishes Options

CILINDRO SEGURANÇA



ART.	REF.
Cil.Seg. 30mm + 30mm	119010130001*
Cil.Seg. 30mm + 40mm	119010130004
Cil.Seg. 35mm + 35mm	119010130003
Cil.Seg. 35mm + 40mm	119010130007

* Opções de Acabamentos / Finishes Options

CILINDRO DESCENTRADO



ART.	REF.
Cil. N. Desc. 35mm + 45mm	119010040002*
Cil. N. Desc. 50mm + 30mm	119010040005
Cil. N. Desc. 50mm + 50mm	119010040007
Cil. N. Desc. 55mm + 30mm	119010040009*

* Opções de Acabamentos / Finishes Options

CILINDRO OVAL



ART.	REF.
Cil. OVAL 30mm + 30mm	119010120012*

* Opções de Acabamentos / Finishes Options

CILINDRO 716



ART.	REF.
Cilindro 716	119010120005

CILINDRO WC



ART.	REF.
Cil. WC	119010120006

CHAVE 716/1



ART.	REF.
Chave 716/1 N°1	019010030005*
Chave 716/1 N°2	019010030006*
Chave 716/1 N°3	019010030007*
Chave 716/1 N°4	019010030008*
Chave 716/1 N°5	019010030009*
Chave 716/1 N°6	019010030010*

*Opções de Acabamentos / Finishes Options

CHAVE 718



ART.	REF.
Chave 718 N°1	019010030042*
Chave 718 N°2	019010030043*
Chave 718 N°3	019010030044*
Chave 718 N°4	019010030045*
Chave 718 N°5	019010030046*
Chave 718 N°6	019010030047*

*Opções de Acabamentos / Finishes Options

CHAVE P/ CILINDRO



ART.	REF.
Chave p/ CIL	109010020001

C5

Conchas de Embutir

Flush Handle / Coquilles Encastrables

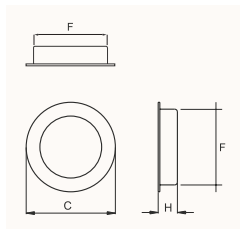
Griffmuschel Für Enbau / Cazoletas



Conchas de Embutir

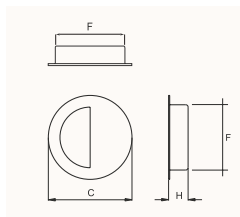
Flush Handle / Coquilles Encastrables
Griffmuschel Für Enbau / Cazoletas

Nº3



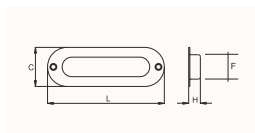
ART.	C	H	F	REF.
Nº 3/20	20	25	15	149010010013
Nº 3/30	30	10	25	149010010023
Nº 3/40	40	12	35	149010010001
Nº 3/50	50	15	40	149010010002
Nº 3/60	60	15	51	149010010033
Nº 3/65	65	15	51	149010010003
Nº 3/70	70	16	60	149010010032

Nº4



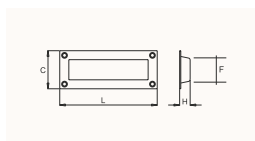
ART.	C	H	F	REF.
Nº 4	90	17	71	149010010008

Nº5



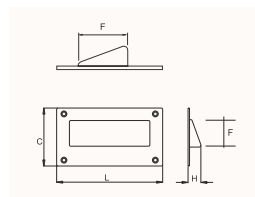
ART.	C	L	H	F	REF.
Nº 5	41	120	13	29	149010010005

Nº6



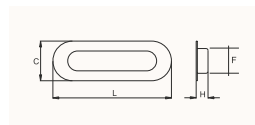
ART.	C	L	H	F	REF.
Nº 6	51	102	13	39	149010010006

Nº7




ART.	C	L	H	F	REF.
Nº 7	83	125	12	58	149010010007

Nº8



ART.	C	L	H	F	REF.
Nº 8	40	120	11	28	149010010009

Nº9

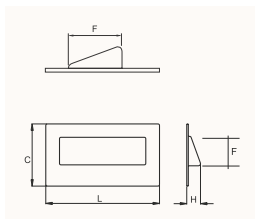


ART.	L	C	H	F	REF.
Nº 9	102	50	13	36	149010010010
Nº 9	220	55	17	36	149010010040*
Nº 9	320	55	17	36	149010010042*
Nº 9	420	55	17	36	149010010044*
Nº 9	520	55	17	36	149010010046*
Nº 9	600	55	17	36	149010010048*
Nº 9	800	55	17	36	149010010052*
Nº 9	1000	55	17	36	149010010054*

* Opções de Acabamentos / Finishes Options



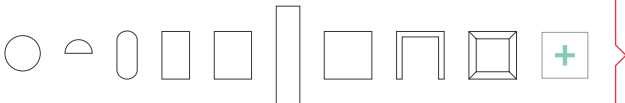
Nº10



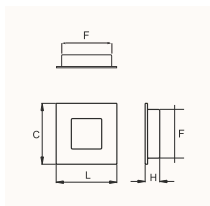
ART.	C	L	H	F	REF.
Nº 10	83	125	13	59	149010010011



THE SHAPES

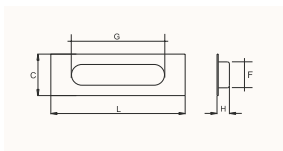


Nº11



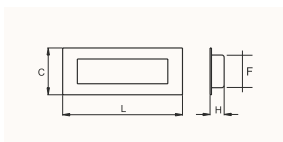
ART.	C	L	H	F	REF.
Nº 11/30	30	30	11	23	149010010015
Nº 11/40	40	40	12	35	149010010016
Nº 11/50	50	50	12	40	149010010017
Nº 11/60	60	60	12	51	149010010025
Nº 11/70	70	70	16	60	149010010018

Nº12



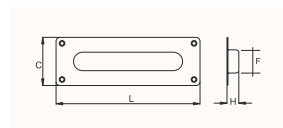
ART.	C	L	H	F	REF.
Nº 12/150	50	150	15	30	149010010019

Nº13



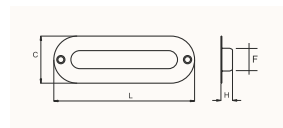
ART.	C	L	H	F	REF.
Nº 13/150	50	150	15	29	149010010020

Nº14



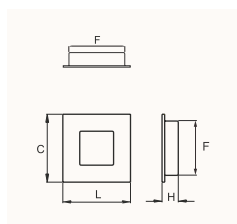
ART.	C	L	H	F	REF.
Nº 14/180	60	180	18	38	149010010021

Nº15



ART.	C	L	H	F	REF.
Nº 15/180	60	180	15	38	149010010022

Nº16



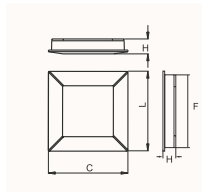
ART.	C	L	H	F	REF.
Nº 16/50	50	50	17	45	149010010026
Nº 16/70	70	70	15	69	149010010027
Nº 16/75	75	75	17	70	149010010036

Conchas de Embutir

Flush Handle / Coquilles Encastrables
Griffmuschel Für Enbau / Cazoletas

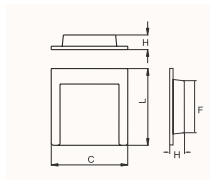


Nº17



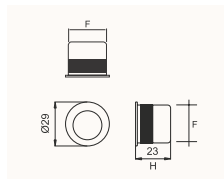
ART.	C	L	H	REF.
Nº 17/69	69	69	11	149010010028

Nº18



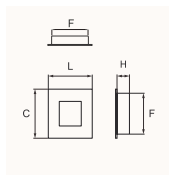
ART.	C	L	H	REF.
Nº 18/39	45	50	12	149010010029

Nº20



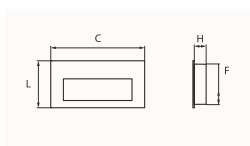
ART.	C	H	F	REF.
Nº 20/20	29	23	26	149010010024

Nº21



ART.	C	L	H	F	REF.
Nº 21/50	50	50	17	40	149010010037
Nº 21/75	75	75	17	60	149010010038

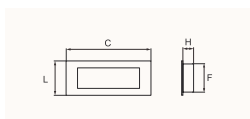
Nº22



ART.	C	L	H	F	REF.
Nº 22/155	155	45	17	150	149010010039

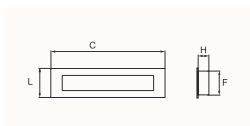
C
5

Nº23



ART.	C	L	H	F	REF.
Nº 23/155	155	45	17	150	149010010057

Nº24

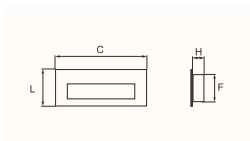


ART.	C	L	H	F	REF.
Nº 24	300	55	20	36	149010010058

Conchas de Embutir

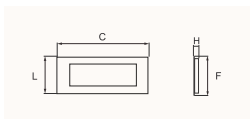
Flush Handle / Coquilles Encastrables
Griffmuschel Für Enbau / Cazoletas

Nº26



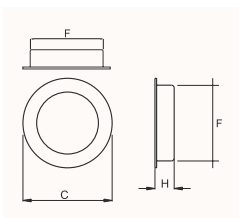
ART.	C	L	H	F	REF.
Nº 26	300	--	--	--	149010010061

Nº27



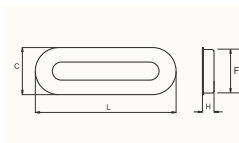
ART.	C	L	H	F	REF.
Nº 27/155	155	45	17	150	149010010062

Nº28



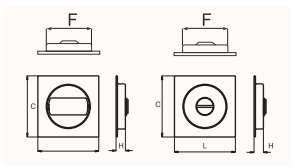
ART.	C	L	H	F	REF.
Nº 28/50	50	50	17	45	149010010064
Nº 28/75	75	75	18	72	149010010065

Nº29



ART.	C	L	H	F	REF.
Nº 29/155	46	155	18	39	149010010066

A.C. 2005/5 K



ART.	C	L	H	F	REF.
A.C. 2005/5 K	65	65	10	48	149010010056

C6

Corrediças

Drawer slides

Glissières roulements

Correderas



CORREDIÇA RODA NYLON



ART.	DIMENSIONS	REF.
CORREDIÇA RODA NYLON	300mm	159010010001
	350mm	159010010003
	400mm	159010010005
BRANCO WHITE BLANC BLANCO	450mm	159010010007
	500mm	159010010009
	550mm	159010010011
	600mm	159010010013



ART.	DIMENSIONS	REF.
CORREDIÇA RODA NYLON	300mm	159010010002
	350mm	159010010004
	400mm	159010010006
CASTANHO BROWN MARRON CASTANHO	450mm	159010010008
	500mm	159010010010
	550mm	159010010012
	600mm	159010010014

C
6





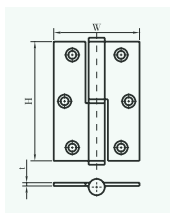
Dobradiças

Hinges / Paumelles
Tür-Angel / Bisagras

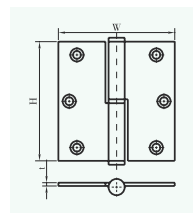
D



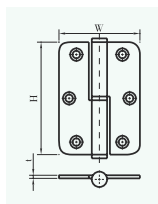
201



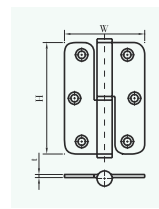
201B



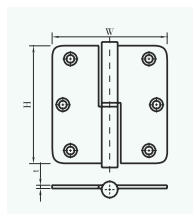
201R



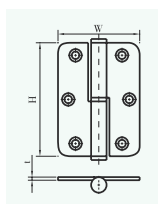
201RT



201BR



201R- WC



ART.	DIMENSIONS (HxWxT)	REF.
201 x 2,5 Direita/Right	65 x 47 x 2 mm	189010300014*
201 x 2,5 Esquerda/Left	65 x 47 x 2 mm	189010300015*
201 x 3 Direita/Right	75 x 53 x 2mm	189010300024*
201 x 3 Esquerda/Left	75 x 53 x 2mm	189010300025*
201 x 3,5 Direita/Right	88,9 x 65 x 2,5mm	189010300041*
201 x 3,5 Esquerda/Left	88,9 x 65 x 2,5mm	189010300042*
201B x 3 x 2,5 Direita/Right	76,2 x 63,5 x 2mm	189010300072
201B x 3 x 2,5 Esquerda/Left	76,2 x 63,5 x 2mm	189010300073
201BR x 3 x 2,5 Direita/Right	76,2 x 63 x 2mm	189010300071
201BR x 3 x 2,5 Esquerda/Left	76,2 x 63 x 2mm	189010300070
201R x 3 Direita/Right	75 x 52,5 x 2mm	189010300048
201R x 3 Esquerda/Left	75 x 52,5 x 2mm	189010300049
201R x 3,5 Direita/Right	89 x 65 x 2,5mm	189010300054
201R x 3,5 Esquerda/Left	89 x 65 x 2,5mm	189010300055
201R-WC x 3,5 Direita/Right	89,75 x 65x 2,5mm	189010300068
201R-WC x 3,5 Esquerda/Left	89,75 x 65x 2,5mm	189010300069
201RT x 3,5 Direita/Right	90 x 65 x 2,5mm	189010300067
201RT x 3,5 Esquerda/Left	90 x 65 x 2,5mm	189010300066

*Costas planas para portas WC

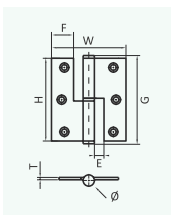
*Back flat for cabinets

*Charnière plate pour accessoires de salle de bains

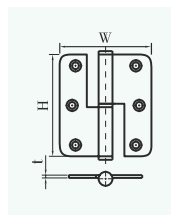
*Plana para puertas WC

* Opções de Acabamentos / Finishes Options

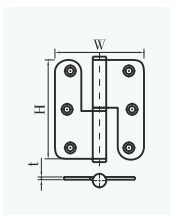
203



203R



203RT



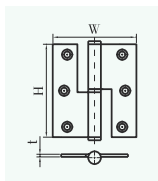
ART.	DIMENSIONS (HxWxT)	REF.
203 x 3 Direita/Right	75 x 75 x 2mm	189010290004*
203 x 3 Esquerda/Left	75 x 75 x 2mm	189010290007*
203 x 3,5 Direita/Right	90 x 72 x 2,5mm	189010290014*
203 x 3,5 Esquerda/Left	90 x 72 x 2,5mm	189010290015*
203 x 4 Direita/Right	100 x 86 x 3mm	1890102900051
203 x 4 Esquerda/Left	100 x 86 x 3mm	1890102900052
203R x 3 Direita/Right	75 x 75 x 2mm	1890102900034*
203R x 3 Esquerda/Left	75 x 75 x 2mm	1890102900022*
203R x 3,5 Direita/Right	90 x 73 x 2,5mm	1890102900027*
203R x 3,5 Esquerda/Left	90 x 73 x 2,5mm	1890102900028*
203RT x 3 Direita/Right	75 x 75 x 2mm	1890102900038
203RT x 3 Esquerda/Left	75 x 75 x 2mm	1890102900037
203RT x 3,5 Direita/Right	90 x 72 x 2,5mm	1890102900035*
203RT x 3,5 Esquerda/Left	90 x 72 x 2,5mm	1890102900036*
203RT x 4 Direita/Right	100 x 86 x 3mm	1890102900045
203RT x 4 Esquerda/Left	100 x 86 x 3mm	1890102900046

* Opções de Acabamentos / Finishes Options

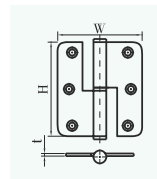
D
1



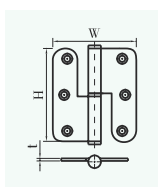
205



205R



205RT

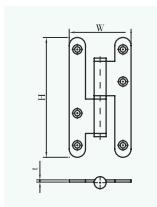


ART.	DIMENSIONS (HxWxT)	REF.
205 x 2.5 Direita/Right	65 x 52 x 2mm	189010280005*
205 x 2.5 Esquerda/Left	65 x 52 x 2mm	189010280006*
205 x 3 Direita/Right	75 x 62.50 x 2mm	189010280013*
205 x 3 Esquerda/Left	75 x 62.50 x 2mm	189010280014*
205 x 3.5 Direita/Right	88.9 x 65 x 2.5mm	189010280019*
205 x 3.5 Esquerda/Left	88.9 x 65 x 2.5mm	189010280020*
205 x 4 Direita/Right	100 x 85 x 3mm	189010280081
205 x 4 Esquerda/Left	100 x 85 x 3mm	189010280082
205R x 3 Direita/Right	75 x 62.50 x 2mm	189010280049*
205R x 3 Esquerda/Left	75 x 62.50 x 2mm	189010280050*
205R x 3.5 Direita/Right	90 x 65 x 2.5mm	189010280055*
205R x 3.5 Esquerda/Left	90 x 65 x 2.5mm	189010280056*
205RT x 3 Direita/Right	75 x 62.50 x 2mm	189010280065*
205RT x 3 Esquerda/Left	75 x 62.50 x 2mm	189010280066*
205RT x 3.5 Direita/Right	89 x 65 x 2.5mm	189010280063*
205RT x 3.5 Esquerda/Left	89 x 65 x 2.5mm	189010280064*

*Opções de Acabamentos / Finishes Options



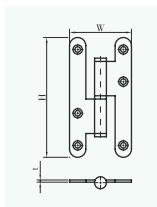
405x9.5



ART.	DIMENSIONS (HxWxT)	REF.
405 x 9,5	95 x 54 2mm Direita/Right	189010280047*
405 x 9,5	95 x 54 2mm Esquerda/Left	189010280048*

*Opções de Acabamentos / Finishes Options

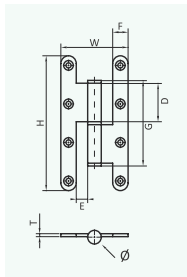
405x100



ART.	DIMENSIONS (HxWxT)	REF.
405 x 100	100 x 57 x 2mm Direita/Right	189010280068*
405 x 100	100 x 57 x 2mm Esquerda/Left	189010280067*

*Opções de Acabamentos / Finishes Options

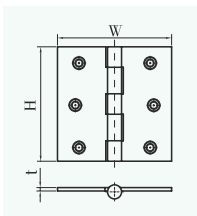

405x140



ART.	DIMENSIONS (HxWxT)	Ø	REF.
405 x 140 Direita/Right	140 x 70 x 2mm	21	189010230001
405 x 140 Esquerda/Left	140 x 70 x 2mm	21	189010230002

D
1

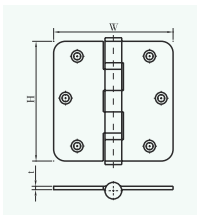
85



ART.	DIMENSIONS (HxWxT)	REF.
85 x 2,5	64 x 47 x 2mm	189010270004
85 x 3	76,2 x 50x8 x 2mm	189010270005
85 x 3,5	89 x 65 x 2,5mm	189010270006
85 x 4	101,6 x 76,2 x 2,5mm	189010270007*

*Opções de Acabamentos / Finishes Options

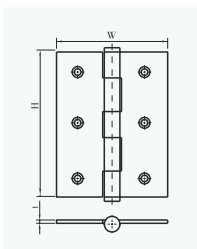
86R



ART.	DIMENSIONS (HxWxT)	REF.
86R x 3	75 x 63 x 2mm	189010270013*
86R x 3,5	88 x 77 x 2mm	189010270014*
86R x 4	101 x 77 x 2mm	189010270024*

*Opções de Acabamentos / Finishes Options

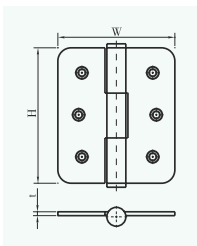
86



ART.	DIMENSIONS (HxWxT)	REF.
86 x 3	75 x 63 x 2 mm	189010270009*
86 x 3,5	88 x 77 x 2mm	189010270012*
86 x 4	100 x 77 x 2,5mm	189010270022*


*Opções de Acabamentos / Finishes Options

87R



ART.	DIMENSIONS (HxWxT)	REF.
87R	75 x 65 x 2,5mm	189010270008

231 / 231R



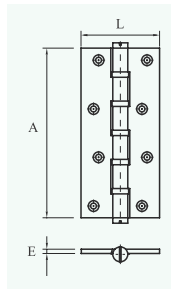
235 / 235R



237 / 237R



Opção com blister
Blister option
Option avec blister
Opción con blister
218 / 231 / 233 / 234
235 / 236 / 237




ART.	DIMENSIONS (HxWxT)	REF.
231	180 x 80 x 3mm	189010100001
231R	180 x 80 x 3mm	189010100013
235	150 x 80 x 3mm	189010100003
235R	150 x 80 x 3mm	189010100004
237	100 x 80 x 3mm	189010100009
237R	100 x 80 x 3mm	189010100010

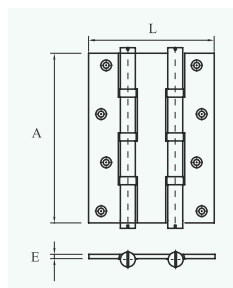
233 / 233R



234 / 234R

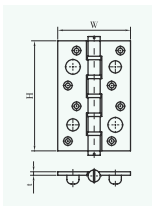



236 / 236R



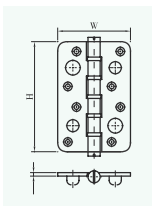
ART.	DIMENSIONS (HxWxT)	REF.
233	180 x 134 x 3mm	189010100002
233R	180 x 134 x 3mm	189010100014
234	150 x 134 x 3mm	189010100005
234R	150 x 134 x 3mm	189010100006
236	100 x 135 x 2.5mm	189010100008
236R	100 x 135 x 2.5mm	189010100011

217x5



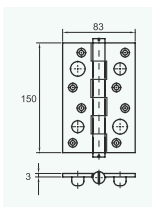
ART.	DIMENSIONS (HxWxT)	REF.
217 x 5	127 x 84 x 3mm	189010350003

217Rx5



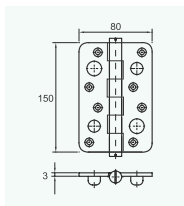

ART.	DIMENSIONS (HxWxT)	REF.
217R x 5	127 x 84 x 3mm	189010350004

218



ART.	DIMENSIONS (HxWxT)	REF.
218	150 x 80 x 3mm	189010350005


218R




ART.	DIMENSIONS (HxWxT)	REF.
218R	150 x 80 x 3mm	189010350006




CLIP ON



RECTA + CLICK



1/2 CURVA + CLICK



CURVA TOTAL + CLICK

ART.	REF.
RECTA + CLICK	189010210008
1/2 CURVA + CLICK	189010120007
CURVA TOTAL + CLICK	189010160007


Opções de Acabamentos / Finishes Options

D
1


SLIDE ON




RECTA



1/2 CURVA



CURVA TOTAL



RABO CURTO

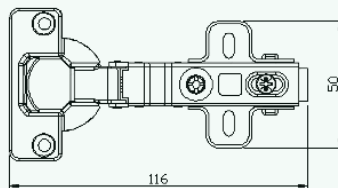
ART.	REF.
RECTA	189010210007*
1/2 CURVA	189010120006*
CURVA TOTAL	189010160008*
RABO CURTO	189010200001

* Opções de Acabamentos / Finishes Options

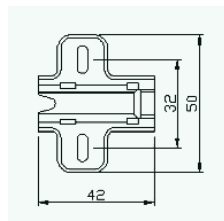
T3 RECTA



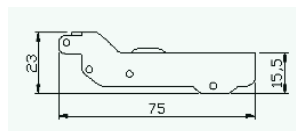
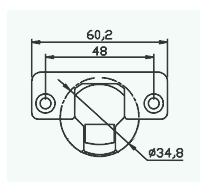
Fecho Automático
 Soft Close
 Fermeture Automatique
 Bisagra Cazoleta Automatica
 Automatische Schliessung



T3 1/2 CURVA



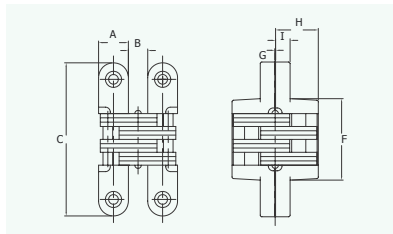

T3 CURVA TOTAL



ART.	REF.
T3 RECTA	189010220004*
T3 1/2 CURVA	189010220005*
T3 CURVA TOTAL	189010220006*

*Opções de Acabamentos / Finishes Options

DIV



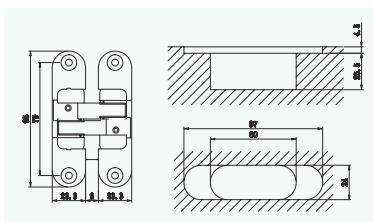
ART.	A	B	C	H	KG	REF.
DIV 12,7 x 45mm	12.55	7.60	45	13	3.3	189010440001
DIV 12,7 x 60mm	12	8	60	17	6.6	189010440002
DIV 15,8 x 70mm	15.50	11	69	23	6.6	189010440003
DIV 19,05 x 95mm	19	11	95	26	6.6	189010440004
DIV 25,4 x 118mm	25	18	118	36	13	189010440005
DIV 28,5 x 118mm	28	21	118	40	13.3	189010440006
DIV 34 x 139mm	34	27	139	50	20	189010440007

D
1



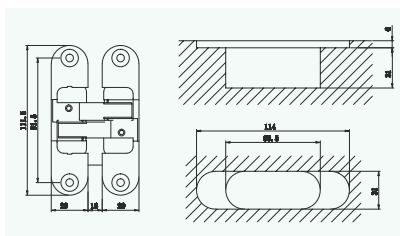


DIV 3D - 23x95 (D/E)



ART.	A	B	C	H	KG	REF.
DIV 3D-23 x 95mm Direita/Right	23.3	11	95	30	6.7	189010440009
DIV 3D-23 x 95mm Esquerda/Left	23.3	11	95	30	6.7	189010440008

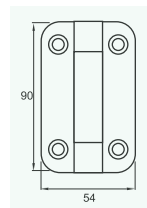
DIV 3D - 29x118 (D/E)



ART.	A	B	C	H	KG	REF.
DIV 3D-29 x 118mm Direita/Right	29	17	111	37	10	189010440014
DIV 3D-29 x 118mm Esquerda/Left	29	17	111	37	10	189010440015

DIV CM

S011



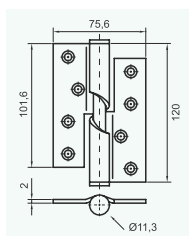
Com Mola
With Spring
Avec Ressort
Mit Feder
Con Muelle

ART.	DIMENSIONS	REF.
DIV CM	15-8 x 70mm	189010440012
DIV CM	19,05 x 95mm	189010440013


Com/Sem Mola
With/Without Spring
Avec/Sans Ressort
Mit/Ohne Feder
Con/Sin Muelle

ART.	REF.
S011	019010170018

S012 D/E

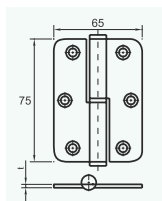


ART.	REF.
S-012 Direita/Right	019010170008
S-012 Esquerda/Left	019010170024



D
1

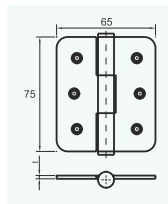
201R WC



ART.	REF.
201 R WC Direita/Right	189010300068
201 R WC Esquerda/Left	189010300069

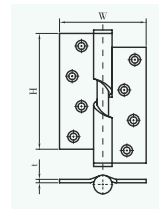


87R



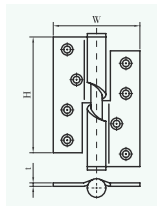
ART.	REF.
87R	189010270008

D08-001



ART.	(HxWxT)	REF.
D08-001 Direita/Right	101.6x75.6x2	189010300076
D08-001 Esquerda/Left	101.6x75.6x2	189010300077

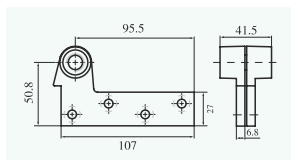
D08-002



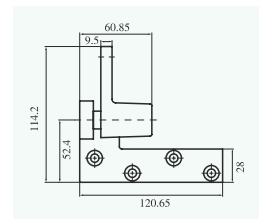
ART.	DIMENSIONS (HxWxT)	REF.
D08-002 Direita/Right	101 x 75 x 3mm	189010300065
D08-002 Esquerda/Left	101 x 75 x 3mm	189010300064

D
1

D13-001 TOP

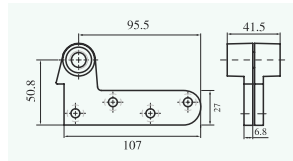


D13-001 BOTTOM

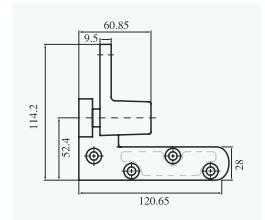


ART.	REF.
D13-001 TOP + BOTTOM Direita/Right	189010130002
D13-001 TOP + BOTTOM Esquerda/Left	189010130003

D13RT-003 TOP

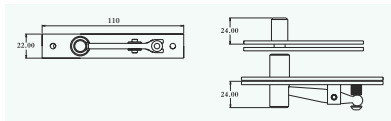


D13RT-003 BOTTOM

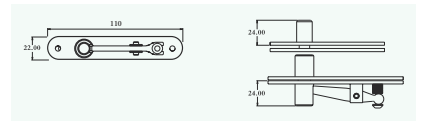


ART.	REF.
D13RT-003 TOP + BOTTOM Direita/Right	189010130007
D13RT-003 TOP + BOTTOM Esquerda/Left	189010130008

D13-002



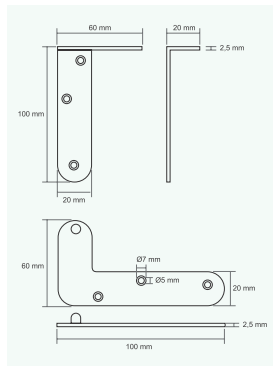
D13-002R



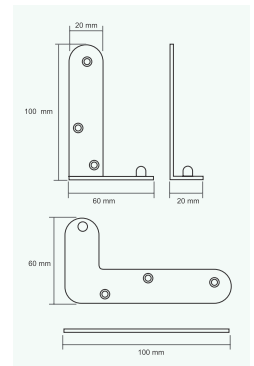
ART.	DIMENSIONS	REF.
D13-002 TOP + BOTTOM	22x110x24mm	189010130004

ART.	DIMENSIONS	REF.
D13-002R TOP + BOTTOM	22x110x24mm	189010130005

D13-010 TOP



D13-010 BOTTOM



ART.	REF.
D13-010 TOP + BOTTOM Direita/Right	189010130018
D13-010 TOP + BOTTOM Esquerda/Left	189010130019

D
1

GIRO D13-005 KIT



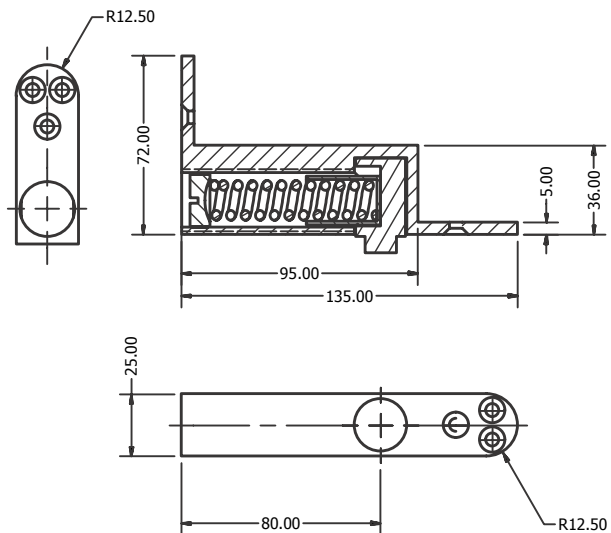

Giro/Pivot para porta de dupla acção com paragem de 90° a 105°, com mola ajustável.

Pivot Double action door with 90° or 105° stop, adjustable spring closing force.

Pivot à frein hydraulique pour portes, double action (intérieur/extérieur). Arrêt constant (à 90° ou 105°) ou sans-arrêt, freinage à l'ouverture et temporisation à la fermeture.

Giro/Pivot de puerta de doble accion con muelle y stop de 90° a 105°.

Giro/Pivot Double-Action Tür mit Stopp von 90° bis 105° mit einstellbaren Feder.



ART.	REF.
D13-005 KIT	189010130006

Fechaduras

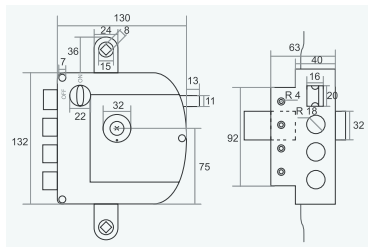
Locks / Serrures

Türschloss / Cerraduras

F



792

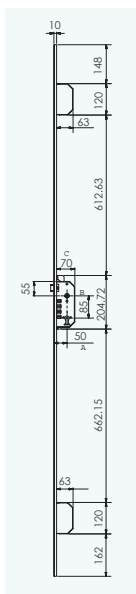


Accesórios
Accessories
Accessoires
Accesorios



ART.	REF.
792 Direita/Right	219010200002
792 Esquerda/Left	219010200001

FECHADURA 3 PONTOS



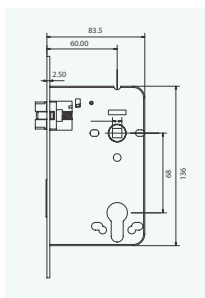
ART.	REF.
F. 3 Pontos S/ CIL	212230200030
F. 3 Pontos C/ CIL APC	212230200031
F. 3 Pontos C/ CIL TESA	212230200032

F
1

725S



725S/R



ART.	REF.
725 S	219010140004*
725 S S/CIL	219010140098

ART.	REF.
725 SR	219010140043*
725 SR S/CIL	219010140099

*Opções de Acabamentos / Finishes Options

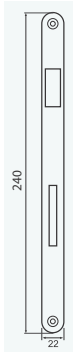
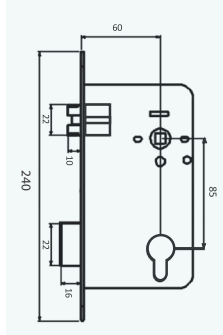
*Opções de Acabamentos / Finishes Options

790S



ART.	REF.
790 S x 60mm	219010140044

790S/R



ART.	REF.
790 SR x 60mm	219010140045*

*Opções de Acabamentos / Finishes Options

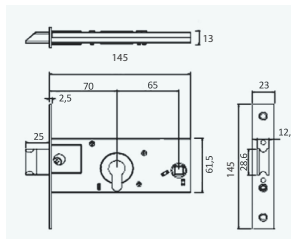
C1684




ART.	REF.
C1684	219010070001



727



ART.	REF.
727	219010010001




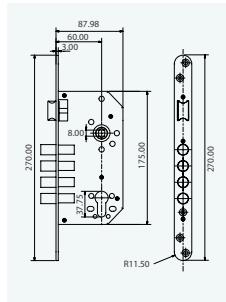
R200



ART.	REF.
R200 x 60mm	219020200001*

*Opções de Acabamentos / Finishes Options

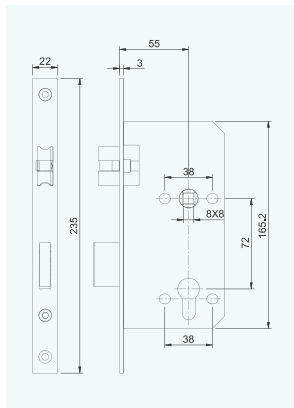
R300



ART.	REF.
R300 x 60mm	219020200005*

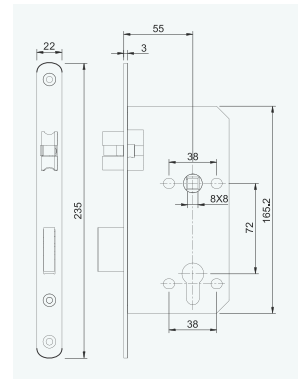
*Opções de Acabamentos / Finishes Options

1794




ART.	REF.
1794 x 55	219010140110

1794 R


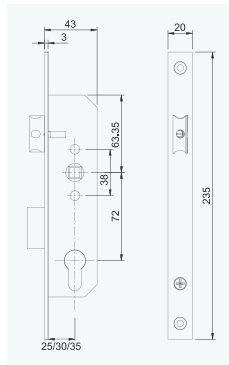


ART.	REF.
1794 R x 55	219010140111

F
1

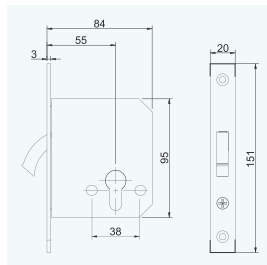


1795



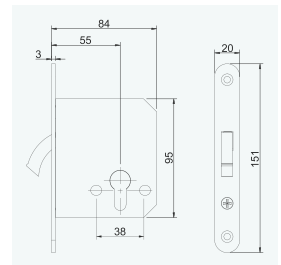
ART.	REF.
1795 x 25	219010010010
1795 x 30	219010010011
1795 x 35	219010010012

1796



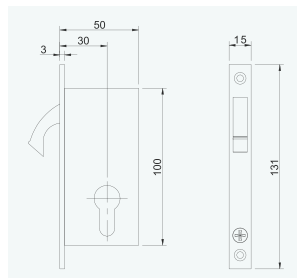
ART.	REF.
1796 x 50	219010140113
1796 x 55	219010140100

1796 R



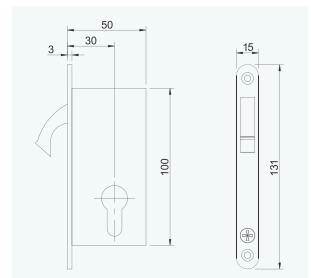
ART.	REF.
1796 R x 50	219010140112
1796 R x 55	219010140107

1797




ART.	REF.
1797 x 30	219010140101

1797 R

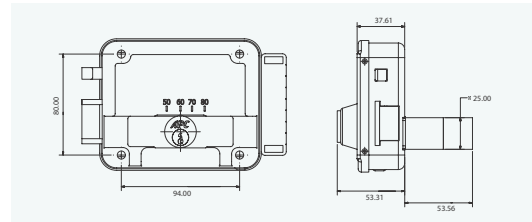
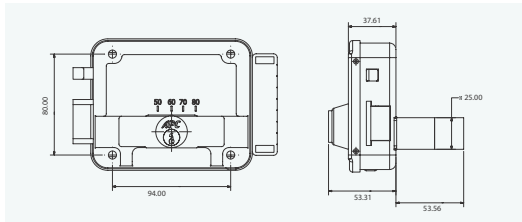


ART.	REF.
1797 R x 30	219010140102

8972



8992



ART.	REF.
8972 Direita/Right	219010090001
8972 Esquerda/Left	219010090002

ART.	REF.
8992 Direita/Right	219010090003
8992 Esquerda/Left	219010090004

720x10



ART.	REF.
720x10 Direita/Right	219010030010
720x10 Esquerda/Left	219010030009
720x12 Direita/Right	219010030012
720x12 Esquerda/Left	219010030011

BK 01



ART.	REF.
BK 01	219010220007

FEC. TUBULAR

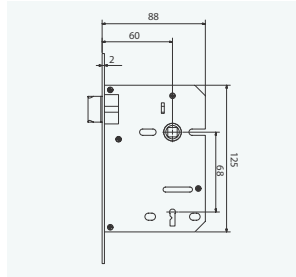


ART.	REF.
570 BK WC	219010220004

Opções de Acabamentos / Finishes Options



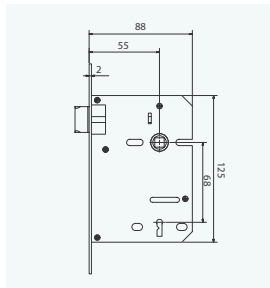
7016 x60



ART.	REF.
7016 x60	219010140001

ART.	REF.
7016 R x60	219010140048

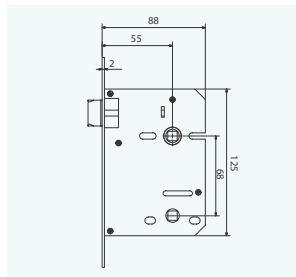
7016 x55



ART.	REF.
7016 x55	219010140064

ART.	REF.
7016 R x55	219010140065

7026S x60



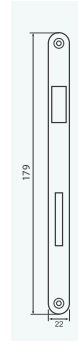
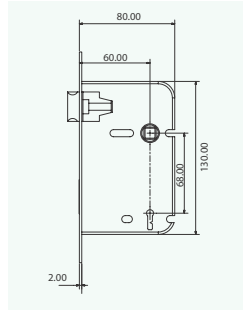
ART.	REF.
7026S x60	219010140054

ART.	REF.
7026R x60	219010140055

716/1



716/1 R



ART.	REF.
716/1	219010140029*

ART.	REF.
716/1 R	219010140032*

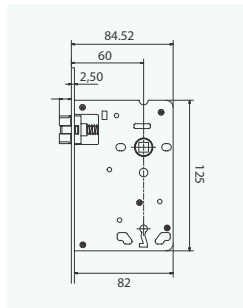
*Opções de Acabamentos / Finishes Options

*Opções de Acabamentos / Finishes Options

718S



718S R



ART.	REF.
718 S	219010140023*

ART.	REF.
718 SR	219010140042*

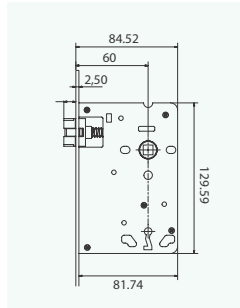
*Opções de Acabamentos / Finishes Options

*Opções de Acabamentos / Finishes Options

F
1



719S



ART.	REF.
719 S	219010140046

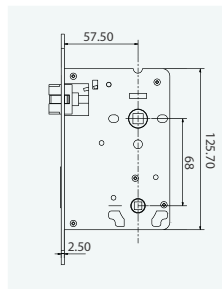
719S R



ART.	REF.
719 SR	219010140047*

*Opções de Acabamentos / Finishes Options

728S



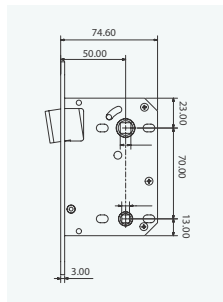
ART.	REF.
728 S x 60mm	219010140056

728S R



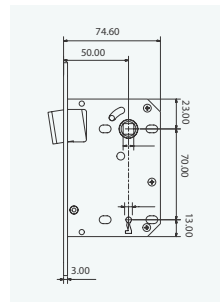
ART.	REF.
728 SR x 60mm	219010140057

700N



ART.	REF.
700N x 50mm	219010230001

701N



ART.	REF.
701N x 50mm	219010230002

Magnética
Magnétic / Magnétique / Magnético / Magnetisch

790x20



ART.	REF.
790x20	219010010002

2005



ART.	REF.
2005	219010140096

1790 SL x55



Resistente Ao Fogo
Fire resistant / Résistance au feu
Feuer beständig / Resistente al fuego

ART.	REF.
1790 SL x55	219010140141

1790R SL x55

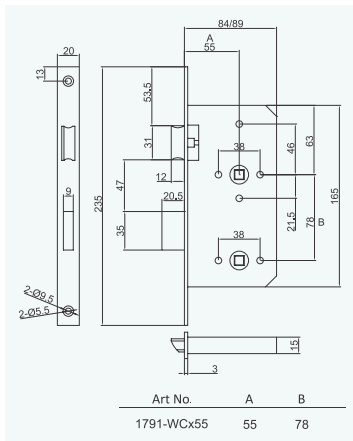


Resistente Ao Fogo
Fire resistant / Résistance au feu
Feuer beständig / Resistente al fuego

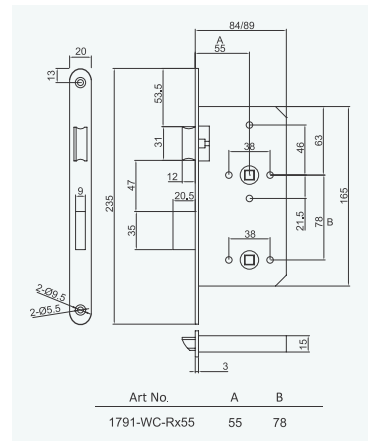
ART.	REF.
1790R SL x 55	219010140142

F
1

1791-WCx55



1791-WC-Rx55

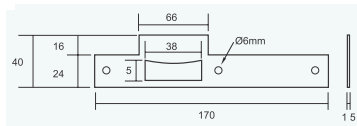
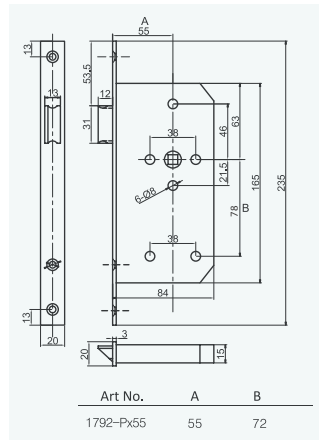


Resistente Ao Fogo
Fire resistant / Résistance au feu
Feuer beständig / Resistente al fuego

ART.	REF.
1791 WC x 55	219010140074

ART.	REF.
1791 WC R x 55	219010140075

1792-Px55

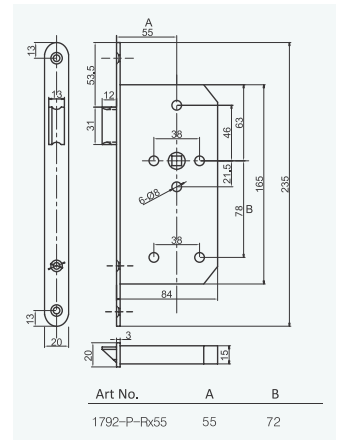


ART.	REF.
1792 P x 55	219010140076



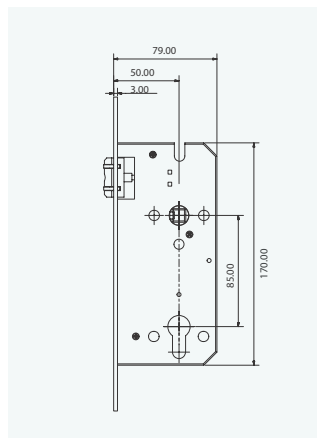
Resistente Ao Fogo
Fire resistant / Résistance au feu
Feuer beständig / Resistente al fuego

1792-P-Rx55



ART.	REF.
1792 P R x 55	219010140077

1793-PIVOT x50



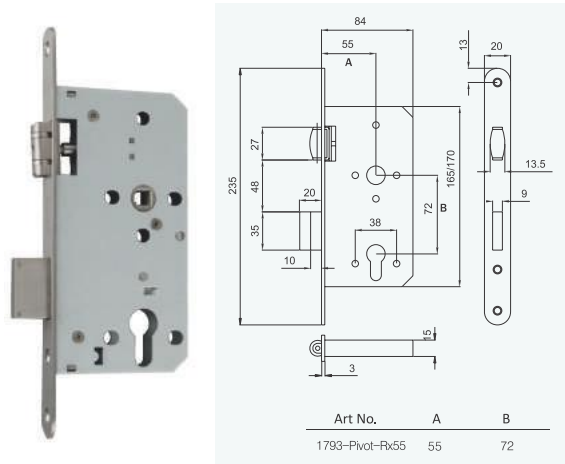
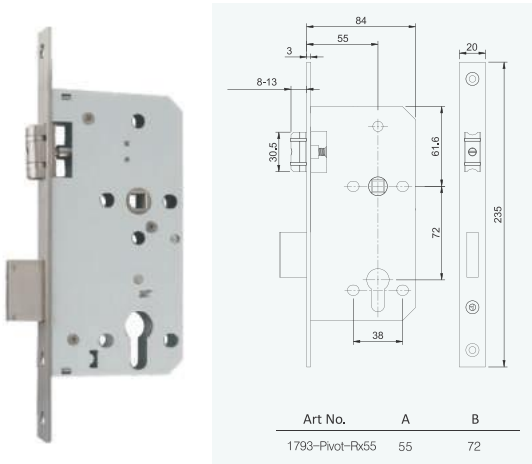
Resistente Ao Fogo
Fire resistant / Résistance au feu
Feuer beständig / Resistente al fuego

ART.	REF.
1793P x50	219010140129*

*Opções de Acabamentos / Finishes Options

1793-PIVOTx55

1793-PIVOT-Rx55



ART.	REF.
1793 PIVOT x 55	219010140078



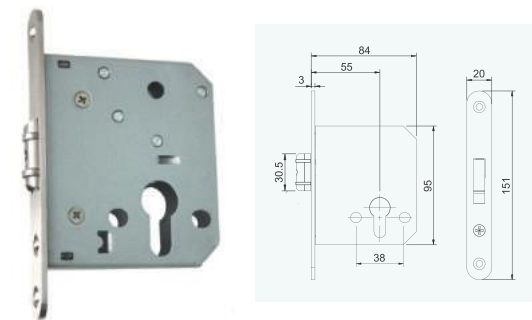
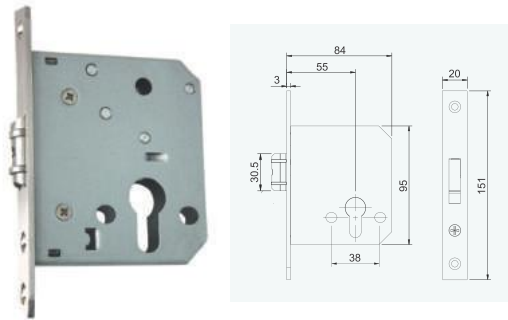
Resistente Ao Fogo
Fire resistant / Résistance au feu
Feuer beständig / Resistente al fuego

ART.	REF.
1793 PIVOT R x 55	219010140079

F
1

1798

1798 R



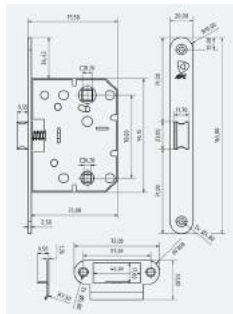
ART.	REF.
1798 x 55	219010140103



Resistente Ao Fogo
Fire resistant / Résistance au feu
Feuer beständig / Resistente al fuego

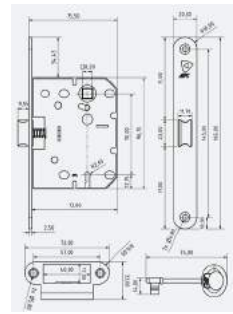
ART.	REF.
1798 R x 55	219010140104

7050 WC/S




ART.	REF.
7050 WC/S	219010140093

7050 K/S

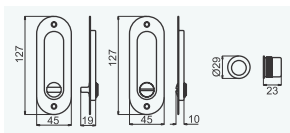


ART.	REF.
7050 K/S	219010140092



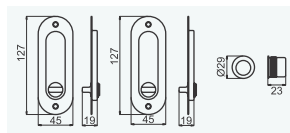
F
1

2005/1



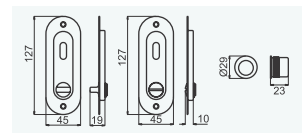
ART.	REF.
2005/1	219010140039*

2005/2



ART.	REF.
2005/2	219010140040*

2005/3



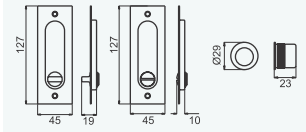
ART.	REF.
2005/3	219010140059*

*Opções de Acabamentos / Finishes Options

*Opções de Acabamentos / Finishes Options

*Opções de Acabamentos / Finishes Options

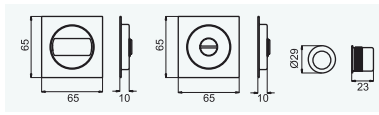

2005/4K



ART.	REF.
2005/4K	219010140051*

*Opções de Acabamentos / Finishes Options

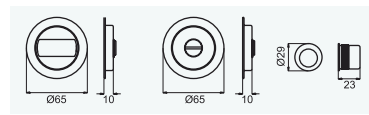
2005/5K



ART.	REF.
2005/5K	219010140052*

*Opções de Acabamentos / Finishes Options

2005/6



ART.	REF.
2005/6	219010140053*

*Opções de Acabamentos / Finishes Options



Fechos

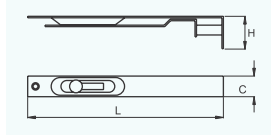
Latches / Verrous

Verschluss / Cierres

F 2

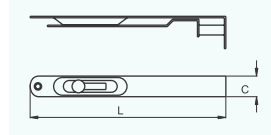


FECHO 208



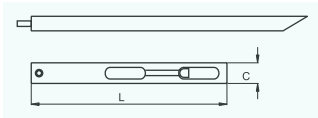
ART.	H	C	L	REF.
208 x 150	35	22	150 mm	229010200001
208 x 200	35	22	200 mm	229010200002
208 x 250	33	20/22	250 mm	229010200003
208 x 300	35	22	300 mm	229010200004
208 x 400	35	22	400 mm	229010200005

FECHO 208 R



ART.	C	L	REF.
208R x 150	20	150 mm	229010200006
208R x 200	22	200 mm	229010200007
208R x 250	20/22	250 mm	229010200008
208R x 300	22	300 mm	229010200009
208R x 400	20	400 mm	229010200010

FECHO 401



ART.	C	L	REF.
401 x 150	14	160 mm	229010010003
401 x 200	15	200 mm	229010010008
401 x 250	14	250 mm	229010010013
401 x 300	14	300 mm	229010010016

FI-CUL



ART.	C	L	REF.
FI-CUL	6	25 mm	229010030033
FI-CUL	6	30 mm	229010030034
FI-CUL	6	40 mm	229010030035
FI-CUL	6	50 mm	229010030036
FI-CUL	6	65 mm	229010030037
FI-CUL	6	80 mm	229010030038
FI-CUL	6	100 mm	229010030039

FECHO 1/4x6



ART.	DIMENSIONS	REF.
1/4x6	6mmX 152mm	229010030028

FECHO/LOCK RT02



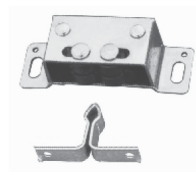
ART.	REF.
RT02	019010310154

FECHO/LOCK 606



ART.	REF.
606	220060050001

FECHO/LOCK 429




ART.	REF.
FECHO 429	229010210001

FECHO/LOCK 11



ART.	REF.
FECHO 11	229010230002

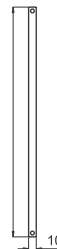
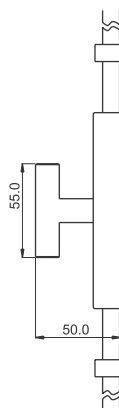
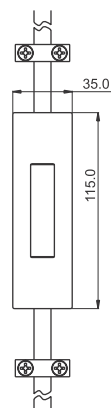
FECHO/LOCK RT01



ART.	REF.
RT01	019010310153



CR-01



- VT x Ø10 mm x 1000 mm
- VT x Ø10 mm x 1200 mm
- VT x Ø10 mm x 1500 mm
- VT x Ø10 mm x 2000 mm
- VT x Ø10 mm x 2500 mm
- VT x Ø10 mm x 3000 mm
- VT x Ø10 mm x 3500 mm
- VT x Ø10 mm x 4000 mm

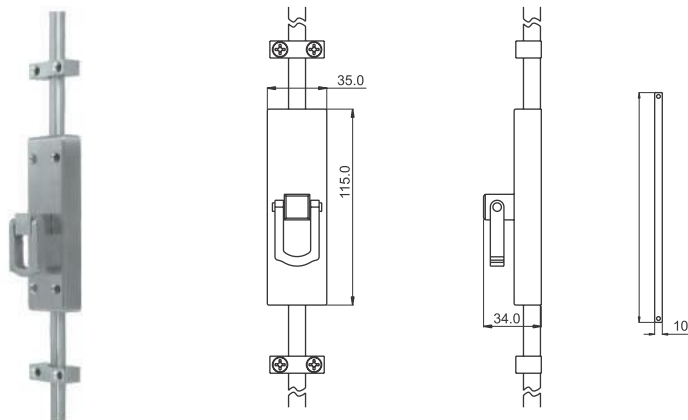
ART.	REF.
CR-01	169010010001

F
2

L	1000	1200	1500	2000	2500	3000	3500	4000
GUIDER (QTY)	6	6	6	8	8	8	10	10
CASTANHA*	4	4	4	4	4	4	4	4

*Accessórios de fixação não incluídas
 Fixing accessories not included
 Accessoires de fixation non inclus
 Befestigungs-zubehör nicht im lieferumfang enthalten
 Accesorios de fijación no están incluidos

CR-02



- VT x Ø10 mm x 1000 mm
- VT x Ø10 mm x 1200 mm
- VT x Ø10 mm x 1500 mm
- VT x Ø10 mm x 2000 mm
- VT x Ø10 mm x 2500 mm
- VT x Ø10 mm x 3000 mm
- VT x Ø10 mm x 3500 mm
- VT x Ø10 mm x 4000 mm

ART.	REF.
CR-02	169010010002

L	1000	1200	1500	2000	2500	3000	3500	4000
GUIDER (QTY)	6	6	6	8	8	8	10	10
CASTANHA*	4	4	4	4	4	4	4	4

*Acessórios de fixação não incluídas
 Fixing accessories not included
 Accessoires de fixation non inclus
 Befestigungs-zubehör nicht im lieferumfang enthalten
 Accesorios de fijación no están incluidos

5045

PASSADOR
 ACESSÓRIO PARA CREMONE



ART.	REF.
5045	160060010003

ART.	REF.
PASSADOR	019010070003

WC 52mm

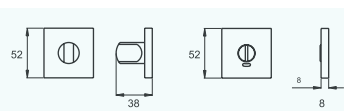
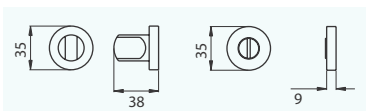


ART.	REF.
WC 52mm	229010040007

OPÇÕES DE ACABAMENTOS / FINISHES OPTIONS

WC 37mm

WC QUADRADO (1 c/IND.) (2 s/IND.)



ART.	REF.
WC 37mm	229010040003*

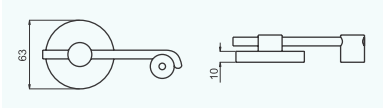
ART.	REF.
WC Quadrado 1 c/ Ind.	229010040009*
WC Quadrado 2 s/ Ind.	229010040008*

*Opções de Acabamentos / Finishes Options

*Opções de Acabamentos / Finishes Options

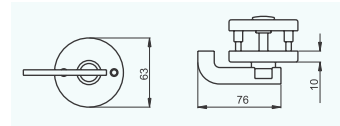
F
2

I01-004



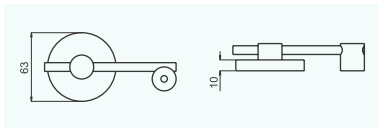
ART.	REF.
I01-004	229010040010

S007



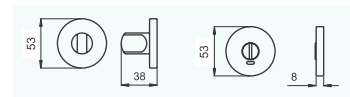
ART.	REF.
S007	019010170002

I01-003



ART.	REF.
I01-003	229010040006

WC 52 (c/IND)



ART.	REF.
Ø 52mm WC c/ Indicador	229010040001

M1



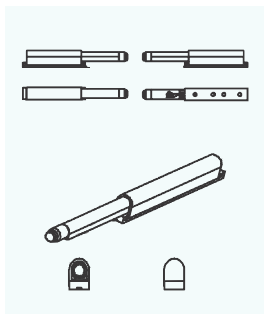
ART.	REF.
M1 Branco / White / Blanco / Blanc	229010130002
M1 Castanho / Brown / Marron	229010130003
M1 Cinzento / Gray / Gris	229010130006

M2



ART.	REF.
M2 Branco / White / Blanco / Blanc	229010130001
M2 Castanho / Brown / Marron	229010130004
M2 Cinzento / Gray / Gris	229010130005

TIC TAC Nº1

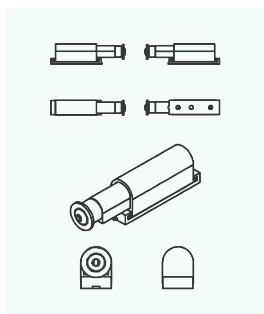



Sistema de fecho suave
 Soft close system
 Système de fermeture doux
 Sistema de cierre suave

Com mola
 With spring
 Avec ressort
 Con muelle

ART.	REF.
TIC TAC Nº1	019010330001

TIC TAC Nº2



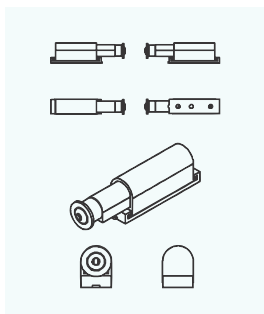

Sistema de fecho suave
 Soft close system
 Système de fermeture doux
 Sistema de cierre suave

Com mola e magnetismo
 With spring and magnetism
 Avec ressort et magnétisme
 Con muelle y magnetismo

ART.	REF.
TIC TAC Nº2	019010330002

F
2

TIC TAC Nº3



Sistema de fecho suave
 Soft close system
 Système de fermeture doux
 Sistema de cierre suave

Com mola e magnetismo
 With spring and magnetism
 Avec ressort et magnétisme
 Con muelle y magnetismo

ART.	REF.
TIC TAC Nº3	019010330003

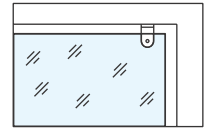
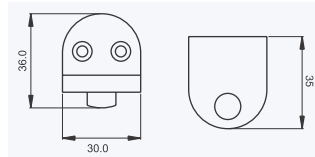
Linha de Vidro

Glass Line / Ligne Pour Verre

Linie Glass / Linea Cristal



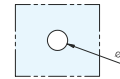
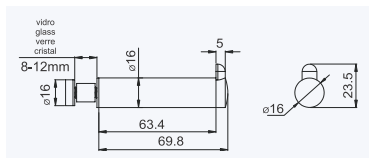
X-14



Batente de porta de fixação à parede
 Door stopper, fixing to the wall
 Arrêt de porte fixation mur
 Türfeststeller Wandbefestigung
 Tope puerta fijación à la pared

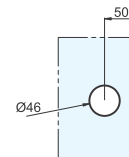
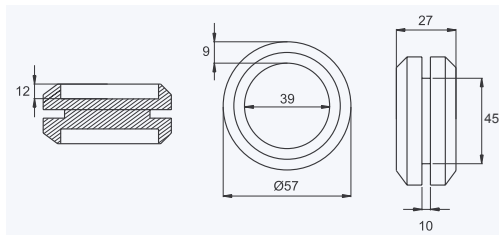
ART.	REF.
X-14	019010310101

CB 012



ART.	REF.
CB 012	069010000019

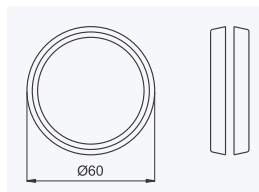
CV01



Concha para vidro
 Flush slide / pull handle
 Poignées-coquilles encastrables
 Pour portes en verre
 Cazoleta para cristal

ART.	REF.
CV 01 50mm	019010310218
CV 01 60mm	019010310036

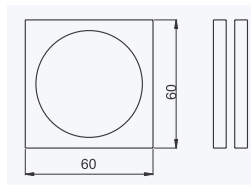
CV02 (ADESIVO / ADHESIVE / ADHESIF / ADHESIVO)



Concha para vidro
 Flush slide / pull handle
 Poignées-coquilles encastrables
 Pour portes en verre
 Cazoleta para cristal

ART.	REF.
CV 02	149010010030

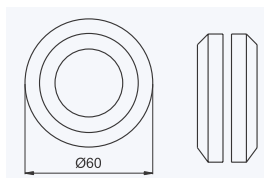
CV03 (ADESIVO / ADHESIVE / ADHESIF / ADHESIVO)



Concha para vidro
Flush slide / pull handle
Poignées-coquilles encastrables
Pour portes en verre
Cazoleta para cristal

ART.	REF.
CV 03	149010010031


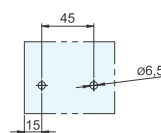
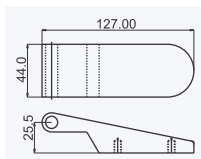
CV 04 (ADESIVO / ADHESIVE / ADHESIF / ADHESIVO)



Concha para vidro
Flush slide / pull handle
Poignées-coquilles encastrables
Pour portes en verre
Cazoleta para cristal

ART.	REF.
CV 04	149010010034


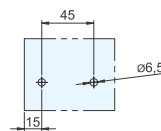
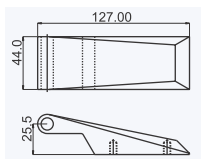
DV-01



Dobradiça para vidro
Hinge for glass door
Paumelle porte en verre
Scharnier für Glas
Bisagra para cristal

ART.	REF.
DV 01 - 01 Stainless Steel	019010310069
DV 01 - 02 Aluminium	019010310070

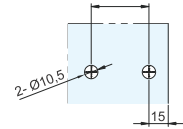
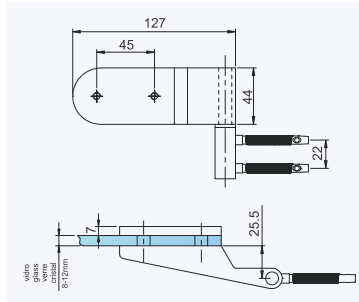
DV-02



Dobradiça para vidro
Hinge for glass door
Paumelle porte en verre
Scharnier für Glas
Bisagra para cristal

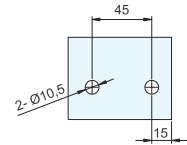
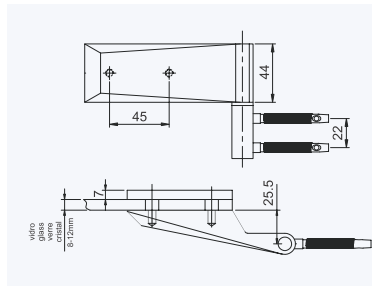
ART.	REF.
DV 02 - 01 Stainless Steel	019010310071
Dv 02 - 02 Aluminium	019010310072

DV-03



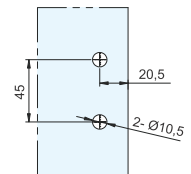
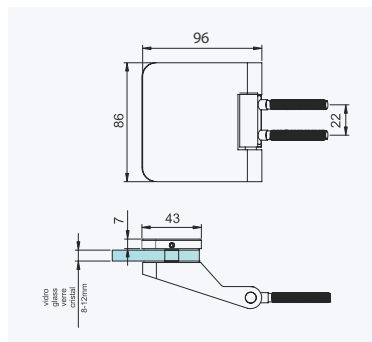
ART.	REF.
DV 03	019010310202

DV-04



ART.	REF.
DV 04	019010310225

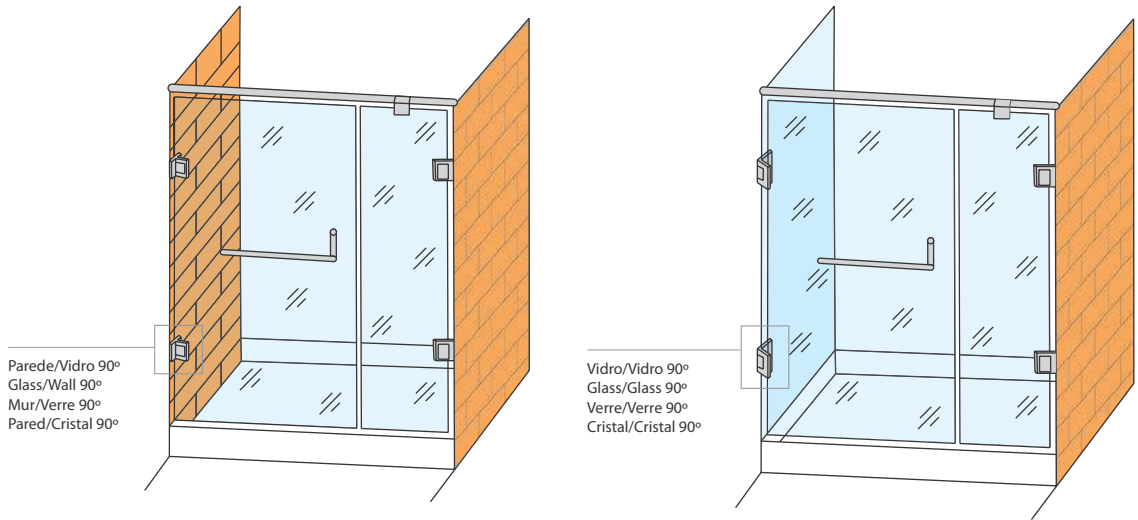
DV-05



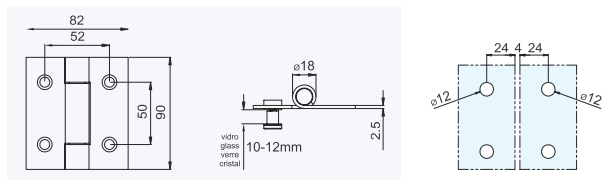
ART.	REF.
DV 05	019010310226

EXEMPLOS DE APLICAÇÃO

APPLICATION EXAMPLES / EXEMPLES D'APPLICATION / EJEMPLOS D'APLICACIÓN / ANWENDUNGSBEISPIELE

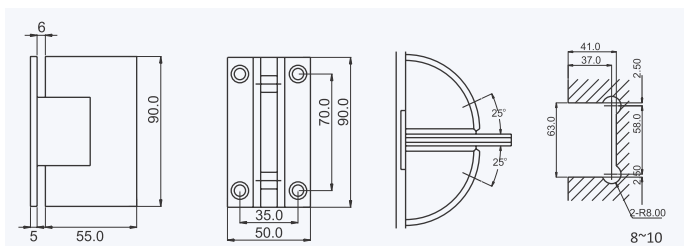


SV 012 90x82x2.5mm



ART.	REF.
SV 012	019010170078

VD01

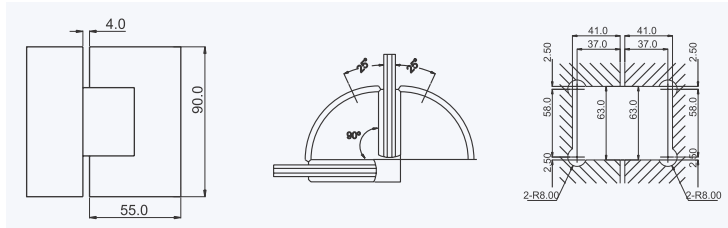


Dobradiça com mola Parede/Vidro
Spring hinge Wall/Glass
Paumelle avec ressort Mur/Verre
Scharnier mit Wand-Glas
Bisagra con muelle Pared/Cristal

ART.	REF.
VD 01 (Inox Satinado/Stainless Steel)	019010310139*
VD 02 (Inox Polido/Stainless Steel Polish)	019010310140*

*Opções de Acabamentos / Finishes Options

VD01 90

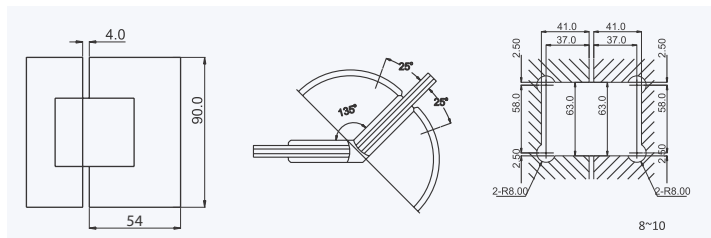


Dobradiça com mola Vidro/Vidro 90°
 Spring Hinge Glass/Glass 90°
 Paumelle avec ressort Verre/Verre 90°
 Klammer für Glass/Glas 90°
 Bisagra con muelle Cristal/Cristal 90°

ART.	REF.
VD 01 90 (Inox Satinado/Stainless Steel)	019010310141*
VD 02 90 (Inox Polido/Stainless Steel Polish)	019010310142*

*Opções de Acabamentos / Finishes Options

VD01 135

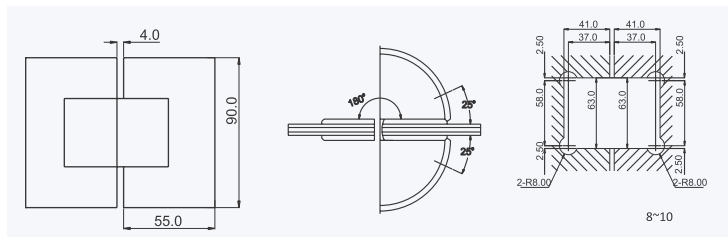


Dobradiça com mola Vidro/Vidro 135°
 Spring Hinge Glass/Glass 135°
 Paumelle avec ressort Verre/Verre 135°
 Klammer für Glass/Glas 135°
 Bisagra con muelle Cristal/Cristal 135°

ART.	REF.
VD 01 135 (Inox Satinado/Stainless Steel)	019010310143*
VD 02 135 (Inox Polido/Stainless Steel Polish)	019010310144*

*Opções de Acabamentos / Finishes Options

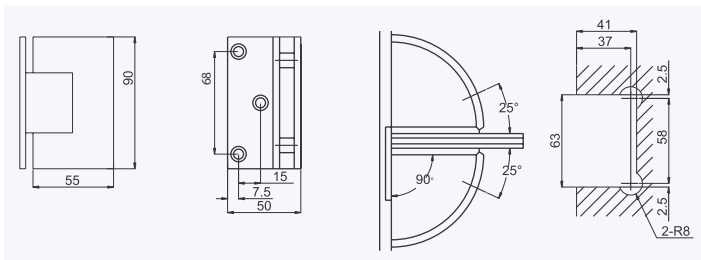
VD01 180



Dobradiça com mola Vidro/Vidro 180°
 Spring Hinge Glass/Glass 180°
 Paumelle avec ressort Verre/Verre 180°
 Klammer für Glass/Glas 180°
 Bisagra con muelle Cristal/Cristal 180°

ART.	REF.
VD 01 180 (Inox Satinado/Stainless Steel)	019010310138
VD 02 180 (Inox Polido/Stainless Steel Polish)	019010310145

VD 00



Dobradriça com mola Parede/Vidro
Spring hinge Wall/Glass
Paumelle avec Ressort Mur/Verre
Scharnier mit Wand/Glas
Bisagra con muelle Pared/Cristal

ART.	REF.
VD 00 (Inox Satinado/Stainless Steel)	019010310161*

*Opções de Acabamentos / Finishes Options

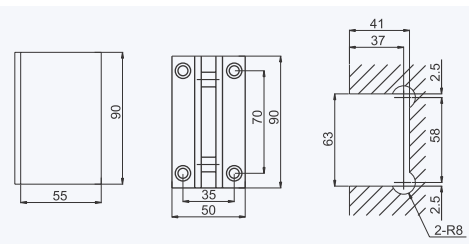
VDF 04



Dobradriça com mola Parede/Vidro
Spring hinge Wall/Glass
Paumelle avec ressort Mur/Verre
Scharnier mit Wand/Glas
Bisagra con muelle Pared/Cristal

ART.	REF.
VDF 04	019010310227*

*Opções de Acabamentos / Finishes Options



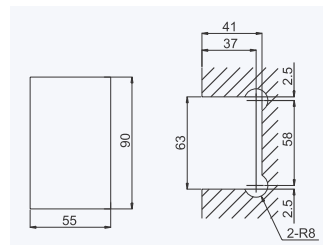
VD 03



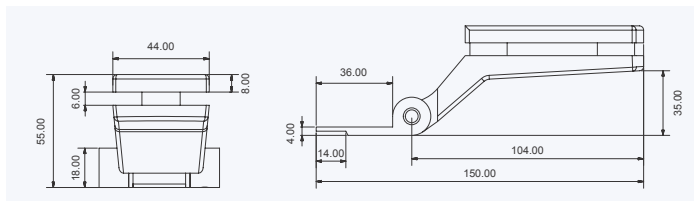
Dobradriça com mola Parede/Vidro
Spring hinge Wall/Glass
Paumelle avec Ressort Mur/Verre
Scharnier mit Wand/Glas
Bisagra con muelle Pared/Cristal

ART.	REF.
VD 03	019010310229*

*Opções de Acabamentos / Finishes Options



VD 15



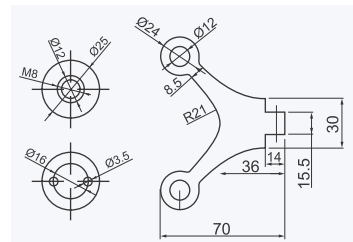
Dobradriça Parede/Vidro
Hinge Wall/Glass
Paumelle Mur/Verre
Scharnier Feder/Glas
Bisagra Pared/Cristal

ART.	REF.
VD 15	019010310220*

*Opções de Acabamentos / Finishes Options



1001

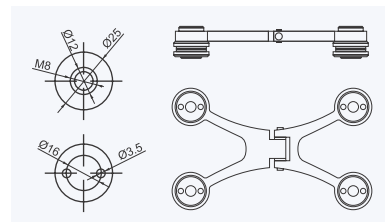


Dobradiça Parede/Vidro
 Hinge Wall/Glass
 Paumelle Mur/Verre
 Scharnier Wand/Glas
 Bisagra Pared/Cristal

ART.	REF.
1001	019010310014*

*Opções de Acabamentos / Finishes Options

1003



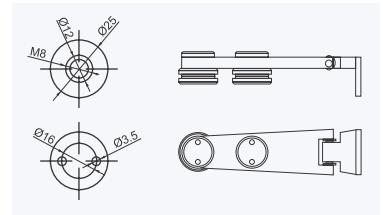
Dobradiça Vidro/Vidro
 Hinge Glass/Glass
 Paumelle Verre/Verre
 Scharnier Glas/Glas
 Bisagra Crista/Cristal

ART.	REF.
1003	019010310016*

*Opções de Acabamentos / Finishes Options



1004



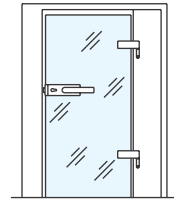
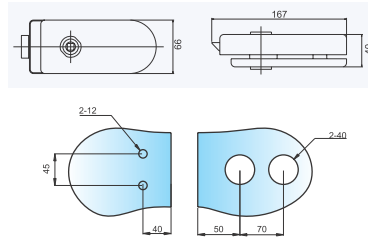
Dobradiça fixação dupla Parede/Vidro
 Hinge double clamping Wall/Glass
 Paumelle fixation double Mur/Verre
 Doppelgelenk Befestigungs Glas/Wand
 Bisagra fijación doble Pared/Cristal

ART.	REF.
1004	019010310017*

*Opções de Acabamentos / Finishes Options



FV-00

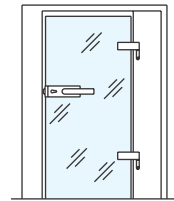
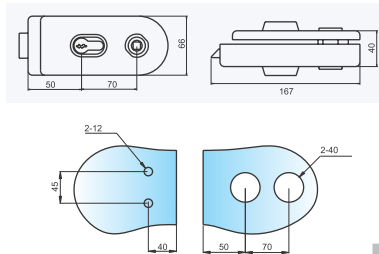


ART.	REF.
KIT FV 00	019010310062

Trinco porta de vidro com puxador (1. Vidro/Parede 2. Vidro/Vidro)
 Lever handle for glass door (1.glass door to wall frame 2.glass to glass)
 Poignée de levier/porte en verre (1.fixation verre-mur 2.fixation verre-verre)
 Picaporte puerta cristal con manilla (1.pared a cristal 2.cristal a cristal)
 KEY GRIP / Intensiven Nutzung (1. Glas/Wand 2. Glas/Glas)

Adaptável em qualquer puxador da gama APC
 Available for any APC handles
 Adaptable avec tout type de poignée APC
 Adaptierbar an jeden Handgriff Angebot von APC
 Adaptable en cualquiera manilla APC

FV-01

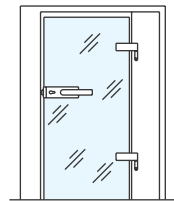
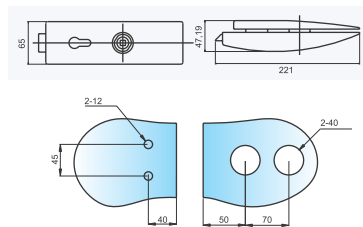


ART.	REF.
KIT FV 01	019010310064

Trinco porta de vidro com puxador (1. Vidro/Parede 2. Vidro/Vidro)
 Lever handle for glass door (1.glass door to wall frame 2.glass to glass)
 Poignée de levier/porte en verre (1.fixation verre-mur 2.fixation verre-verre)
 Picaporte puerta cristal con manilla (1.pared a cristal 2.cristal a cristal)
 KEY GRIP / Intensiven Nutzung (1. Glas/Wand 2. Glas/Glas)

Adaptável em qualquer puxador da gama APC
 Available for any APC handles
 Adaptable avec tout type de poignée APC
 Adaptierbar an jeden Handgriff Angebot von APC
 Adaptable en cualquiera manilla APC

FV-02



ART.	REF.
KIT FV 02	019010310066

Trinco porta de vidro com puxador (1. Vidro/Parede 2. Vidro/Vidro)
 Lever handle for glass door (1.glass door to wall frame 2.glass to glass)
 Poignée de levier/porte en verre (1.fixation verre-mur 2.fixation verre-verre)
 Picaporte puerta cristal con manilla (1.pared a cristal 2.cristal a cristal)
 KEY GRIP / Intensiven Nutzung (1. Glas/Wand 2. Glas/Glas)

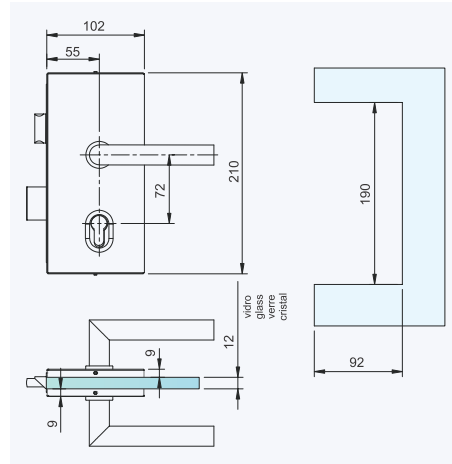
Adaptável em qualquer puxador da gama APC
 Available for any APC handles
 Adaptable avec tout type de poignée APC
 Adaptierbar an jeden Handgriff Angebot von APC
 Adaptable en cualquiera manilla APC



Linha de **Vidro**

www.apc.com.pt

FV-1801

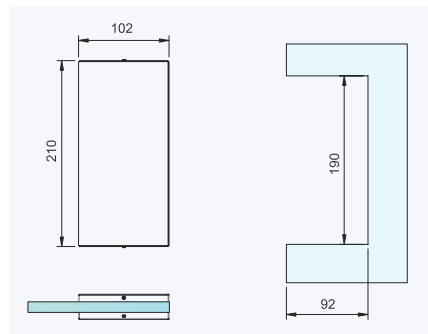


ART.	REF.
FV 1801	019010310170

Fechadura porta de vidro (Vidro/vidro, Vidro/Parede)
 Lever handle for glass door with lock (Glass/Glass, Glass/Wall)
 Poignée de levier/porte en verre avec serrure (Fixation Verre/Verre, Verre/Mur)
 Glastürschloss (Glas/Glas, Glas/Wand)
 Cerradura de Puerta cristal (Cristal/cristal, Cristal/Pared)

*Vendido sem puxador e sem cilindro
 *Sold without door handle and without cylinder
 *Vendu sans poignée de porte et sans cylindre
 *Verkaufspreis ohne Handgriff und ohne Zylinder
 *Se vende sin manilla de la puerta y sin el cilindro

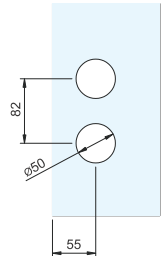
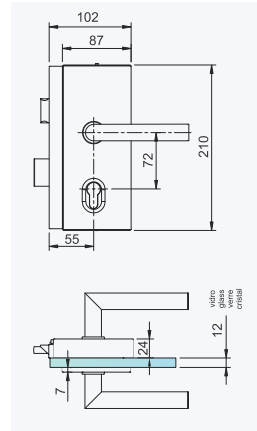
FV-1802



ART.	REF.
FV 1802	019010310171

Fechadura porta de vidro (Vidro/Vidro)
 Lever handle for glass door with lock (Glass/Glass)
 Poignée de levier/porte en verre avec serrure (Fixation Verre/Verre)
 Cerradura de Puerta (Cristal/Cristal)
 Glastürschloss (Glas/Glas)

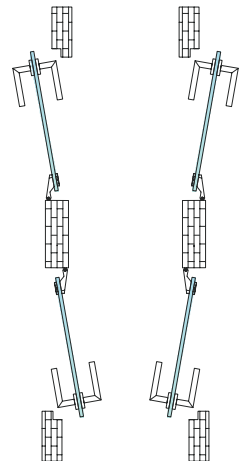
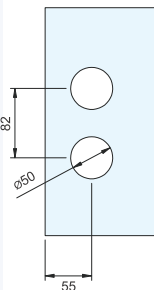
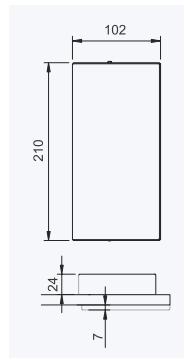
FV-1799



Fechadura porta de vidro (Vidro/vidro, Vidro/Parede)
 Lever handle for glass door with lock (Glass/Glass, Glass/Wall)
 Poignée de levier/porte en verre avec serrure (Verre/Verre, Verre/Mur)
 Glastürschloss (Glas/Glas, Glas/Wand)
 Cerradura de Puerta cristal (Cristal/cristal, Cristal/Pared)

ART.	REF.
FV 1799	019010310168

FV-1800

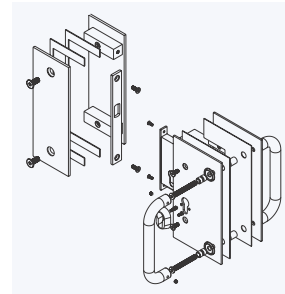
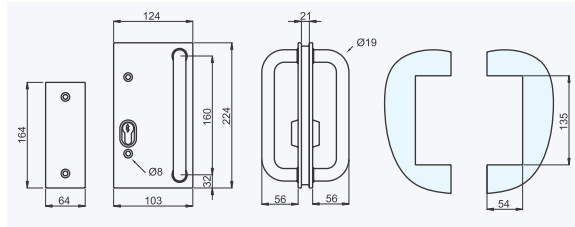


Fechadura porta de vidro (Vidro/vidro, Vidro/Parede)
 Lever handle for glass door with lock (Glass/Glass, Glass/Wall)
 Poignée de levier/porte en verre avec serrure (Verre/Verre, Verre/Mur)
 Glastürschloss (Glas/Glas, Glas/Wand)
 Cerradura de Puerta cristal (Cristal/cristal, Cristal/Pared)

ART.	REF.
FV 1800	019010310169

FVC-03

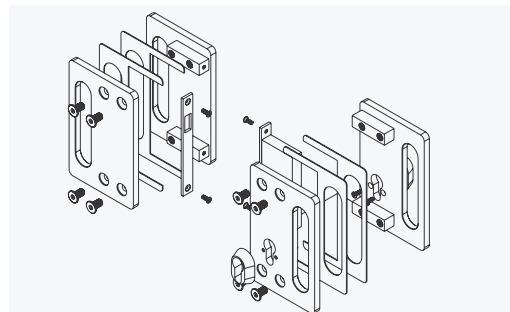
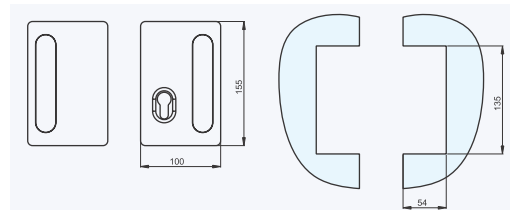
 vidro
 glass
 verre
 Glas
 cristal

 Parede
 Wall
 Mur
 Wand
 Pared

 Fechadura porta de vidro
 Lever handle for glass door with lock
 Poignée de levier/porte en verre avec serrure
 Glastürschloss
 Cerradura de Puerta cristal

ART.	REF.
FVC 03 - 01 Vidro(Glass)/Parede(Wall) Direita/Right	019010310073
FVC 03 - 01 Vidro(Glass)/Parede(Wall) Esquerda/Left	019010310075
FVC 03 - 02 Vidro(Glass)/Vidro(Glass) Direita/Right	019010310074
FVC 03 - 02 Vidro(Glass)/Vidro(Glass) Esquerda/Left	019010310076

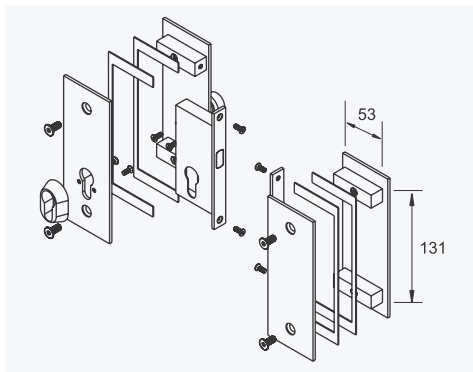
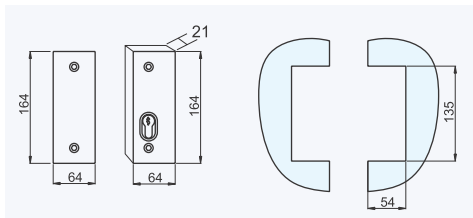
FVC-04-01

FVC-04-02


 Fechadura porta de vidro (Vidro/Vidro)
 Lever handle for glass door with lock (Glass/Glass)
 Poignée levier/porte en verre avec serrure (Verre/Verre)
 Glastürschloss (Glas/Glas)
 Cerradura de Puerta cristal (Cristal/Cristal)

ART.	REF.
FVC 04 - 01 Vidro(Glass)/Parede(Wall) Direita/Right	019010310077
FVC 04 - 01 Vidro(Glass)/Parede(Wall) Esquerda/Left	019010310125
FVC 04 - 02 Vidro(Glass)/Vidro(Glass) Direita/Right	019010310078
FVC 04 - 02 Vidro(Glass)/Vidro(Glass) Esquerda/Left	019010310126

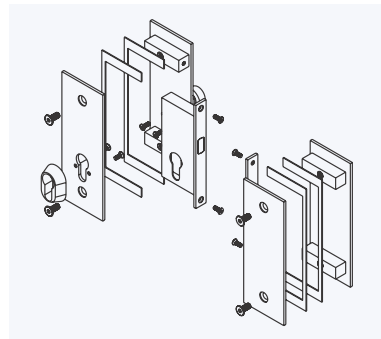
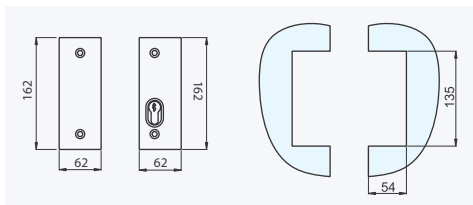
FVC-05-02



Fechadura para porta de vidro 12mm
 Door lock glass to glass 12mm
 Serrure de porte au verre 12mm
 Cerradura para puerta cristal 12mm

ART.	REF.
FVC 05 - 02 Vidro(Glass)/Vidro(Glass) Direita/Right	019010310127
FVC 05 - 02 Vidro(Glass)/Vidro(Glass) Esquerda/Left	019010310128

FVC-06



Fechadura porta de correr em vidro
 Sliding door lock glass to glass
 Serrure de porte coulissante au verre
 Cerradura para puerta corredera de cristal

ART.	REF.
FVC 05 - 02 Vidro(Glass)/Vidro(Glass) Direita/Right	019010310129
FVC 05 - 02 Vidro(Glass)/Vidro(Glass) Esquerda/Left	019010310130

612



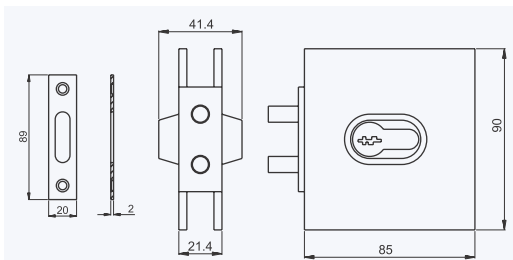
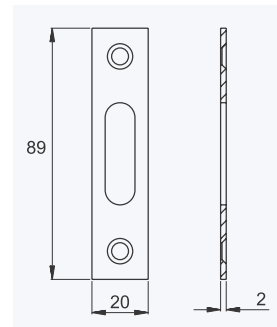
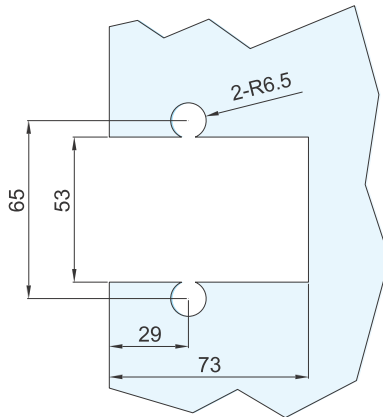
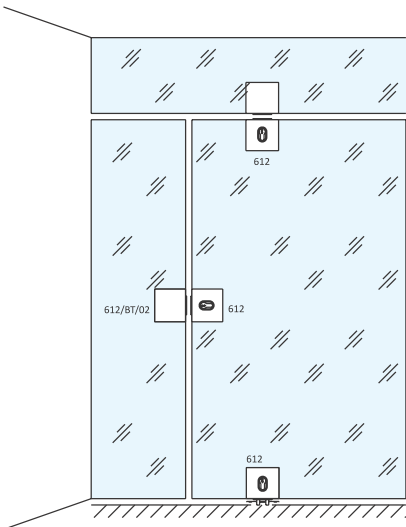
Adaptável para vidro 8 ~ 12mm
 Adaptable for glass 8 ~ 12mm
 Adaptable pour verre 8 ~ 12mm
 Adaptable en vidrio de 8 ~ 12mm

Sem cilindro
 Without cylinder
 Sans cylindre
 Sin cilindro



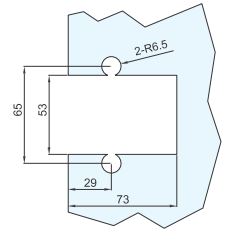
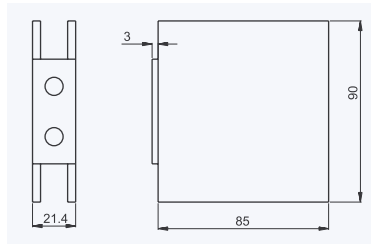
ART.	REF.
FVC 612 Vidro(Glass) / Parede(Wall) Without Cylinder	019010310147*

*Opções de Acabamentos / Finishes Options



L
1

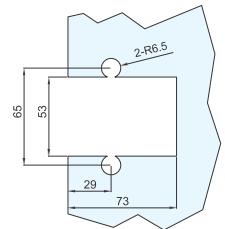
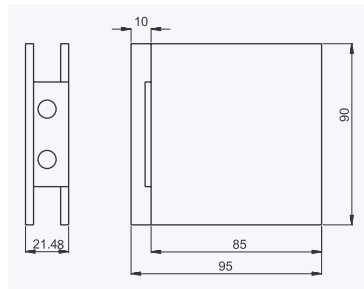
612/01



ART.	REF.
FVC 612 01 Vidro(Glass) / Vidro(Glass)	019010310148*

*Opções De Acabamentos / Finishes Options

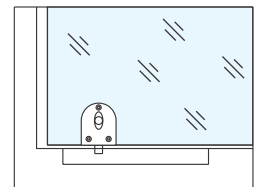
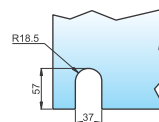
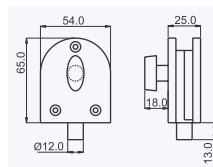
612BT/02



ART.	REF.
FVC 612 BT 02 Vidro(Glass)/Vidro(Glass) Com/With Batente/Stopper	019010310149*

*Opções De Acabamentos / Finishes Options

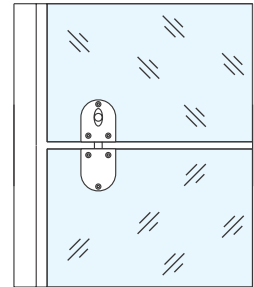
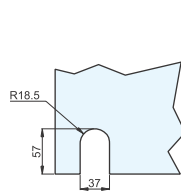
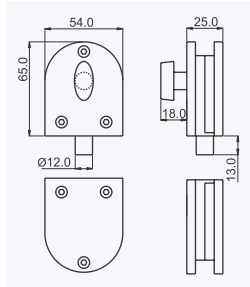
FV-07



Fecho inferior porta de vidro
Glass door bolt to bottom
Fermeture inférieure porte en verre
Untere Sperren für Glastür
Pasador inferior puerta cristal

ART.	REF.
FV 07	019010310068

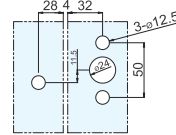
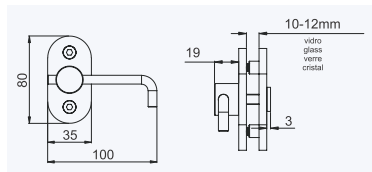
FV-07-02



Fecho porta de vidro
Glass door bolt
Fermeture porte en verre
Untere Sperren für Glastür
Pasador puerta cristal

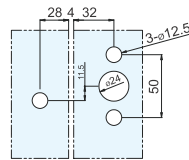
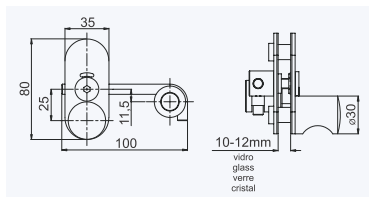
ART.	REF.
FV 07 - 02	019010310063

I01-005



ART.	REF.
I01-005	229010040016

I01-006

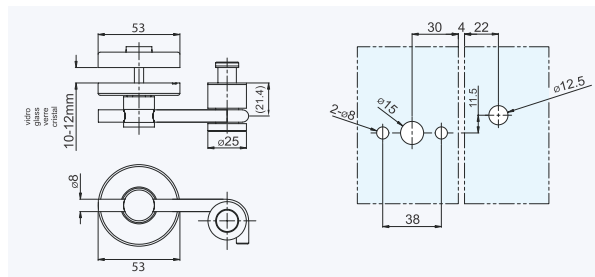


ART.	REF.
I01-006	229010040017

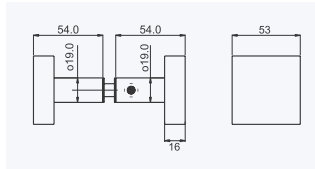
I01-007



ART.	REF.
I01-007	229010040018



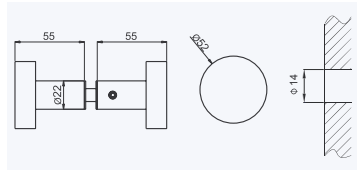
VK 50



Puxador duplo aplicação em vidro
 Door knob for glass
 Bouton/porte en verre
 Doppelgriff-anwendung in glas
 Pomo para puertas cristal


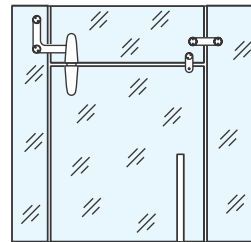

ART.	REF.
VK 57	329010040010

V 57

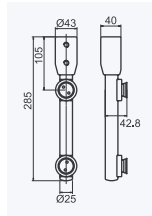


Puxador duplo aplicação em vidro
 Door knob for glass
 Bouton/porte en verre
 Doppelgriff-anwendung in glas
 Pomo para puertas cristal

ART.	REF.
V 57	329010040009

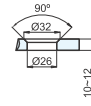
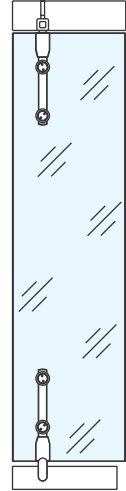
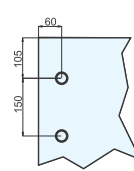


X-01

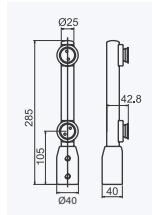


Pivot superior
Top pivot
Pivot supérieur
Pivot superior

ART.	REF.
X-01	019010310088

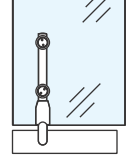
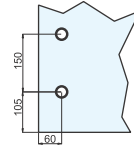


X-02

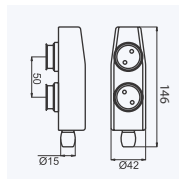


Pivot inferior
Floor pivot
Pivot inférieur
Pivot inferior

ART.	REF.
X-02	019010310089

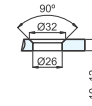
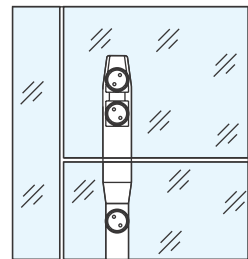
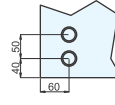


X-03

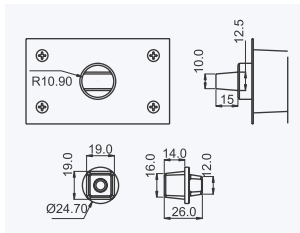


Pivot superior
Top pivot
Pivot supérieur
Pivot superior

ART.	REF.
X-03	019010310090

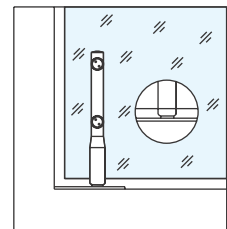


X-04

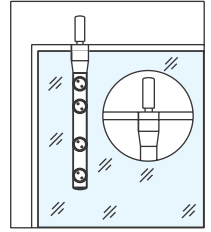
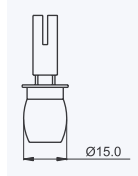


Pivot inferior
Floor pivot
Pivot inférieur
Pivot inferior

ART.	REF.
X-04	019010310091



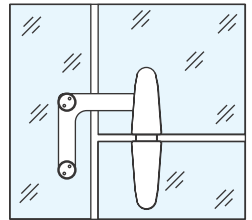
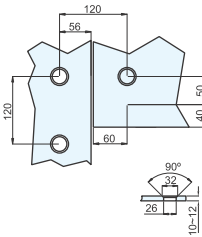
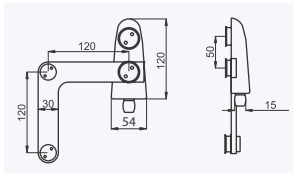
X-05



Pivot superior fixação vertical
 Top pivot fixing to frame
 Pivot supérieur fixation verticale
 Pivot superior fijación vertical

ART.	REF.
X-05	019010310092

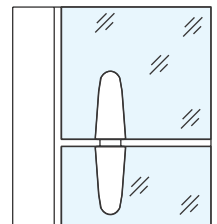
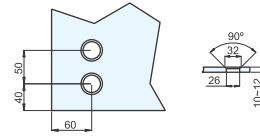
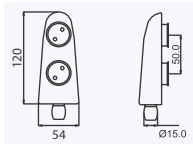
X-06



Conector com pivot superior
 Top pivot, conector
 Connecteur avec pivot supérieur
 Conector con pivot superior

ART.	REF.
X-06	019010310093

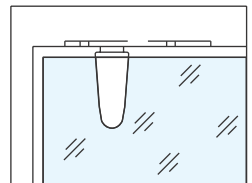
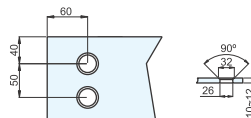
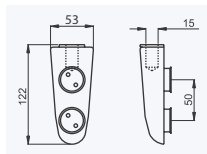
X-07



Pivot superior
 Top pivot
 Pivot supérieur
 Pivot superior

ART.	REF.
X-07	019010310094


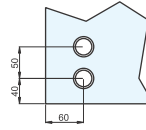
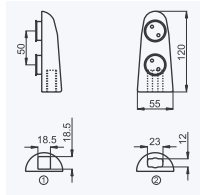
X-08



Pivot superior
 Top pivot
 Pivot supérieur
 Pivot superior

ART.	REF.
X-08	019010310095

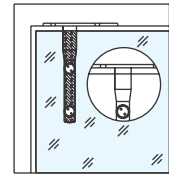
X-09



Pivot inferior
Bottom pivot
Pivot inférieur
Pivot inferior

ART.	REF.
X-09	019010310096

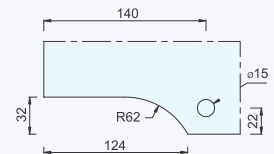
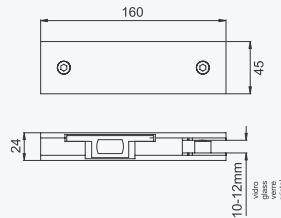
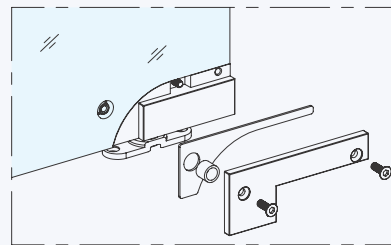
X-17



Pivot superior fixação vertical com placa
Top pivot with plate fixing to frame
Pivot supérieur sur plaque fixation verticale
Pivot superior fijación vertical con placa
Pivot oben vertikale Fixierung mit Platte

ART.	REF.
X-17	019010310214

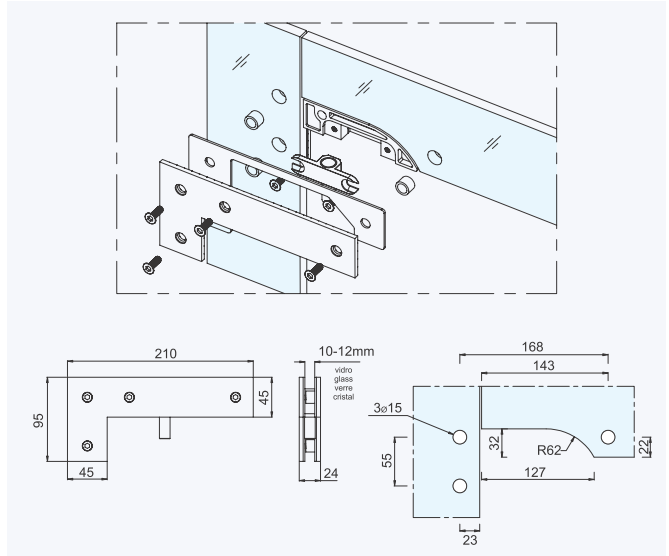
D13-006



Giro/Pivot para porta de dupla ação, com paragem de 90° a 105°, com mola ajustável.
Pivot double action door with 90° or 105° stop, adjustable spring closing force.
Pivot à frein hydraulique pour portes, double action (intérieur/extérieur).
Arrêt constant (à 90° ou 105°) ou sans-arrêt, freinage à l'ouverture et temporisation à la fermeture.
Giro/pivot de puerta de doble acción, con muelle y stop de 90° a 105°.
Pivot Double-Action mit Stopp von 90° bis 105°, mit einstellbaren Feder.

ART.	REF.
D13-006	189010130010

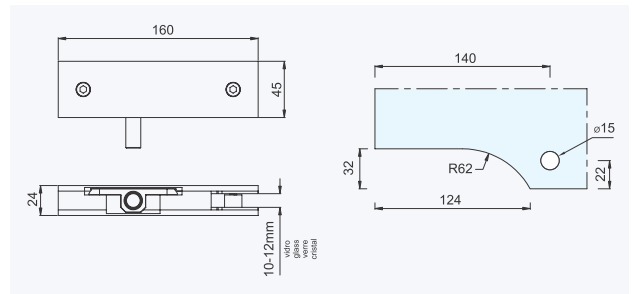
D13-007



Pivot Superior
Top pivot
Pivot Supérieur
Pivot Superior

ART.	REF.
D13-007	189010130011

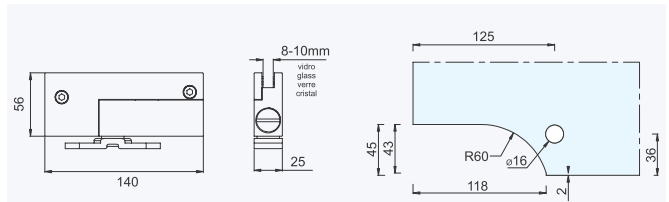
D13-008



Pivot inferior
Bottom pivot
Pivot inférieur
Pivot inferior

ART.	REF.
D13-008	189010130012

D13-009

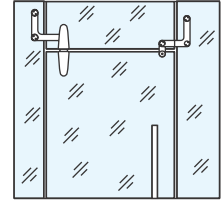
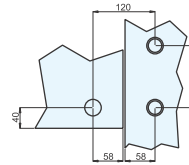
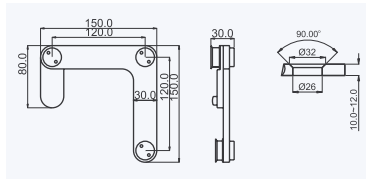


Pivot Superior
Top pivot
Pivot Supérieur
Pivot Superior

ART.	REF.
D13-009	189010130013

L1

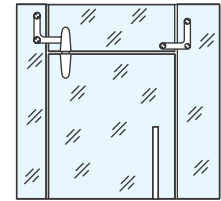
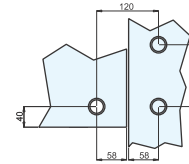
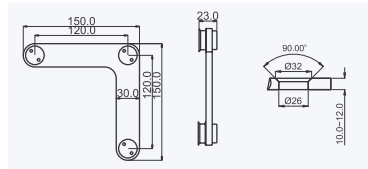
X-10



Suporte conector com batente de porta
 Fixing connector with door stopper
 Connecteur de fixation avec arrêt de porte
 Suporte conector con tope de puerta

ART.	REF.
X-10	019010310097

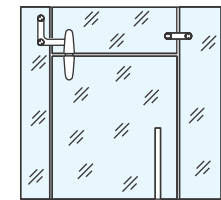
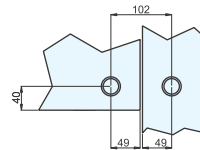
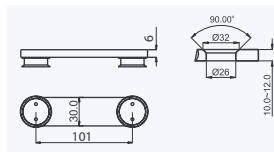
X-11



Suporte conector de união
 Fixing connector
 Connecteur de fixation
 Suporte conector de union

ART.	REF.
X-11	019010310098


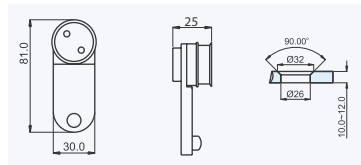
X-12



Suporte conector de fixação recto
 Straight fixing connector
 Connecteur de fixation droit
 Soporte conector recto

ART.	REF.
X-12	019010310099

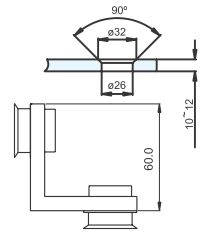
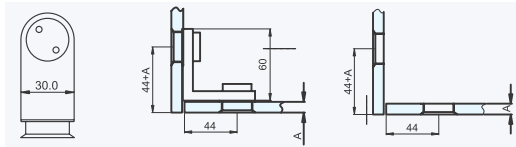
X-13



Batente de porta de fixação ao vidro
 Door stopper, fixing to glass
 Arrêt de porte fixation verre
 Türfeststeller befestigung an glas
 Tope puerta fijación al cristal

ART.	REF.
X-13	019010310100

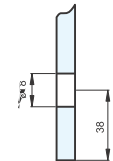
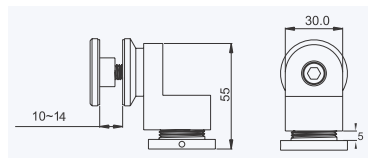
X-15



Suporte Conector de união Vidro/Vidro
 Fixing connector Glass/Glass
 Connecteur de fixation Verre/Verre
 Unterstützung anschluss union Glas/Glas
 Suporte conector de union Cristal/Cristal

ART.	REF.
X-15	019010310119

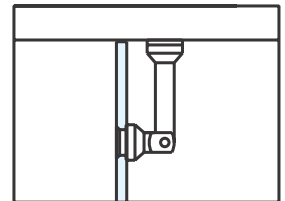
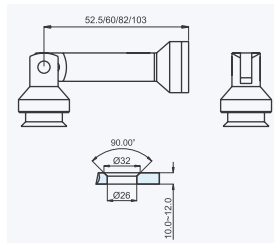
X-16



Suporte Conector de fixação chão a vidro ajustável
 Glass fixing connector, floor to glass ajustable
 Connecteur de fixation sol / verre ajustable
 Unterstützung Anschlussbodenbefestigung verstellbare glas
 Suporte conector suelo a cristal ajustavel

ART.	REF.
X-16	019010310120

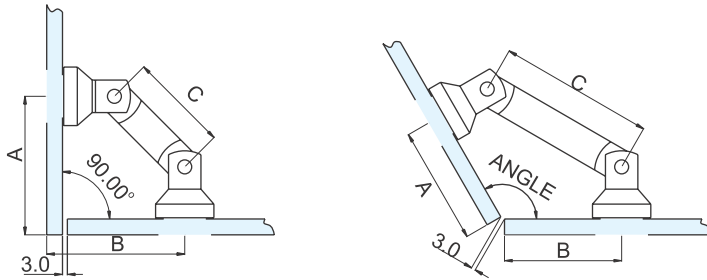
Y01




Suporte conector, para vidro de fixação Parede/Vidro, com 1 lado ajustável
 Glass fixing connector, Wall/Glass, 1 side angle ajustable
 Connecteur de fixation Mur/Verre, 1 face à angle ajustable
 Unterstützen anschluss für Glas/Wand durch die festsetzung von glas mit einer einstellbaren seiten
 Soporte conector Pared/Cristal con 1 lado ajustable

ART.	REF.
Y01/1 - 52.5mm	019010310102
Y01/2 - 60mm	019010310103
Y01/3 - 82mm	019010310104
Y01/4 - 103mm	019010310105
Y01/5 - 75mm	019010310132

MEDIDAS / MEASURES / MESURES

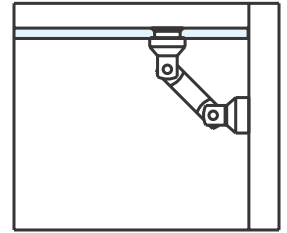
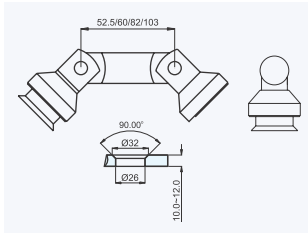


ANGLE	LENGTH OF CONNECTION GROBAND IN MM			
	C			
	52,5	60	82	103
	A/B	A/B	A/B	A/B
90°	75,6	81	96,5	111,3
95°	60,2	65,3	80,5	94,5
100°	56,7	61,6	75,9	89,5
105°	53,4	58,2	72,1	85,3
110°	50,5	55,1	68,5	81,3
115°	47,8	51,8	65,3	77,7
120°	45,3	49,5	62,3	74,4
125°	42,8	47,1	59,5	71,4
130°	40,7	44,9	57	68,6
135°	38,7	42,8	54,7	66
180°	24,7	28,5	39,5	50



L
1

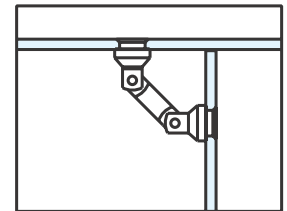
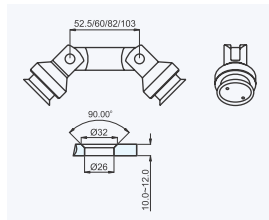
Y02



Suporte conector, para vidro de fixação Parede/Vidro, com 2 lados ajustáveis
 Glass fixing connector, Wall/Glass, both side angle adjustable
 Connecteur de fixation Mur/Verre, 2 faces à angle ajustable
 Unterstützung Steckverbinder für glas, wand-befestigung an der glas, mit zwei verstellbaren seiten
 Soporte conector Pared/Cristal con 2 lados ajustables

ART.	REF.
Y02/1 - 52.5mm	019010310106
Y02/2 - 60mm	019010310107
Y02/3 - 82mm	019010310108
Y02/4 - 103mm	019010310109

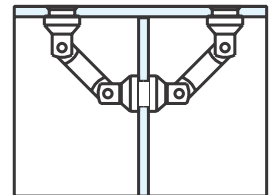
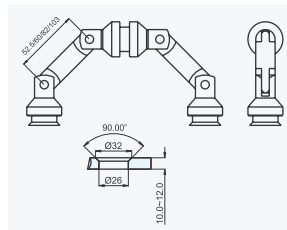
Y03



Suporte conector, para vidro de fixação Parede/Vidro, com 2 lados ajustáveis
 Glass fixing connector, Wall/Glass, both side angle adjustable
 Connecteur de fixation Mur/Verre, 2 faces à angle ajustable
 Unterstützung Steckverbinder für glas, wand-befestigung an der glas, mit zwei verstellbaren seiten
 Soporte conector Pared/Cristal con 2 lados ajustables

ART.	REF.
Y03/1 - 52.5mm	019010310110
Y03/2 - 60mm	019010310111
Y03/3 - 82mm	019010310112
Y03/4 - 103mm	019010310113

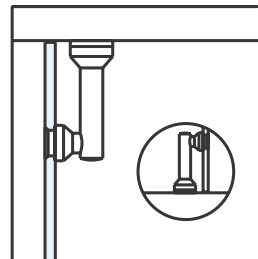
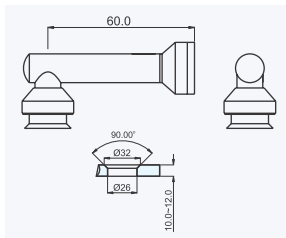
Y04



Suporte conector duplo para vidro de fixação Vidro/Vidro, com 2 lados ajustáveis
 Glass fixing double connector Glass/Glass, angle adjustable
 Double connecteur de fixation Verre/Verre, 2 face à angle ajustable
 Unterstützt Dual-Stecker für glas, befestigung glas an Glas, mit 2 verstellbaren seiten
 Soporte conector doble Cristal/Cristal con 2 lados ajustable

ART.	REF.
Y04/1 - 52.5mm	019010310114
Y04/2 - 60mm	019010310115
Y04/3 - 82mm	019010310116
Y04/4 - 103mm	019010310117

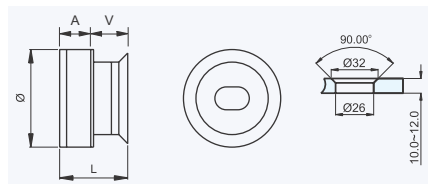
Y05



ART.	REF.
Y05/1 - 52.5mm	019010310025
Y05/2 - 60mm	019010310026
Y05/3 - 82mm	019010310027
Y05/4 - 103mm	019010310028
Y05/5 - 75mm	019010310133

Suporte conector, para vidro de fixação Parede/Vidro, ângulo fixo
 Glass fixing connector Wall/Glass, angle not adjustable
 Connecteur de fixation Mur/Verre angle fixe
 Unterstützung für Glas-Stecker. Befestigung an der GlasWand, festwinkel
 Soporte conector Pared/Cristal angulo fijo

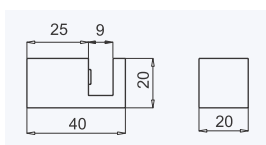
SVR-01



ART.	A	Ø	L	V	REF.
SVR-01/1	Not Adjustable 6mm	35	20	12	019010310029
SVR-01/2	Adjustable 11mm > 15mm	35	22	12	019010310030
SVR-01/3	Adjustable 12.5mm > 18mm	35	29	12	019010310031
SVR-01/4	Adjustable 14mm > 22mm	35	25	12	019010310032
SVR-01/5	Adjustable 18mm > 24mm	35	31	12	019010310033
SVR-01/6	Adjustable 22mm > 28mm	35	34	12	019010310034
SVR-01/7	Adjustable 12mm > 14mm	35	22	12	019010310131

Suporte conector para vidro
 Glass fixing connector
 connecteur de fixation verre
 Unterstützung für Glas-Anschluss
 Soporte conector para cristal

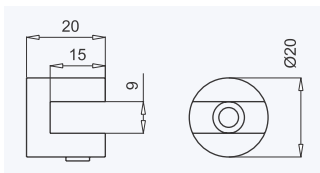
SV 01 K



Suporte para vidro
 Glass support
 Support verre
 Unterstützung für Glas
 Soporte cristal

ART.	REF.
SV 01 K	019010170014

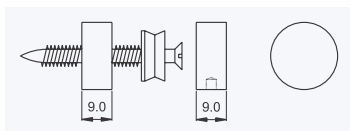
SV 02 K



Suporte para vidro
Glass support
Support verre
Unterstützung für glas
Soporte cristal

ART.	REF.
SV 02 K	019010170015

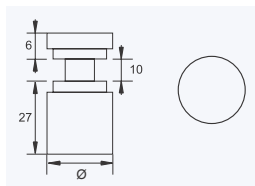
SV -02-20



Suporte redondo para vidro
Glass clamp
Support rond/verre
Rund Unterstützung für glas
Suporte redondo para cristal

ART.	REF.
SV 02 20	019010310022

SPV-01



Suporte para vidro
Glass support
Support verre
Unterstützung für glas
Soporte cristal

ART.	Ø	REF.
SPV-01	20	019010310197
SPV-01	30	019010310198
SPV-01	40	019010310199

SPV-02



Suporte para vidro
Glass support
Support verre
Unterstützung für glas
Soporte cristal

ART.	REF.
SPV-02	019010310212

SPV-03



Suporte para vidro
Glass support
Support verre
Unterstützung für glas
Soporte cristal

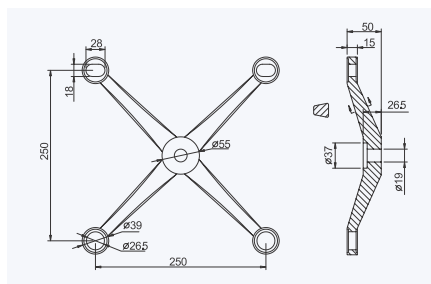
ART.	REF.
SPV-03	019010310213

AR-01



Suporte para vidro
Glass support
Support verre
Unterstützung für glas
Soporte cristal

ART.	REF.
AR-01	019010310172

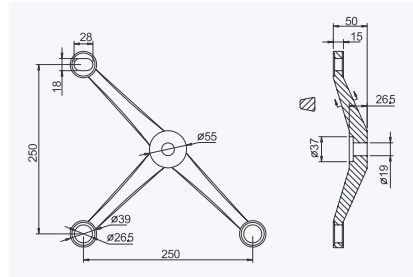


AR-02



Suporte para vidro
 Glass support
 Support verre
 Unterstützung für glas
 Soporte cristal

ART.	REF.
AR-02	019010310173

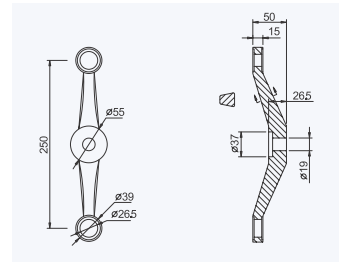


AR-03



Suporte para vidro
 Glass support
 Support verre
 Unterstützung für glas
 Soporte cristal

ART.	REF.
AR-03	019010310174

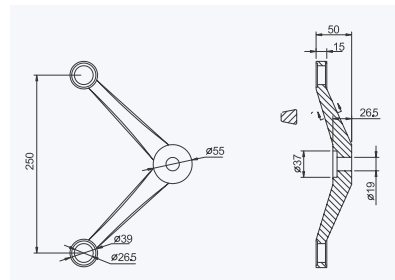


AR-04



Suporte para vidro
 Glass support
 Support verre
 Unterstützung für glas
 Soporte cristal

ART.	REF.
AR-04	019010310175

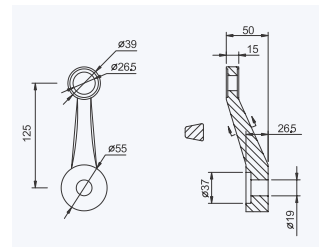


AR-05



Suporte para vidro
 Glass support
 Support verre
 Unterstützung für glas
 Soporte cristal

ART.	REF.
AR-05	019010310176

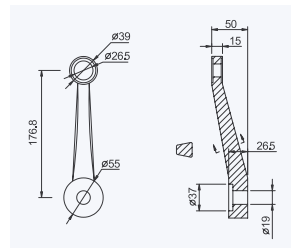


AR-06



Suporte para vidro
Glass support
Support verre
Unterstützung für glas
Soporte cristal

ART.	REF.
AR-06	019010310177

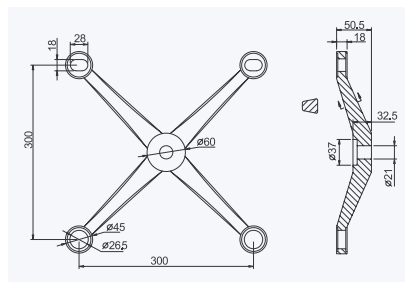


AR-07



Suporte para vidro
Glass support
Support verre
Unterstützung für glas
Soporte cristal

ART.	REF.
AR-07	019010310178

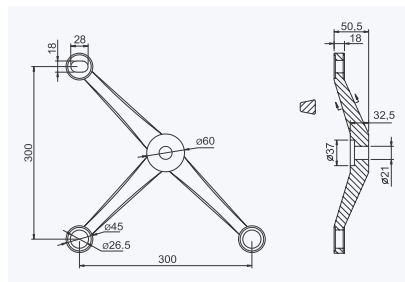


AR-08



Suporte para vidro
Glass support
Support verre
Unterstützung für glas
Soporte cristal

ART.	REF.
AR-08	019010310179

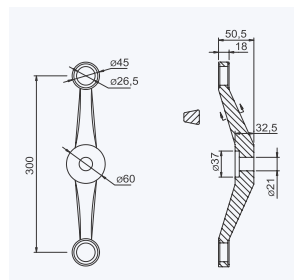


AR-09



Suporte para vidro
Glass support
Support verre
Unterstützung für glas
Soporte cristal

ART.	REF.
AR-09	019010310180

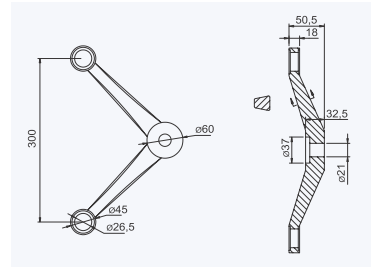


AR-10



Suporte para vidro
 Glass support
 Support verre
 Unterstützung für glas
 Soporte cristal

ART.	REF.
AR-10	019010310181

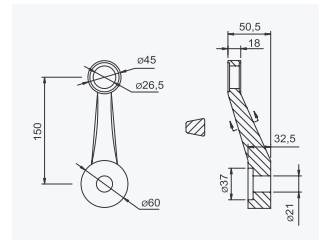


AR-11



Suporte para vidro
 Glass support
 Support verre
 Unterstützung für glas
 Soporte cristal

ART.	REF.
AR-11	019010310182

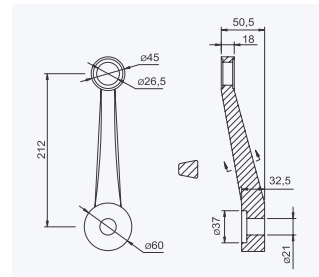


AR-12



Suporte para vidro
 Glass support
 Support verre
 Unterstützung für glas
 Soporte cristal

ART.	REF.
AR-12	019010310183

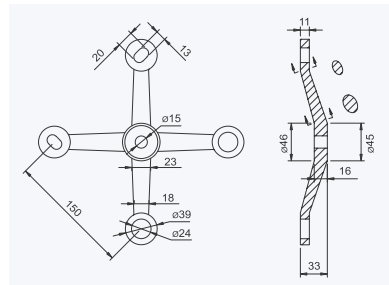


AR-13



Suporte para vidro
 Glass support
 Support verre
 Unterstützung für glas
 Soporte cristal

ART.	REF.
AR-13	019010310184

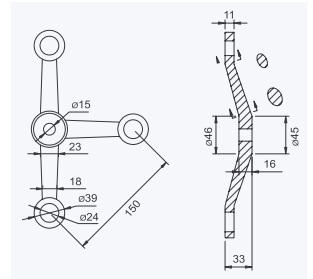


AR-14



Suporte para vidro
Glass support
Support verre
Unterstützung für glas
Soporte cristal

ART.	REF.
AR-14	019010310185

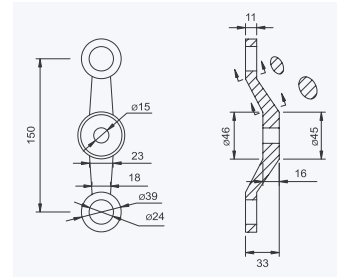


AR-15



Suporte para vidro
Glass support
Support verre
Unterstützung für glas
Soporte cristal

ART.	REF.
AR-15	019010310186

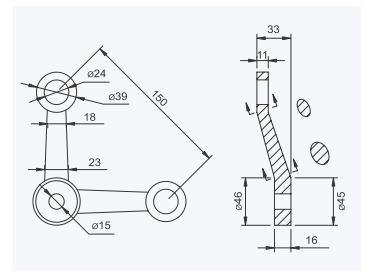


AR-16



Suporte para vidro
Glass support
Support verre
Unterstützung für glas
Soporte cristal

ART.	REF.
AR-16	019010310187

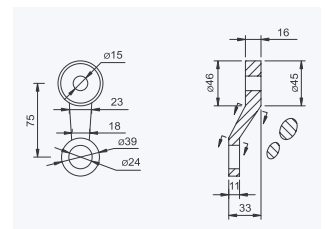


AR-17



Suporte para vidro
Glass support
Support verre
Unterstützung für glas
Soporte cristal

ART.	REF.
AR-17	019010310188

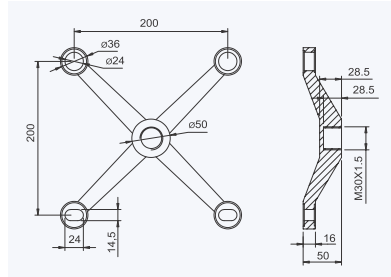


AR-18



Suporte para vidro
 Glass support
 Support verre
 Unterstützung für glas
 Soporte cristal

ART.	REF.
AR-18	019010310189

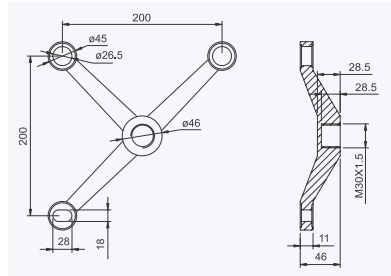


AR-19



Suporte para vidro
 Glass support
 Support verre
 Unterstützung für glas
 Soporte cristal

ART.	REF.
AR-19	019010310190

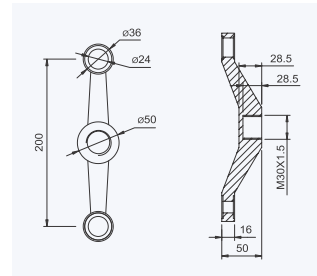


AR-20



Suporte para vidro
 Glass support
 Support verre
 Unterstützung für glas
 Soporte cristal

ART.	REF.
AR-20	019010310191

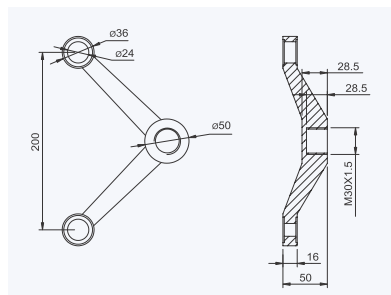


AR-21



Suporte para vidro
 Glass support
 Support verre
 Unterstützung für glas
 Soporte cristal

ART.	REF.
AR-21	019010310192

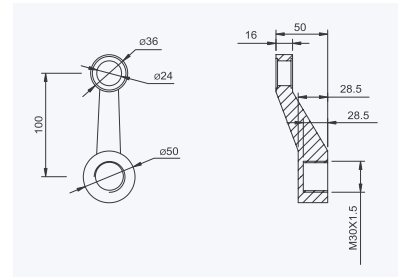


AR-22



Suporte para vidro
Glass support
Support verre
Unterstützung für glas
Soporte cristal

ART.	REF.
AR-22	019010310193

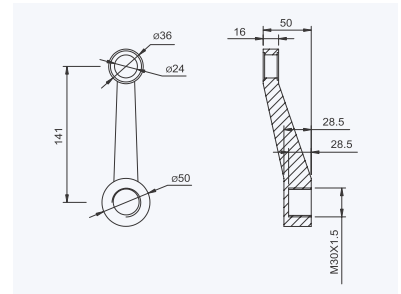


AR-23

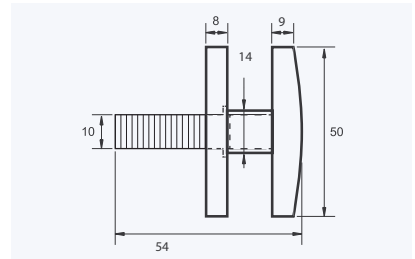


Suporte para vidro
Glass support
Support verre
Unterstützung für glas
Soporte cristal

ART.	REF.
AR-23	019010310194



PVM 01



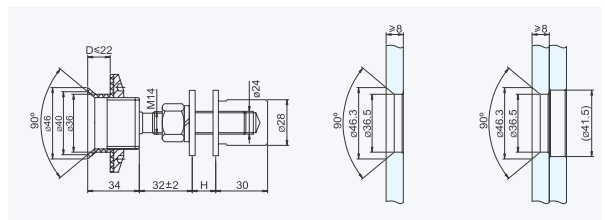
	ART.	REF.
Suporte para vidro Glass support Support verre Unterstützung für glas Soporte cristal	PVM 01 (50.8x50x57mm)	019010310211
	PVM 01 (40.8x40x47mm)	019010310222

VS 01



Suporte para vidro
Glass support
Support verre
Unterstützung für glas
Soporte cristal

ART.	REF.
AR-23	019010190020

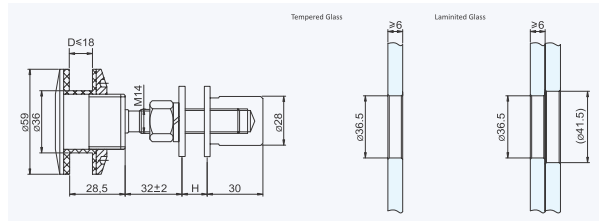


VS 02



Suporte para vidro
 Glass support
 Support verre
 Unterstützung für glas
 Soporte cristal

ART.	REF.
VS 02	019010190021

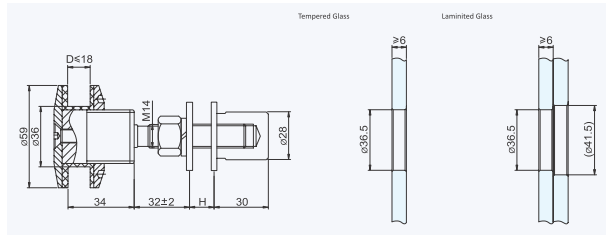


VS 03



Suporte para vidro
 Glass support
 Support verre
 Unterstützung für glas
 Soporte cristal

ART.	REF.
VS 03	019010190022

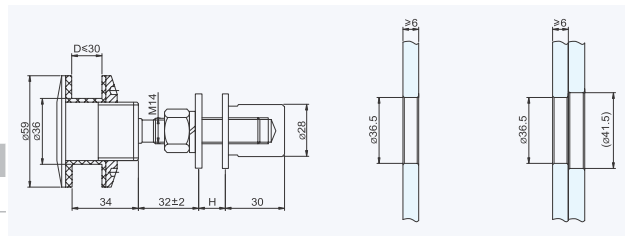


VS 04



Suporte para vidro
 Glass support
 Support verre
 Unterstützung für glas
 Soporte cristal

ART.	REF.
VS 04	019010190023

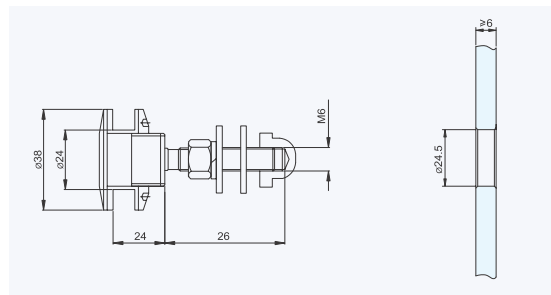


VS 05

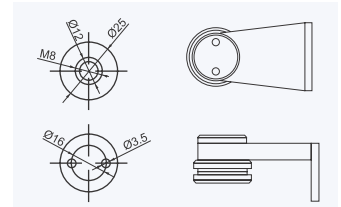


Suporte para vidro
 Glass support
 Support verre
 Unterstützung für glas
 Soporte cristal

ART.	REF.
VS 05	019010190024



1002



Suporte Parede/Vidro
Support Wall/Glass
Support Mur/Verre
Unterstützen Glas/Wand
Soporte Pared/Cristal

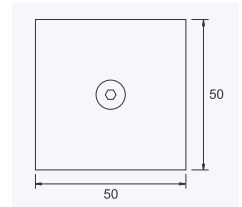
ART.	REF.
1002	019010310015*

Opções de Acabamentos / Finishes Options

VD 020



(6-8mm)
Furo centrado
Central hole
Trou au centre
Agujero en el centro



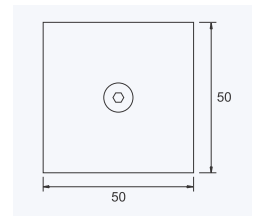
Suporte Parede/Vidro
Support Wall/Glass
Support Mur/Verre
Unterstützen Glas/Wand
Soporte Pared/Cristal

ART.	REF.
VD 20 (Inox Polido/Stainless Steel Polish)	019010310146

VD 21



(6-8mm)
Furo centrado
Central hole
Trou au centre
Agujero en el centro



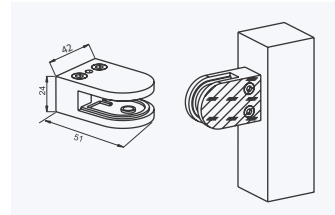
Suporte Parede/Vidro
Support Wall/Glass
Support Mur/Verre
Unterstützen Glas/Wand
Soporte Pared/Cristal

ART.	REF.
VD 21 (Inox Satinado/Satin Stainless Steel)	019010310137



L
1

VD 08

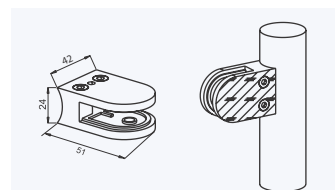


Pinça para Parede/Vidro ((8~10mm)
 Glass support for Wall/Glass (8~10mm)
 Pince Mur/Verre (8~10mm)
 Scharnier mit Feder/Glas (8~10mm)
 Grapa Pared/Cristal (8~10mm)

ART.	REF.
VD 08	019010310009*

*Opções de Acabamentos / Finishes Options


VD 08 R



Pinça para Cilindro/Vidro ((8~10mm)
 Glass support for Cylinder/Glass (8~10mm)
 Pince Cylindre/Verre (8~10mm)
 Scharnier mit Zylinder/Glas (8~10mm)
 Grapa Cilindro/Cristal (8~10mm)

ART.	REF.
VD 08 R	019010310010*

*Opções de Acabamentos / Finishes Options

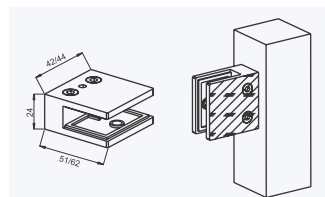


VD 09



*44x62
 Por encomenda
 By order
 Sur commande
 Sobre pedido

Pinça para Parede-Vidro ((8~10mm)
 Glass support for Wall-Glass (8~10mm)
 Pince Mur-Verre (8~10mm)
 Scharnier mit Feder-Glas (8~10mm)
 Grapa Pared-Cristal (8~10mm)



ART.	REF.
VD 09	019010310011*

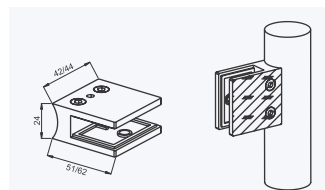
*Opções de Acabamentos / Finishes Options

VD 09 R



*44x62
 Por encomenda
 By order
 Sur commande
 Sobre pedido

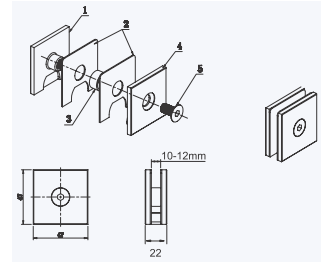
Pinça para Cilindro/Vidro ((8~10mm)
 Glass support for Cylinder/Glass (8~10mm)
 Pince Cylindre/Verre (8~10mm)
 Scharnier mit Zylinder/Glas (8~10mm)
 Grapa Cilindro/Cristal (8~10mm)



ART.	REF.
VD 09 R	019010310012*

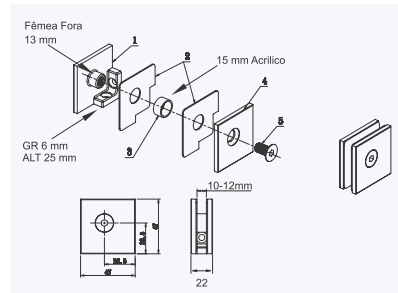
*Opções de Acabamentos / Finishes Options

CVL 01



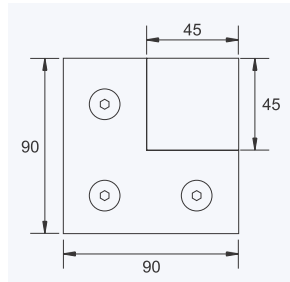
ART.	REF.
CVL 01	019010310165

CVL 02



ART.	REF.
CVL 02	019010310166

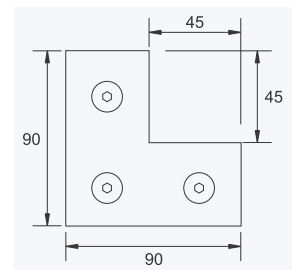
CVL 03



8-12 mm
 Furo/Hole: Ø10mm
 Espessura/Thickness: 5mm

ART.	REF.
CVL 03	019010310215

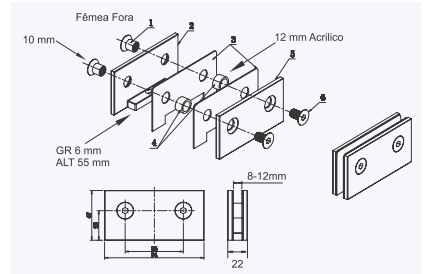

CVL 04



8-12 mm
 Furo/Hole: Ø10mm
 Espessura/thickness: 5mm

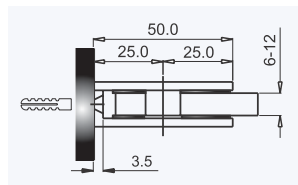
ART.	REF.
CVL 04	019010310216

UVL 01



ART.	REF.
UVL 01	019010310167

SV 03



Pinça para Parede/Vidro (8~10mm)
 Glass Support for Wall/Glass (8~10mm)
 Pince Mur/Verre (8~10mm)
 Klammer für Glas/Wand (8~10mm)
 Grapa Pared/Cristal (8~10mm)

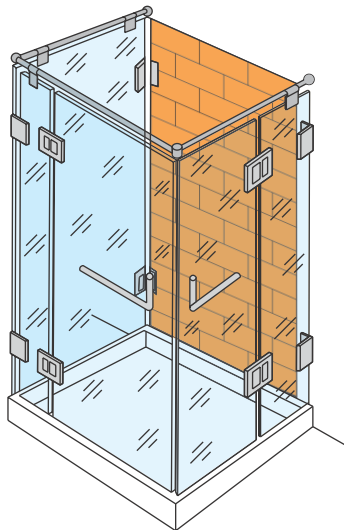
ART.	REF.
SV 03	019010310013*

*Opções de Acabamentos / Finishes Options

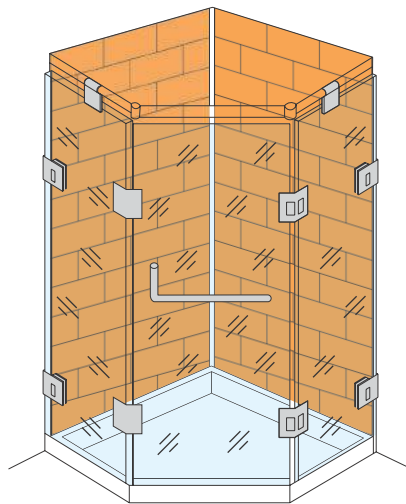


EXEMPLOS DE APLICAÇÃO

APPLICATION EXAMPLES / EXEMPLES D'APPLICATION / EJEMPLOS D'APLICACIÓN / ANWENDUNGSBEISPIELE

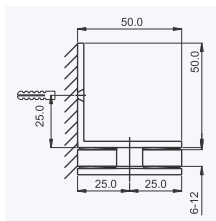


Vidro/Vidro 180°
Glass/Glass 180°
Verre/Verre 180°
Cristal/Cristal 180°



Vidro/Vidro 135°
Glass/Glass 135°
Verre/Verre 135°
Cristal/Cristal 135°

SV 04

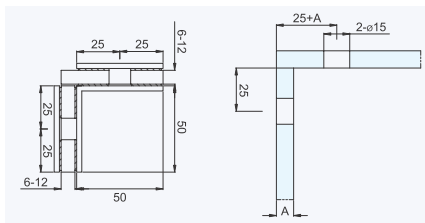


Pinça para Parede/Vidro (8~10mm)
Glass Support for Flat Surface (8~10mm)
Pince Mur / Verre (8~10mm)
Grapa Pared - Cristal (8~10mm)

ART.	REF.
SV 04	019010310087*

*Opções de Acabamentos / Finishes Options

SV 05

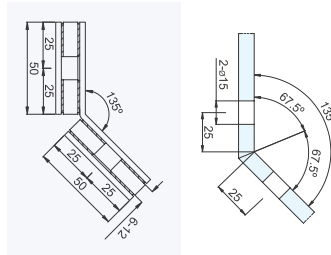


Pinça para Vidro/Vidro 90° (8~10mm)
Glass Support - Glass/Glass 90° (8~10mm)
Pince Verre/Verre 90° (8~10mm)
Grapa Cristal-Cristal 90° (8~10mm)

ART.	REF.
SV 05	019010310203*

*Opções de Acabamentos / Finishes Options

SV 06

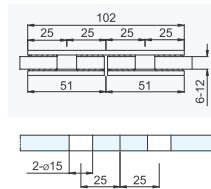


Pinça para Vidro/Vidro 135° (8~10mm)
 Glass Support for Glass/Glass 135° (8~10mm)
 Pince Verre/Verre 135° (8~10mm)
 Klammer für Glas/Glas 135° (8~10mm)
 Grapa Cristal/Cristal 135° (8~10mm)

ART.	REF.
SV 06	019010310205*

*Opções de Acabamentos / Finishes Options

SV 07

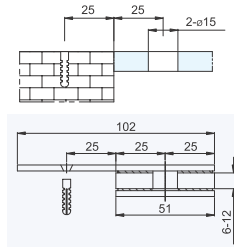


Pinça para Vidro/Vidro 180° (8~10mm)
 Glass Support for Glass/Glass 180° (8~10mm)
 Pince Verre/Verre 180° (8~10mm)
 Klammer für Glas/Glas 180° (8~10mm)
 Grapa Cristal/Cristal 180° (8~10mm)

ART.	REF.
SV 07	019010310207*

*Opções de Acabamentos / Finishes Options

SV 08

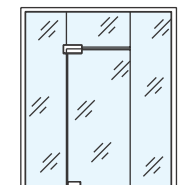
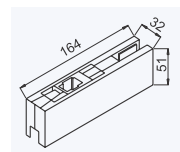


Pinça para Parede/Vidro 180° (8~10mm)
 Glass support for Wall/Glass 180° (8~10mm)
 Pince Mur/Verre 180° (8~10mm)
 Klammer für Wand-Glas 180° (8~10mm)
 Grapa Pared/Cristal 180° (8~10mm)

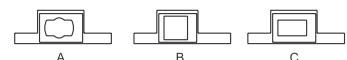
ART.	REF.
SV 08	019010310209*

*Opções de Acabamentos / Finishes Options

PC-010




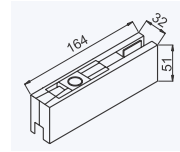
Opção posição do furo
 Pivot hole option



Pivot inferior para vidro
 Bottom patch pivot
 Pivot inférieure/verre
 Pivot inferior para cristal

ART.	REF.
PC-010	019010310079

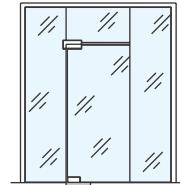
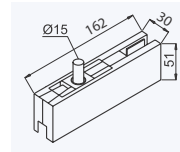
PC-020



Pivot superior para vidro
 Top patch pivot
 Pivot supérieure pour verre
 Top Pivot für glas
 Pivot inferior para cristal

ART.	REF.
PC-020	019010310080


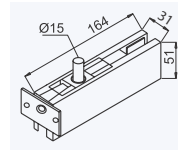
PC-030



Pivot superior para vidro
 Top patch pivot
 Pivot supérieure pour verre
 Top Pivot für glas
 Pivot inferior para cristal

ART.	REF.
PC-030	019010310082


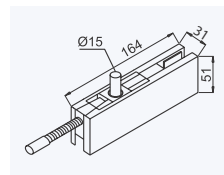
PC-040



Pivot superior para vidro com fixação Parede/Vidro
 Top patch pivot for upper Wall/Glass mounting
 Pivot supérieure pour verre avec fixation Mur/Verre
 Top pivot zur befestigung Wand/Glas
 Pivot superior fijación Pared/Cristal

ART.	REF.
PC-040	019010310081


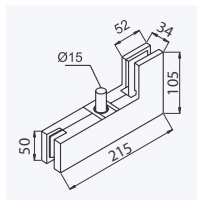
PC-050



Pivot superior para vidro com fixação Parede/Vidro
 Top patch pivot for upper Wall/Glass mounting
 Pivot supérieure pour verre avec fixation Mur/Verre
 Top pivot zur befestigung Wand/Glas
 Pivot superior fijación Pared/Cristal

ART.	REF.
PC-050	019010310083


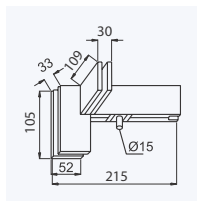
PC-060



Pivot superior para vidro
Shape top pivot clamp
Pivot supérieure/verre
Top Pivot für glas
Pivot superior para cristal

ART.	REF.
PC-060	019010310084


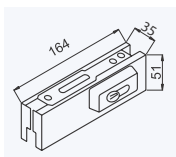
PC-070



Pivot superior de 3 cantos para vidro
Top patch pivot with 3 corners
Pivot supérieur de 3 faces pour verre
Top pivot 3 ecken für glas
Pivot superior 3 cantos para cristal

ART.	REF.
PC-070	019010310085

PC-090



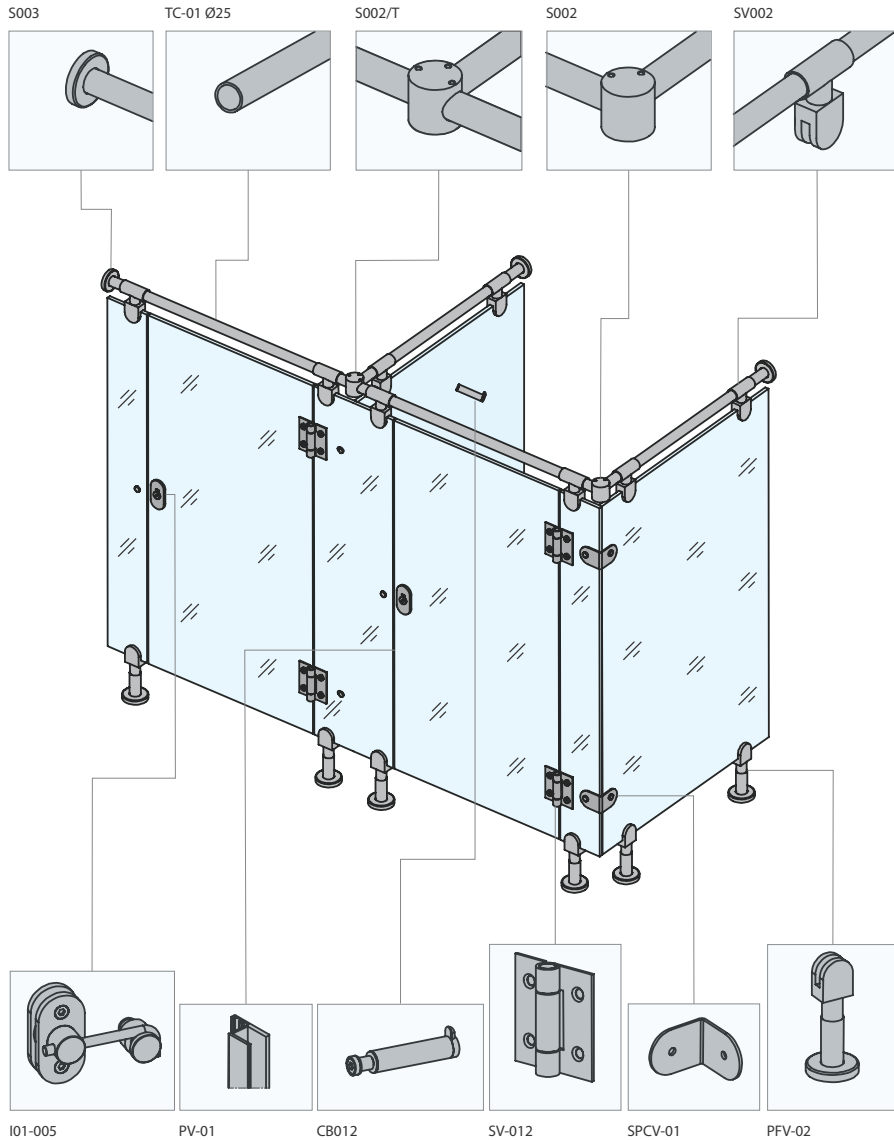
Pinça com fechadura para vidro
Patch lock for glass
Pince avec serrure pour porte en verre
Klammer mit Schloss für glas
Grapa para cerradura cristal

ART.	REF.
PC-090	019010310086

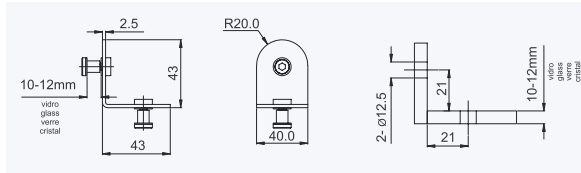


EXEMPLOS DE APLICAÇÃO

APPLICATION EXAMPLES / EXEMPLES D'APPLICATION / EJEMPLOS D'APLICACIÓN / ANWENDUNGSBEISPIELE

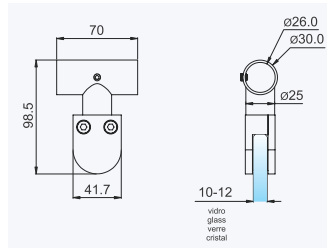


SPCV-01



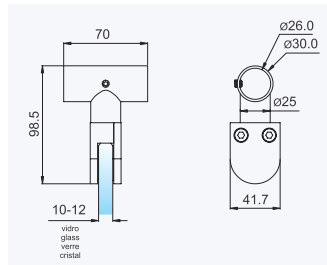
ART.	REF.
SPCV-01	019010170080

SV-002 0° (8~10)



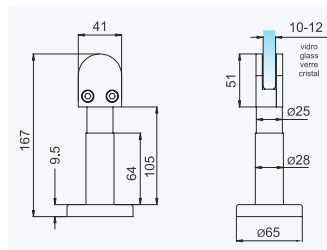
ART.	REF.
SV 002	019010170076

SV-003 90° (8~10)



ART.	REF.
SV 003	019010170077

PFV-02 (8~10)



ART.	REF.
PFV 02	019010170075

CT "L"



Chapa Testa "L"
 Strike Plate "L"
 Gache de Serrure "L"
 Cerradero para Cerradura "L"

ART.	DIMENSIONS	REF.
CT "L"	89 x 25 x 16	019010310217

B p/ Vidro VD08



Borracha para suporte de vidro VD08
 Rubber for glass support VD08
 Caoutchouc pour support verre VD08
 Caucho para soporte de cristal VD08

ART.	DIMENSIONS	REF.
BV VD08	31x23x4	019010310224

B p/ Vidro VD09



Borracha para suporte de vidro VD09
 Rubber for glass support VD09
 Caoutchouc pour support verre VD09
 Caucho para soporte de cristal VD09

ART.	DIMENSIONS	REF.
BV VD09	32x23x4	019010310223

CA-01



Chave de aperto (uso médio)
 Fixing tooling (light duty)
 Clé d'ajutage (usage modere)
 Schlüssel griff (mittlere nutzung)
 Llave de ajuste (uso medio)

ART.	REF.
CA 01	019010310035

CA-02



Chave de aperto (uso intensivo)
 Fixing tooling (heavy duty)
 Clé d'ajutage (usage intensif)
 Key Grip (intensiven nutzung)
 Llave de fijación (uso intensivo)

ART.	REF.
CA 02	019010310118

Molas de Porta

Door Closers / Ferme-Porte
Türschliesser / Cierra Puertas

M



MA 01



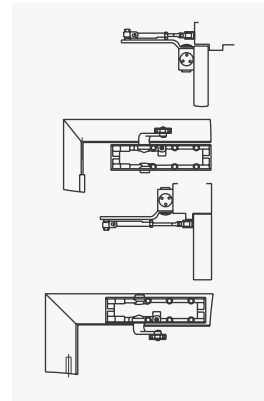
Mola hidráulica aérea de uso intensivo, velocidade de fecho ajustável, com paragem a 90°.
 Acabamento: cor inox, bronze, branco e dourado.

Door closer for intensive use, power is adjustable, with stop 90°.
 Finish: Aluminum, bronze, white, gold.

Ferme-porte hydraulique d'usage intensif, vitesse de fermeture ajustable, avec arrêt à 90°.
 Finitions: aluminium, bronze, blanc, doré.

Intensive hydraulikanschluss, einstellbare schließgeschwindigkeit, stopp bei 90°.
 Farbe edelstahl, bronze, weiß und gold.

Cierrapuerta hidráulico aéreo, uso intensivo, velocidad de cierre ajustable, con stop a 90°.
 Acabado: acero inox, cuero, blanco, oro.



ART.	REF.
MA 01	499010020001

MA 02



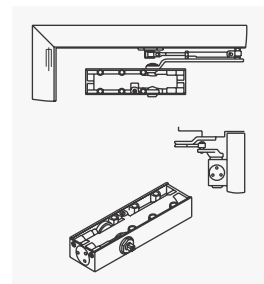
Mola hidráulica aérea de uso moderado, velocidade de fecho ajustável, com paragem a 90°.
 Acabamento: cor inox, bronze, branco e dourado.

Door closer for moderate use, power is adjustable, with stop 90°.
 Finish: Aluminum, bronze, white, gold.

Ferme-porte hydraulique d'usage modéré, vitesse de fermeture ajustable, avec arrêt à 90°.
 Finitions: aluminium, bronze, blanc, doré.

Moderate hydraulikanschluss, einstellbare schließgeschwindigkeit, stopp bei 90°.
 Farbe edelstahl, bronze, weiß und gold.

Cierrapuerta hidráulico aéreo, uso moderado, velocidad de cierre ajustable, con stop a 90°.
 Acabado: acero inox, cuero, blanco, oro.



ART.	REF.
MA 02	499010020005



MI 001



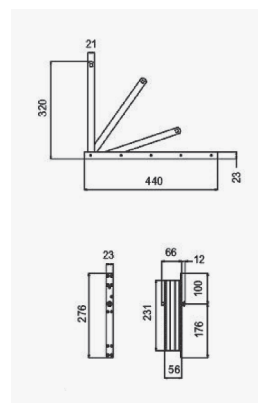
Mola hidráulica de embutir uso intensivo, velocidade de fecho ajustável, com paragem a 90°.
Acabamento: cor inox.

Embed door closer for intensive use, power is adjustable, with stop 90°.
Finish: aluminum.

Ferme-porte hydraulique d'incruster et d'usage intensif, vitesse de fermeture ajustable, avec arrêt à 90°.
Finitions: aluminium.

Intensive hydraulikanschluss, einstellbare schließgeschwindigkeit, stopp bei 90°.
Farbe: aluminium.

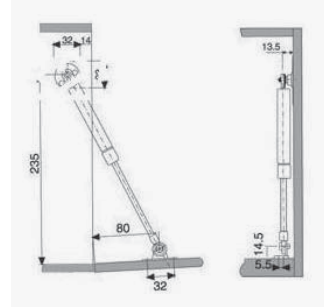
Cierrapuerta hidráulico de encastrar, uso intensivo, velocidad de cierre ajustable, con stop a 90°.
Acabado: acero inox.



M
1

ART.	REF.
MI 001	499010020012

AMORTECEDOR HIDRAÚLICO



Amortecedor hidráulico
 Hydraulic damper
 Amortisseur hydraulique
 Stoßdämpfer
 Amortiguadores hidráulico

ART.	REF.
AMORT. HIDAÚLICO	134970010003

MC 01



Mola hidráulica de uso intensivo para chão, com paragem a 90°
 Hydraulic floor spring closer, intensive use with stop 90°
 Ferme-porte hydraulique de fixation au sol pour usage intensif avec stop 90°
 Cierrapuerta hidráulico de suelo de uso intensivo con stop a 90°

ART.	REF.
MC 01	499010020010

MC 02



Mola hidráulica de uso moderado para chão, com paragem a 90°
 Hydraulic floor spring closer, moderate use with stop 90°
 Ferme-porte hydraulique de fixation au sol pour usage modéré avec stop 90°
 Cierrapuerta hidráulico de suelo de uso moderado con stop a 90°

ART.	REF.
MC 02	499010020011

Puxadores

Door Handles

Poignées

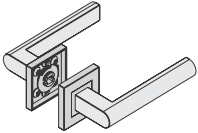
Griffe

Manillas

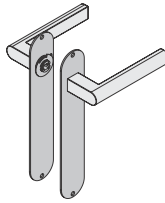
P



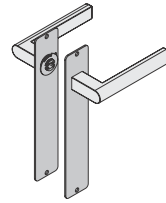
Rosetas e Placas / Escutcheon and Plates / Rosettes et Plaques Schutzrosette und Platte / Rosetas y Placas



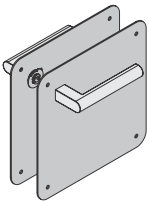
Roseta Normal (Quadrada ou Redonda)
Normal Escutcheon (Square or Round)
Rosette Normal (Carrée ou Ronde)
Schutzrosette (Quadratisch oder Rund)
Roseta Normal (Cuadrada o redonda)



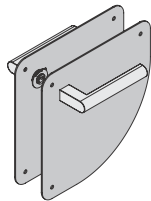
Placa Vertical (Redonda)
Vertical Plate (Round)
Plaque Verticale (Ronde)
Platte Vertikale (Rund)
Placa Vertical (Redonda)



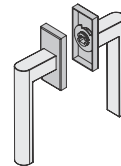
Placa Vertical (Quadrada)
Vertical Plate (Square)
Plaque Verticale (Carrée)
Platte Vertikale (Quadratisch)
Placa Vertical (Cuadrada)



Placa (Redonda)
Plate (Round)
Plaque (Ronde)
Platte (Rund)
Placa (Redonda)



Placa (Semi-Circular)
Plate (Semi-Circular)
Plaque (Semi-Circulaire)
Platte (Halbkreisförmig)
Placa (Semicircular)



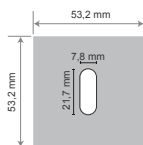
Roseta Vertical (Quadrada ou Redonda)
Vertical Escutcheon (Square or Round)
Rosette Verticale (Carrée ou Ronde)
Schutzrosette Vertikale (Quad. oder Rund)
Roseta Vertical (Cuadrada o redonda)



Puxadores / Door Handles / Poignées / Griffe

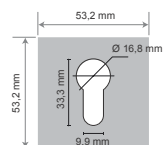
Rosetas e Placas / Escutcheon and Plates / Rosettes et Plaques
Schutzrosette und Platte / Rosetas y Placas

ECQ-01



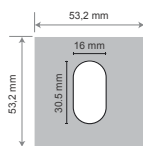
REF. 019010040005* *Opções de Acabamentos / Finishes Options

ECQ-02



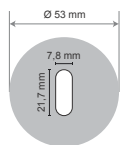
*REF. 019010040006 *Opções de Acabamentos / Finishes Options

ECQ-05



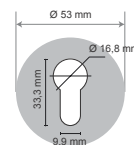
REF. 019010040045* *Opções de Acabamentos / Finishes Options

ECR-01



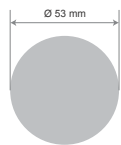
REF. 019010040002* *Opções de Acabamentos / Finishes Options

ECR-02



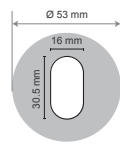
REF. 019010040001* *Opções de Acabamentos / Finishes Options

ECR-03



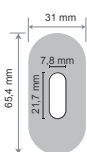
REF. 019010040033* *Opções de Acabamentos / Finishes Options

ECR-05



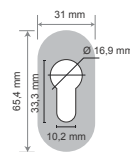
REF. 019010040039* *Opções de Acabamentos / Finishes Options

ECO-01



REF. 019010040030* *Opções de Acabamentos / Finishes Options

ECO-02



REF. 019010040007* *Opções de Acabamentos / Finishes Options

Compatibilidades / Compatibilities / Compatibilités / Kompatibilitäten

PT

Com o objectivo de potencializar a inovação do produto e oferecer aos nossos clientes uma maior flexibilidade, a APC oferece múltiplas possibilidades de personalização, permitindo a compatibilidade entre todos os puxadores, rosetas e placas.

O sistema é de fácil utilização e não é necessário o uso de ferramentas especiais para combinar diferentes elementos.

FR

Visant à renforcer l'innovation des produits et à doter nos clients d'une plus grande flexibilité d'utilisation, APC offre des multiples possibilités de personnalisation, permettant la compatibilité entre les différentes poignées, rosaces et plaques.

Le système est facile à mener et l'utilisation d'outils spéciaux n'est pas nécessaire pour combiner les différents éléments.

ENG

In order to potentiate product innovation and provide our clients with user friendly flexibility, APC provides access to a wide-range of customization possibilities. This allows compatibility amongst all the different handles, roses and plates. The system is very easy to use because there is no need for the use of special tools to adapt the different elements.

ES

Con el fin de potenciar la innovación de sus productos y proporcionar flexibilidad de uso a nuestros clientes, la APC proporciona acceso a una amplia gama de posibilidades de personalización. Esto permite la compatibilidad entre todas las diferentes manillas, rosetas y placas.

El sistema es muy fácil de usar pero que no se requieren herramientas especiales para combinar los diferentes elementos.

P




Puxadores / Door Handles / Poignées / Griffe

Rosetas e Placas / Escutcheon and Plates / Rosettes et Plaques

Schutzrosette und Platte / Rosetas y Placas





P
1

Linha Mundo

Artigos produzidos por pedido antecipado
Articles produced by advance request
Articles produits pour pré-commande
Artículos producidos por pedido anticipado
Auf vorbestellung hergestellt

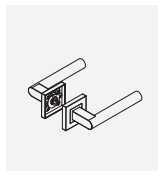
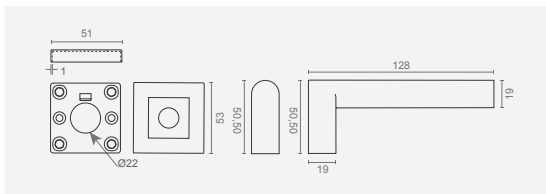


BRASÍLIA

PATENTEADO / PATENTED / BREVETÉ / PATENTIERT



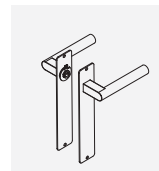
REF. 329010030761



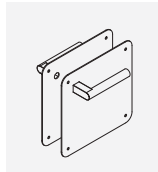
BRASÍLIA



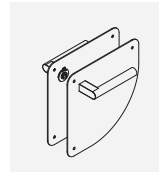
BRASÍLIA PR



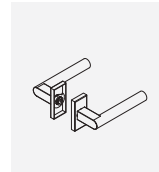
BRASÍLIA PQ



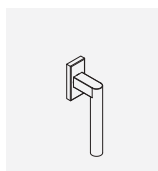
BRASÍLIA PH




BRASÍLIA PHR



BRASÍLIA AL




BRASÍLIA JN

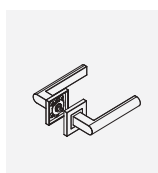
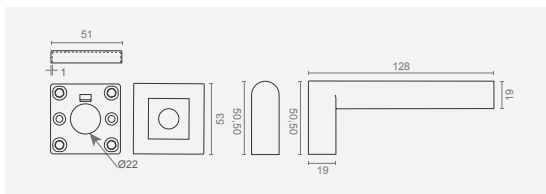


RIO

PATENTEADO / PATENTED / BREVETÉ / PATENTIERT



REF. 329010030765



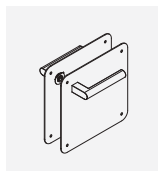
RIO



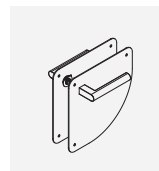
RIO PR



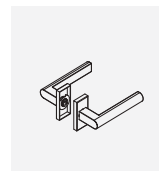
RIO PQ



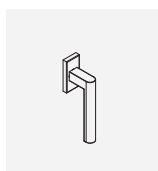
RIO PH





RIO PHR



RIO AL



RIO JN



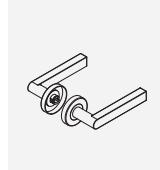
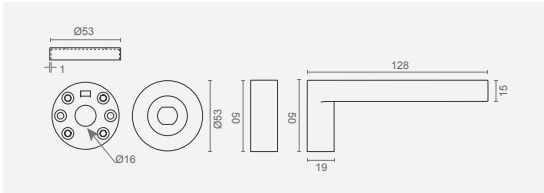


RECIFE

PATENTEADO / PATENTED / BREVETÉ / PATENTIERT



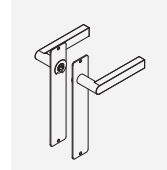
REF. 329010030811



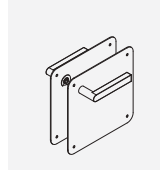
RECIFE



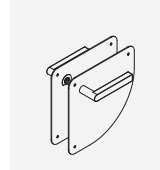
RECIFE PR



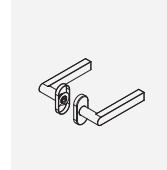
RECIFE PQ



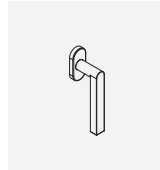
RECIFE PH



RECIFE PHR



RECIFE AL




RECIFE JN

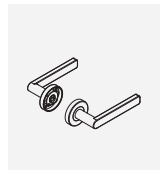
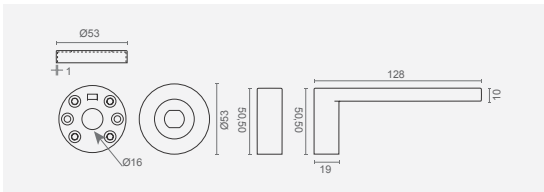


LUANDA

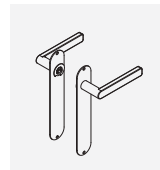
PATENTEADO / PATENTED / BREVETÉ / PATENTIERT



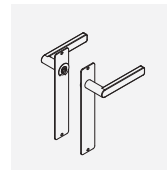
REF. 329010030582



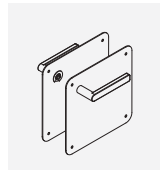
LUANDA



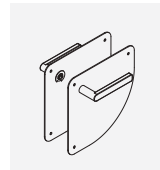
LUANDA PR



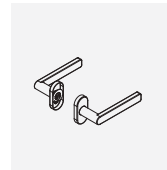
LUANDA PQ



LUANDA PH



LUANDA PHR



LUANDA AL



LUANDA JN



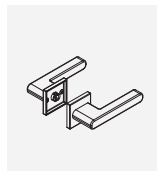
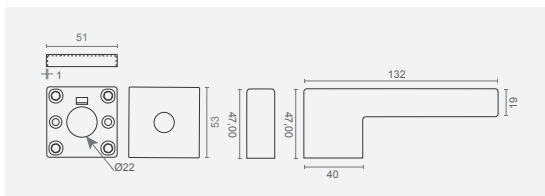


IPIRANGA

PATENTEADO / PATENTED / BREVETÉ / PATENTIERT



REF. 329010030813



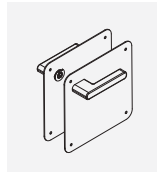
IPIRANGA



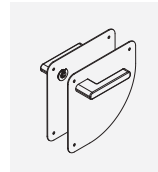
IPIRANGA PR



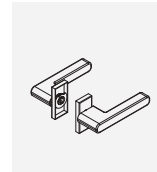
IPIRANGA PQ



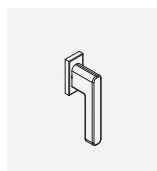
IPIRANGA PH




IPIRANGA PHR



IPIRANGA AL




IPIRANGA JN

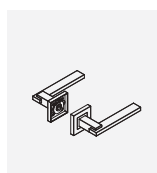
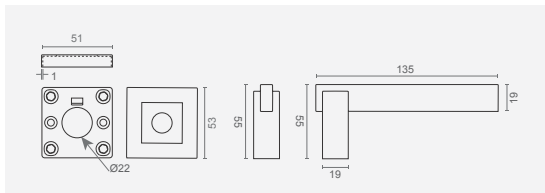


D. PEDRO

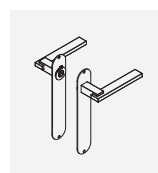
PATENTEADO / PATENTED / BREVETÉ / PATENTIERT



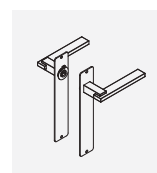
REF. 329010030579



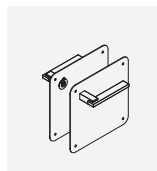
D. PEDRO



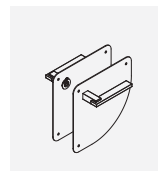
D. PEDRO PR



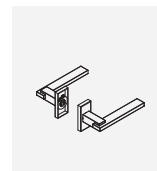
D. PEDRO PQ



D. PEDRO PH





D. PEDRO PHR



D. PEDRO AL



D. PEDRO JN





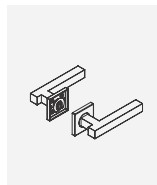
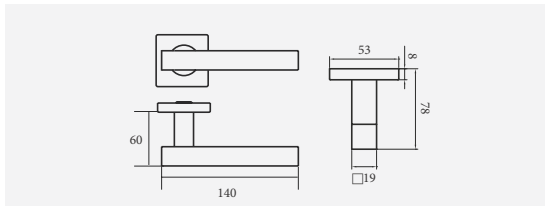
P
2

Linha **Cúbica**

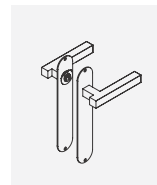
MICHAEL ANGELO®



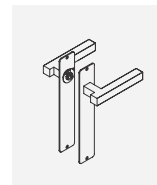
REF. 329010030357



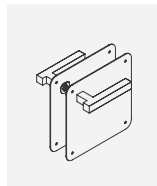
MICHAEL ANGELO



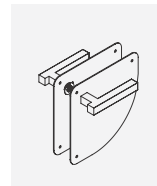
MICHAEL ANGELO PR



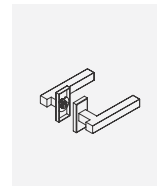
MICHAEL ANGELO PQ



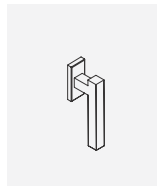
MICHAEL ANGELO PH



MICHAEL ANGELO PHR



MICHAEL ANGELO AL



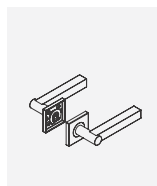
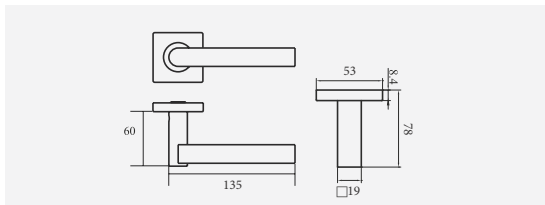
MICHAEL ANGELO JN



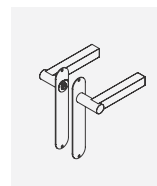
MONET®



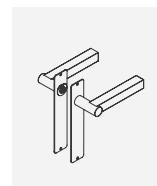
REF. 329010030358



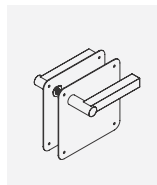
MONET



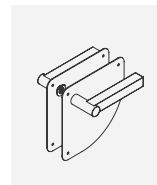
MONET PR



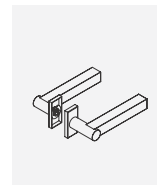
MONET PQ



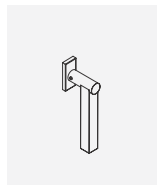
MONET PH



MONET PHR



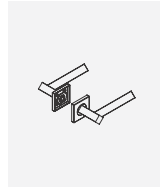
MONET AL



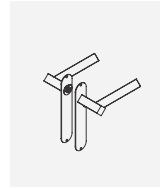
MONET JN



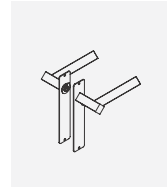
VAN GOGH®



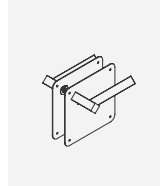
VAN GOGH



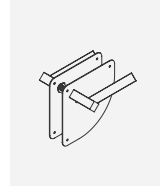
VAN GOGH PR



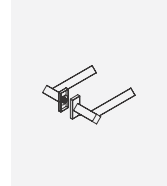
VAN GOGH PQ



VAN GOGH PH

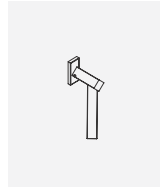
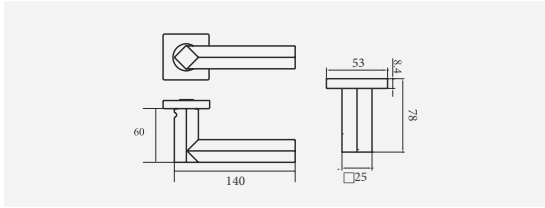


VAN GOGH PHR



VAN GOGH AL

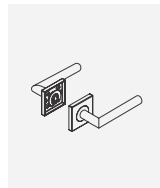
REF. 329010030359



VAN GOGH JN



MAGALHÃES®



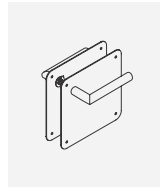
MAGALHÃES



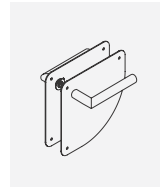
MAGALHÃES PR



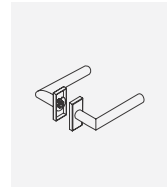
MAGALHÃES PQ



MAGALHÃES PH

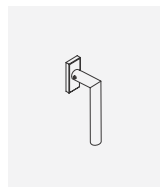
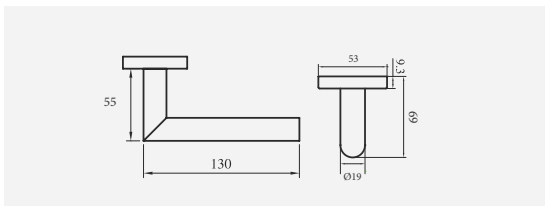


MAGALHÃES PHR



MAGALHÃES AL

REF. 329010030360



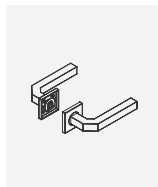
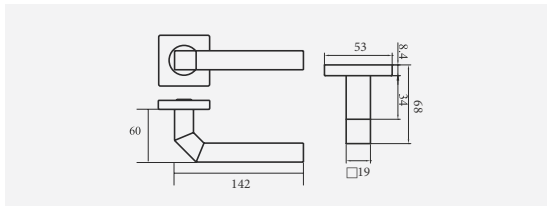
MAGALHÃES JN



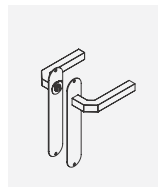
CAVALCANTI®



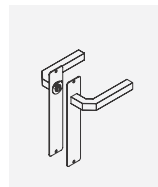
REF. 329010030362



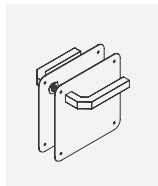
CAVALCANTI



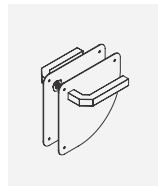
CAVALCANTI PR



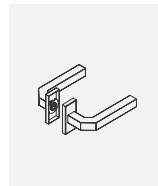
CAVALCANTI PQ



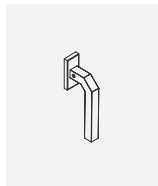
CAVALCANTI PH



CAVALCANTI PHR



CAVALCANTI AL



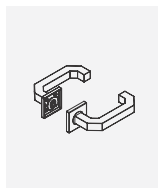
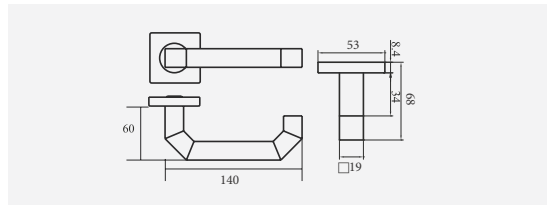
CAVALCANTI JN



PISSARO®



REF. 329010030363



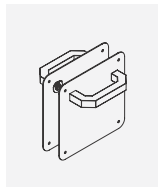
PISSARO



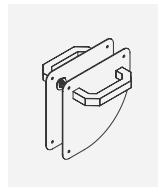
PISSARO PR



PISSARO PQ



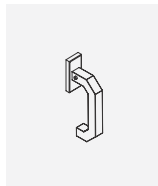
PISSARO PH



PISSARO PHR



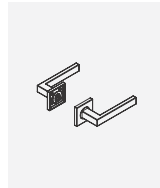
PISSARO AL



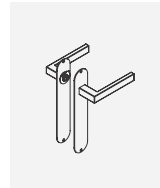
PISSARO JN



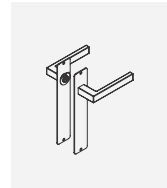
K3000



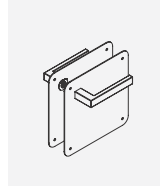
K3000



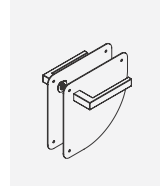
K3000 PR



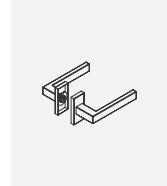
K3000 PQ



K3000 PH

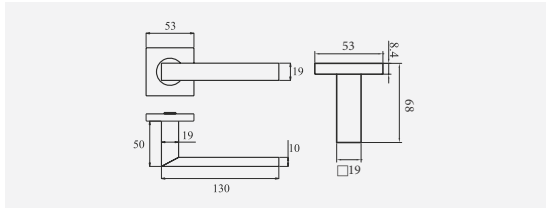


K3000 PHR



K3000 AL

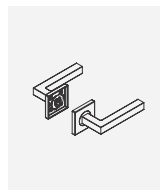

REF. 329010030365



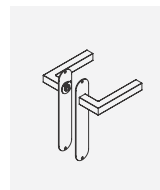
K3000 JN



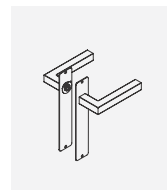
2009/M



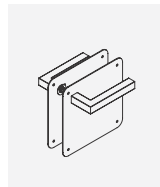
2009/M



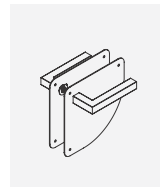
2009/M PR



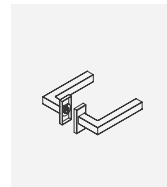
2009/M PQ



2009/M PH

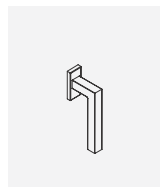
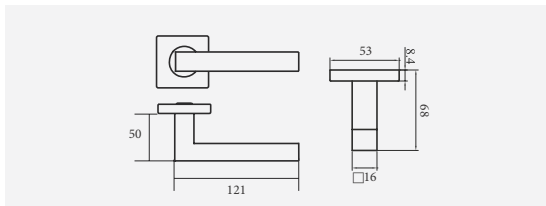


2009/M PHR



2009/M AL


REF. 329010030528



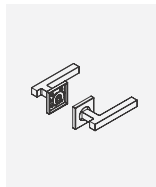
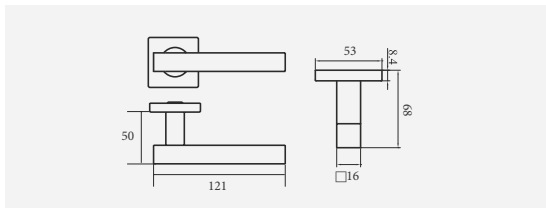
2009/M JN



2010/MA



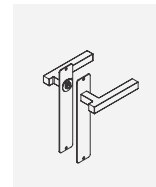
REF. 329010030367



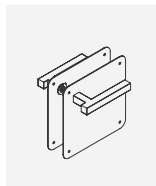
2010/MA



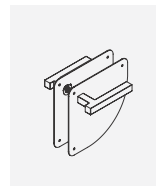
2010/MA PR



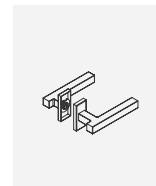
2010/MA PQ



2010/MA PH




2010/MA PHR



2010/MA AL



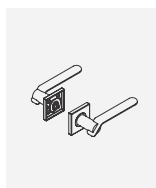
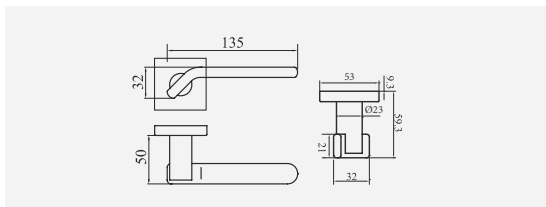
2010/MA JN



2555K



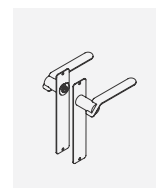
REF. 329010030368



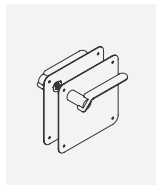
2555K



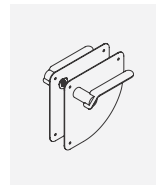
2555K PR



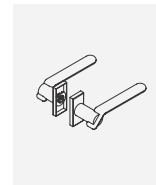
2555K PQ



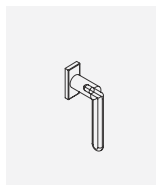
2555K PH



2555K PHR



2555K AL



2555K JN





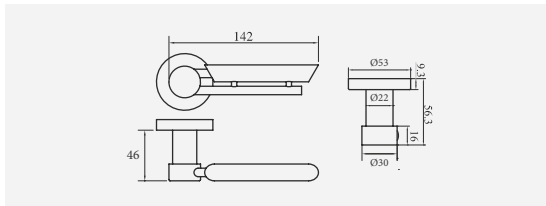
P
3

Linha Excellence

2001



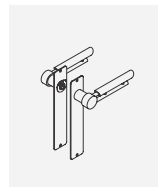
REF. 329010030306



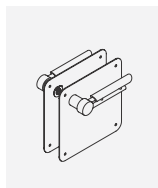
2001



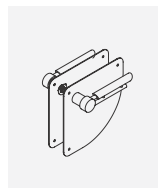
2001 PR



2001 PQ



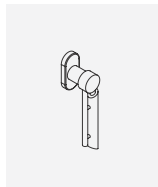
2001 PH



2001 PHR



2001 AL



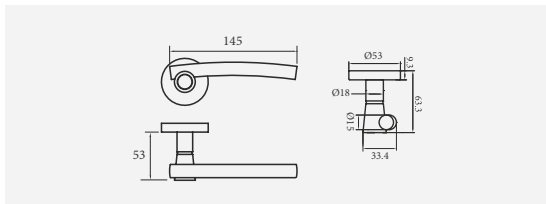
2001 JN



2002



REF. 329010030307



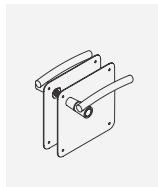
2002



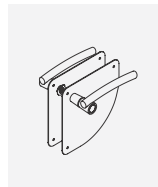
2002 PR



2002 PQ



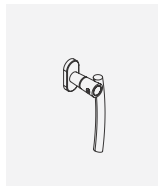
2002 PH



2002 PHR



2002 AL



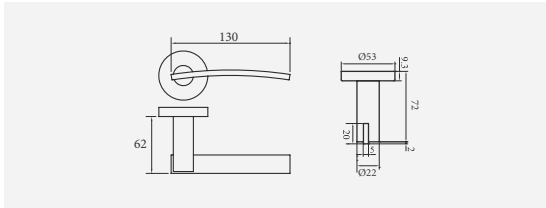
2002 JN



2003



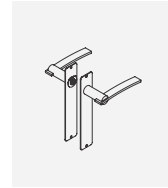
REF. 329010030308



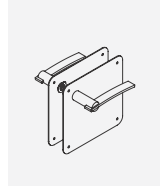
2003



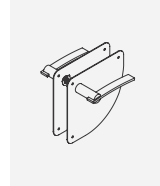
2003 PR



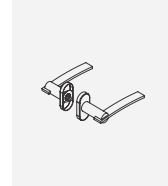
2003 PQ



2003 PH



2003 PHR



2003 AL



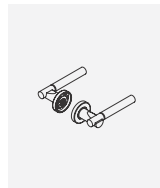
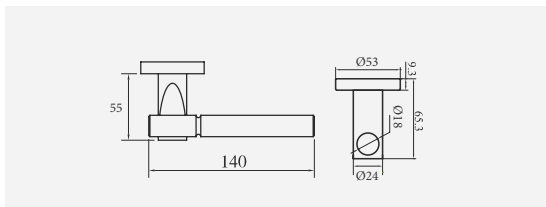
2003 JN



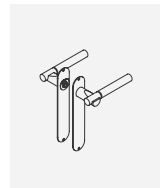
2004



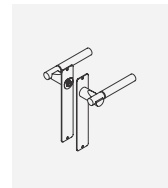
REF. 329010030309



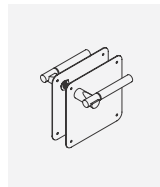
2004



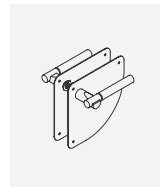
2004 PR



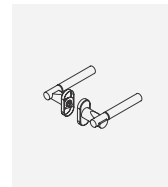
2004 PQ



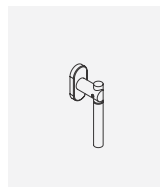
2004 PH



2004 PHR



2004 AL



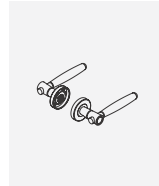
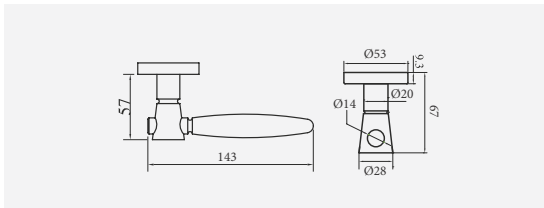
2004 JN



2005



REF. 329010030310



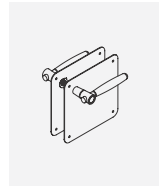
2005



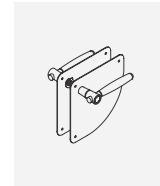
2005 PR



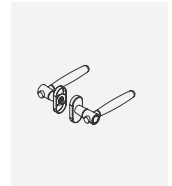
2005 PQ



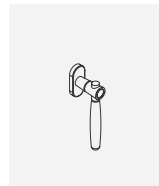
2005 PH



2005 PHR



2005 AL



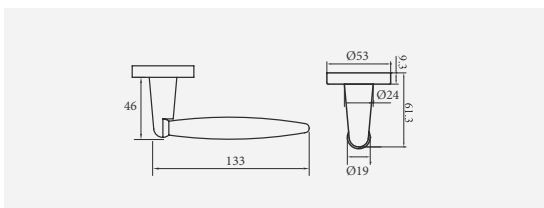
2005 JN



DA VINCI



REF. 329010030311



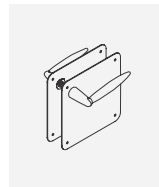
DA VINCI



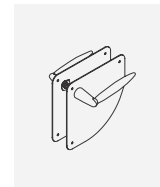
DA VINCI PR



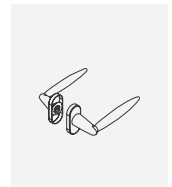
DA VINCI PQ



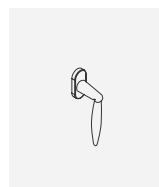
DA VINCI PH



DA VINCI PHR



DA VINCI AL



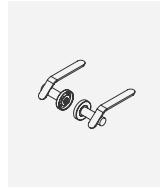
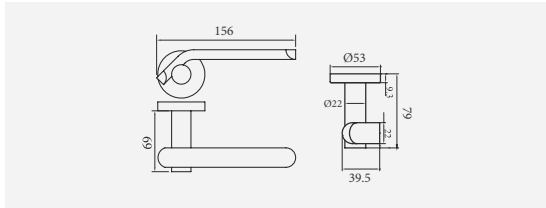
DA VINCI JN



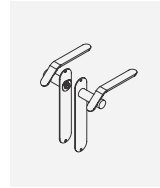
DALI



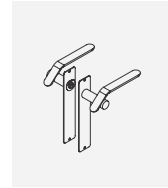
REF. 329010030312



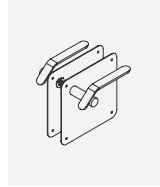
DALI



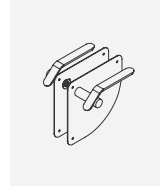
DALI PR



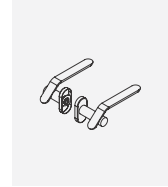
DALI PQ



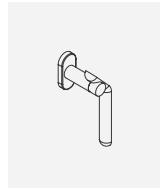
DALI PH



DALI PHR



DALI AL



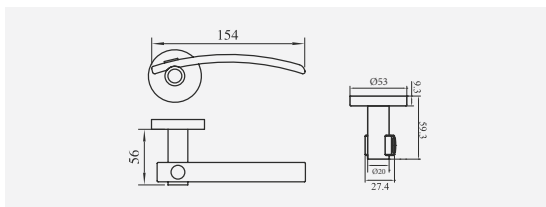
DALI JN



2008



REF. 329010030313



2008



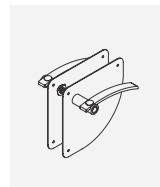
2008 PR



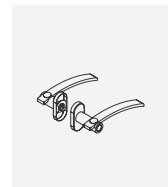
2008 PQ



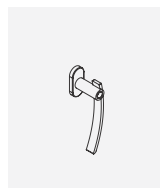
2008 PH



2008 PHR



2008 AL



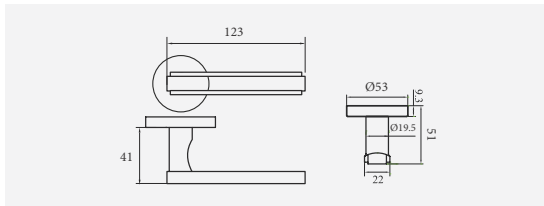
2008 JN



2010



REF. 329010030314



2010



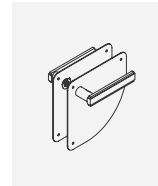
2010 PR



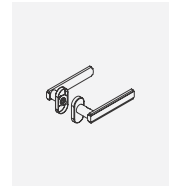
2010 PQ



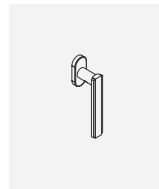
2010 PH



2010 PHR



2010 AL



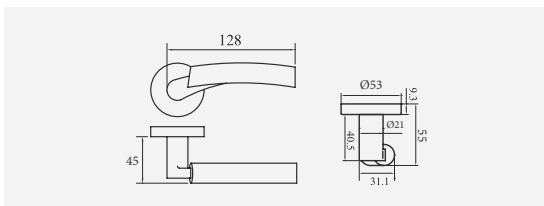
2010 JN



BELÉM



REF. 329010030315



BELÉM



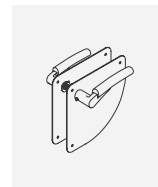
BELÉM PR



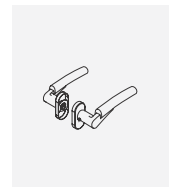
BELÉM PQ



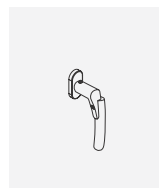
BELÉM PH



BELÉM PHR



BELÉM AL



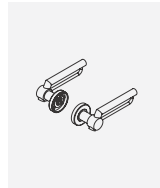
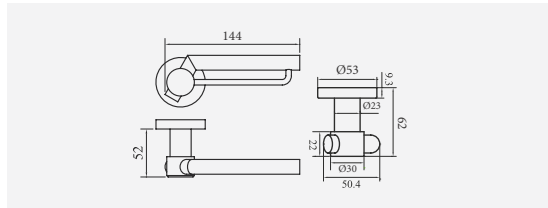
BELÉM JN



2012



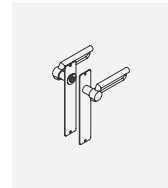
REF. 329010030316



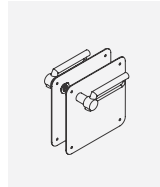
2012



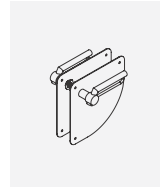
2012 PR



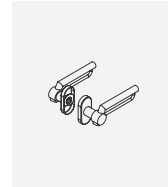
2012 PQ



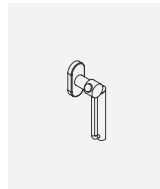
2012 PH



2012 PHR



2012 AL



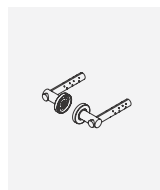
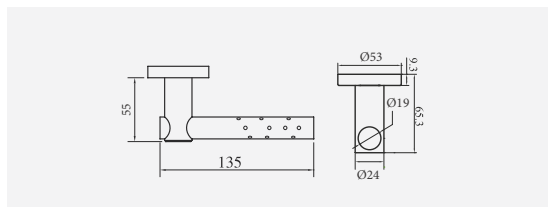
2012 JN



2013



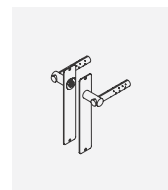
REF. 329010030317



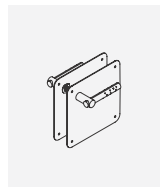
2013



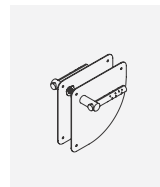
2013 PR



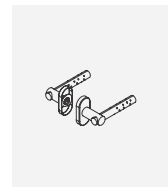
2013 PQ



2013 PH



2013 PHR



2013 AL



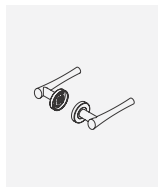
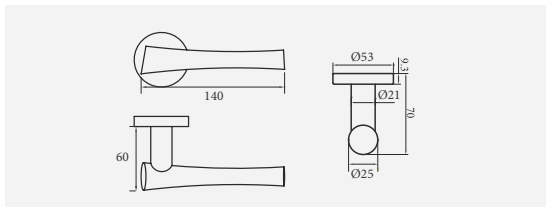
2013 JN



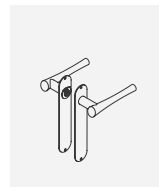
2014



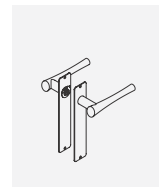
REF. 329010030318



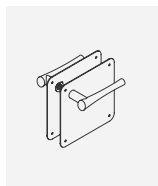
2014



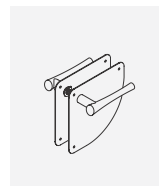
2014 PR



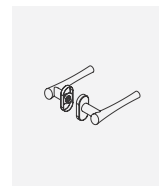
2014 PQ



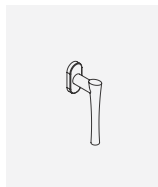
2014 PH



2014 PHR



2014 AL




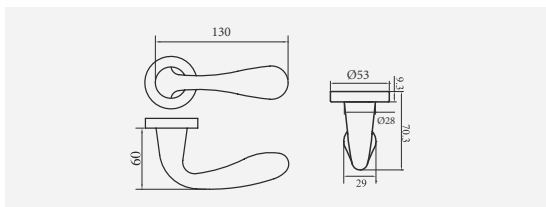
2014 JN



2015



REF. 329010030319



2015



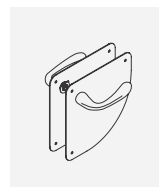
2015 PR



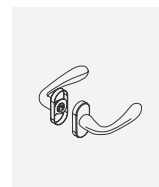
2015 PQ




2015 PH



2015 PHR



2015 AL



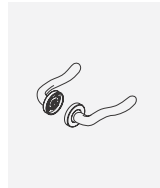
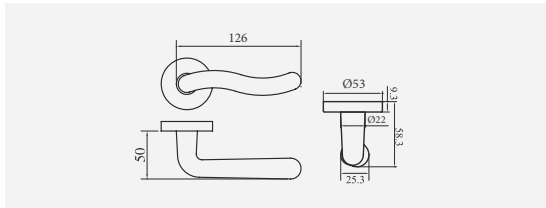
2015 JN



2016



REF. 329010030320



2016



2016 PR



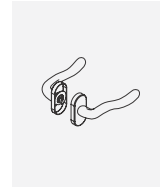
2016 PQ



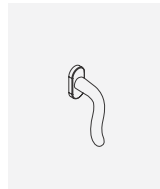
2016 PH



2016 PHR



2016 AL



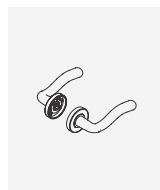
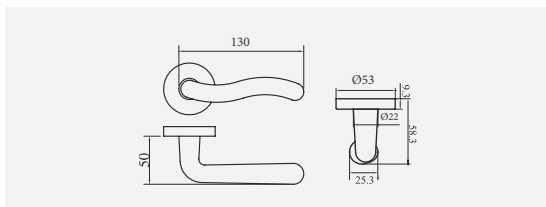
2016 JN



2017



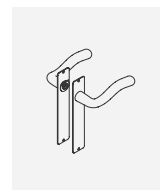
REF. 329010030321



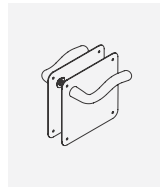
2017



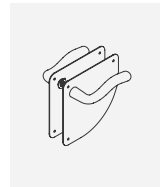
2017 PR



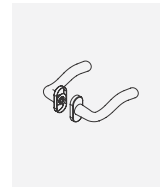
2017 PQ



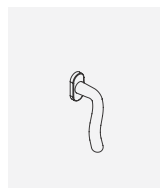
2017 PH



2017 PHR



2017 AL



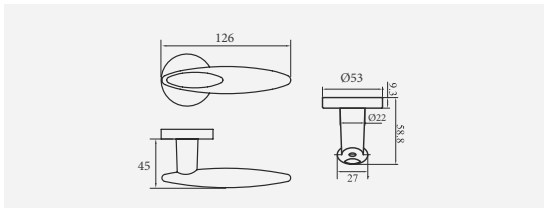
2017 JN



ROMA



REF. 329010030322



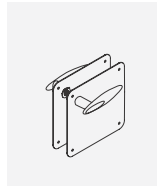
ROMA



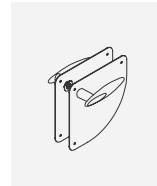
ROMA PR



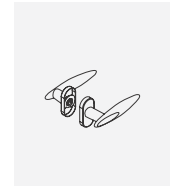
ROMA PQ



ROMA PH



ROMA PHR



ROMA AL



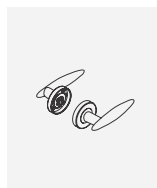
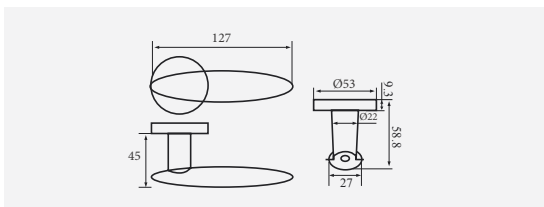
ROMA JN



2019



REF. 329010030323



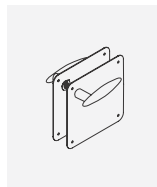
2019



2019 PR



2019 PQ



2019 PH



2019 PHR



2019 AL



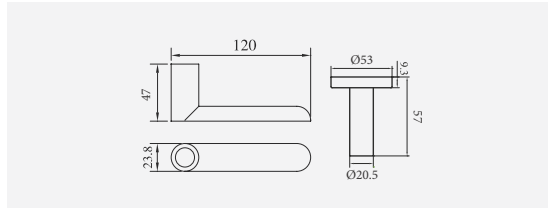
2019 JN



2020



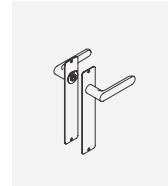
REF. 329010030324



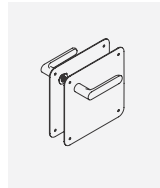
2020



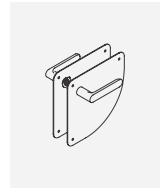
2020 PR



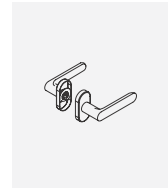
2020 PQ



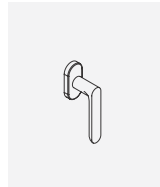
2020 PH



2020 PHR



2020 AL



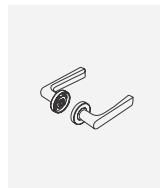
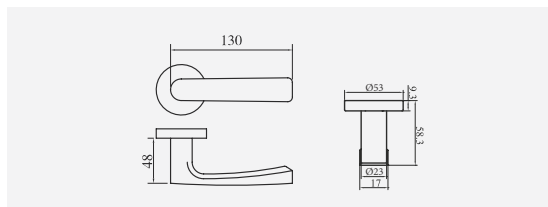
2020 JN



2021



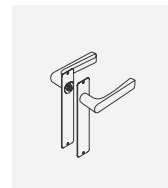
REF. 329010030325



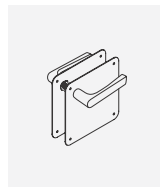
2021



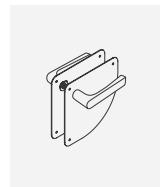
2021 PR



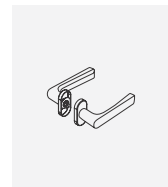
2021 PQ



2021 PH



2021 PHR



2021 AL



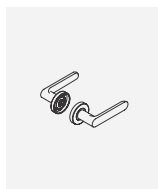
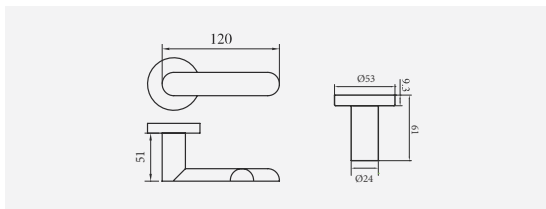
2021 JN



2022



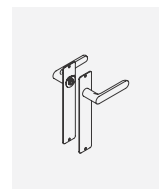
REF. 329010030326



2022



2022 PR



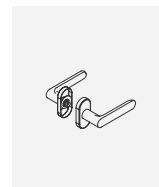
2022 PQ



2022 PH



2022 PHR



2022 AL



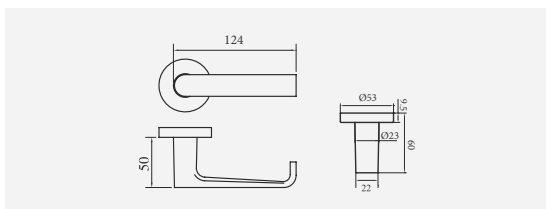
2022 JN



2023



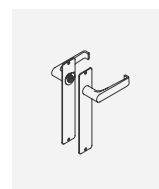
REF. 329010030327



2023



2023 PR



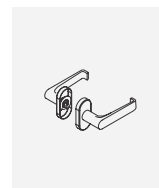
2023 PQ



2023 PH



2023 PHR



2023 AL



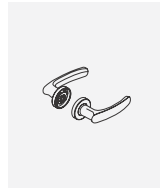
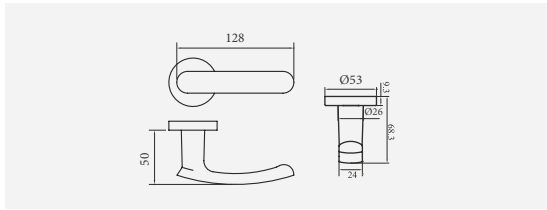
2023 JN



2024



REF. 329010030328



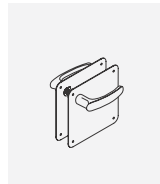
2024



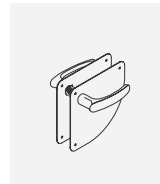
2024 PR



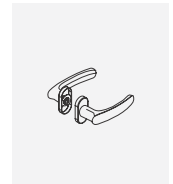
2024 PQ



2024 PH



2024 PHR



2024 AL



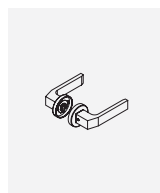
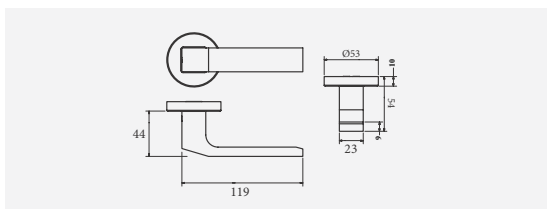
2024 JN



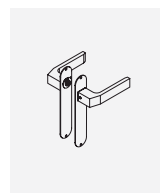
2025



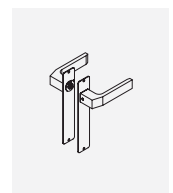
REF. 329010030331



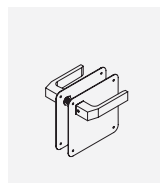
2025



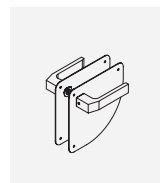
2025 PR



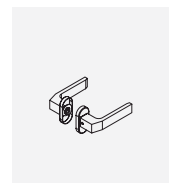
2025 PQ



2025 PH



2025 PHR



2025 AL



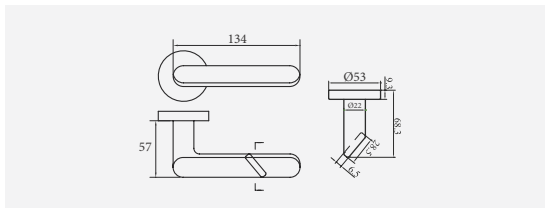
2025 JN



PICASSO



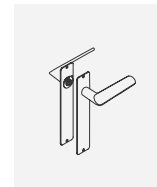
REF. 329010030329



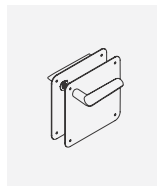
PICASSO



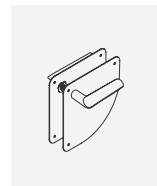
PICASSO PR



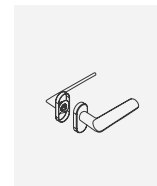
PICASSO PQ



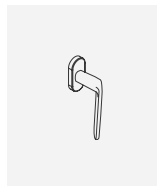
PICASSO PH



PICASSO PHR



PICASSO AL




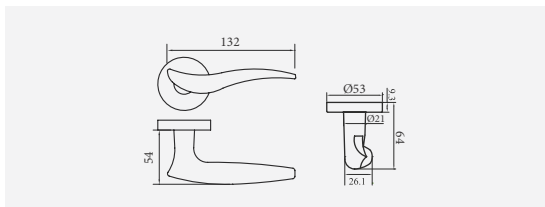
PICASSO JN



CAIRO



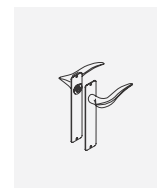
REF. 329010030330



CAIRO



CAIRO PR



CAIRO PQ



CAIRO PH



CAIRO PHR



CAIRO AL



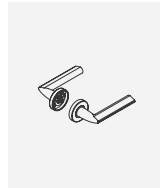
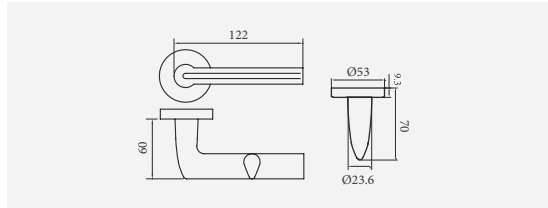
CAIRO JN



2028



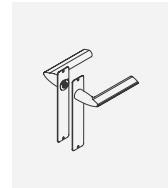
REF. 329010030332



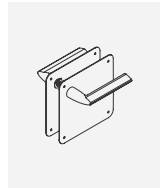
2028



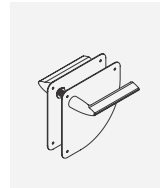
2028 PR



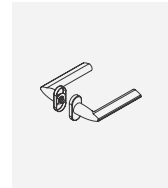
2028 PQ



2028 PH



2028 PHR



2028 AL



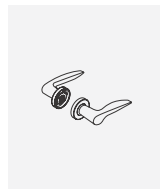
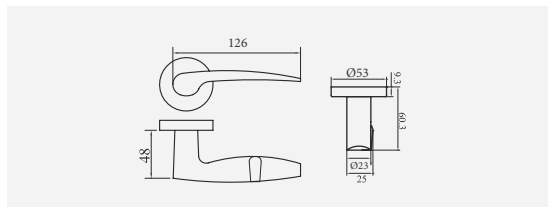
2028 JN



2029



REF. 329010030333



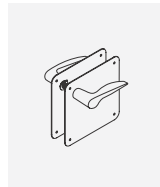
2029



2029 PR



2029 PQ



2029 PH



2029 PHR



2029 AL



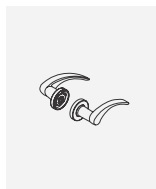
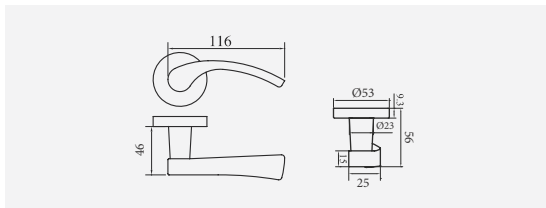
2029 JN



2030



REF. 329010030334



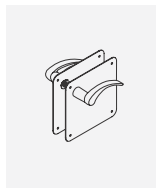
2030



2030 PR



2030 PQ



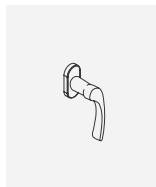
2030 PH



2030 PHR



2030 AL



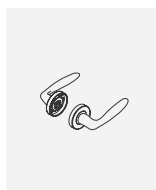
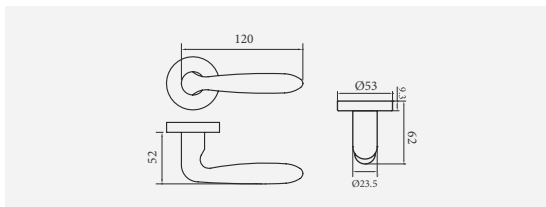
2030 JN



2031



REF. 329010030335



2031



2031 PR



2031 PQ



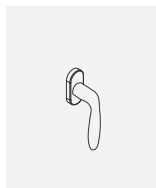
2031 PH




2031 PHR



2031 AL



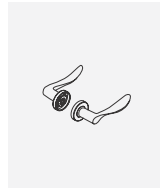
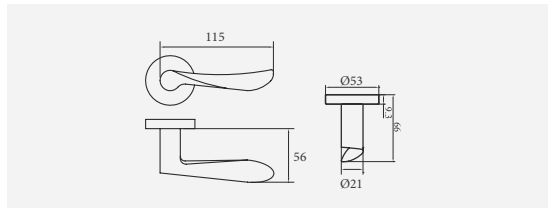
2031 JN



2032



REF. 329010030336



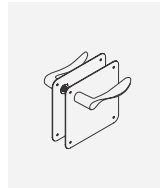
2032



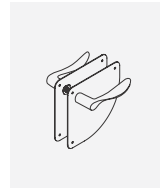
2032 PR



2032 PQ



2032 PH



2032 PHR



2032 AL



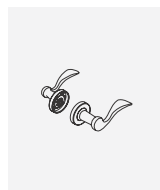
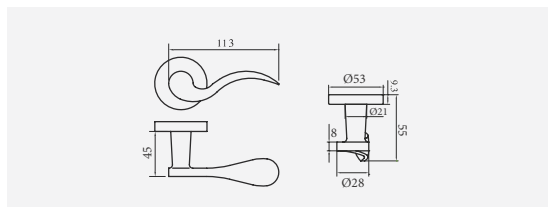
2032 JN



2033



REF. 329010030337



2033



2033 PR



2033 PQ



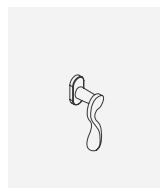
2033 PH



2033 PHR



2033 AL



2033 JN

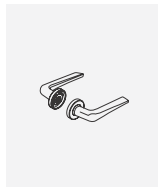
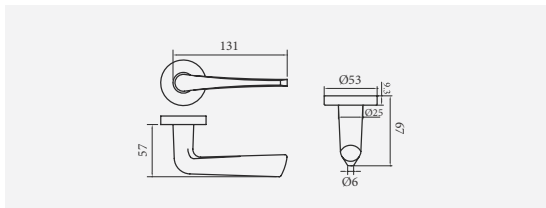


P
3

2034



REF. 329010030338



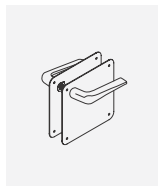
2034



2034 PR



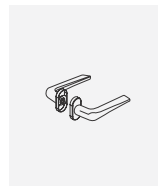
2034 PQ



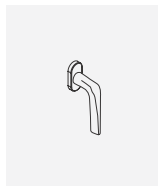
2034 PH



2034 PHR



2034 AL




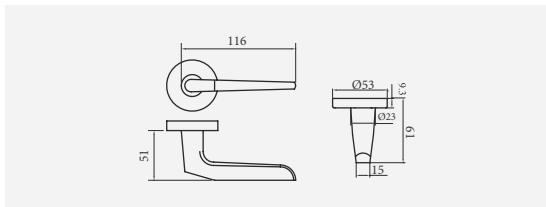
2034 JN



2035



REF. 329010030339



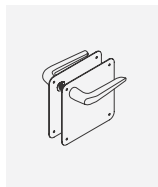
2035



2035 PR



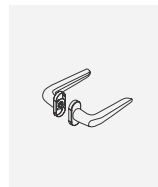
2035 PQ



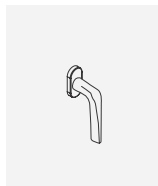
2035 PH



2035 PHR



2035 AL



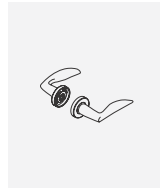
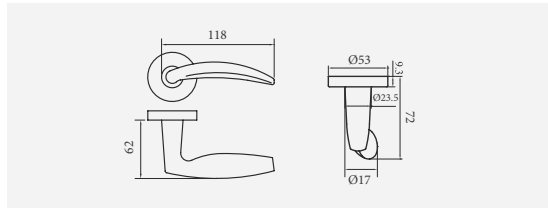
2035 JN



2036



REF. 329010030340



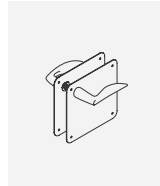
2036



2036 PR



2036 PQ



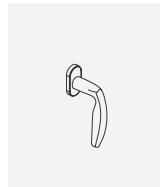
2036 PH



2036 PHR



2036 AL



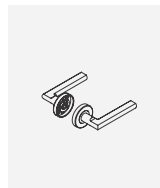
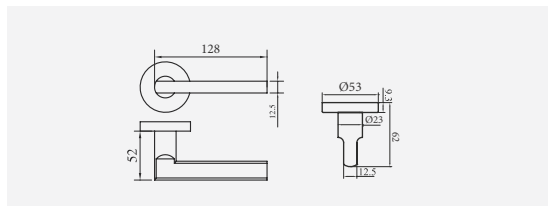
2036 JN



2037



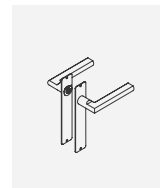
REF. 329010030341



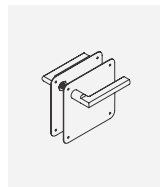
2037



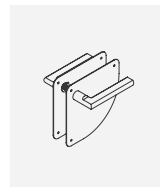
2037 PR



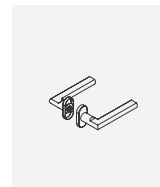
2037 PQ



2037 PH



2037 PHR



2037 AL



2037 JN

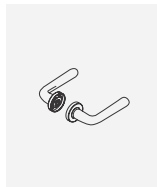
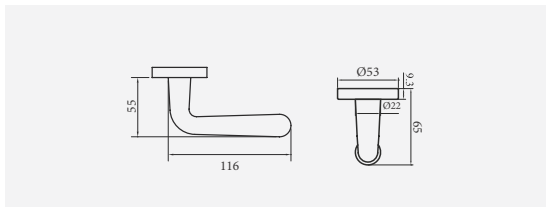


P
3

2038



REF. 329010030342



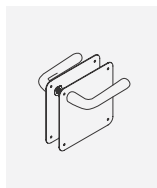
2038



2038 PR



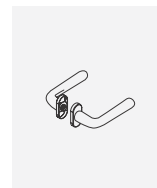
2038 PQ



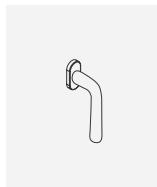
2038 PH



2038 PHR



2038 AL




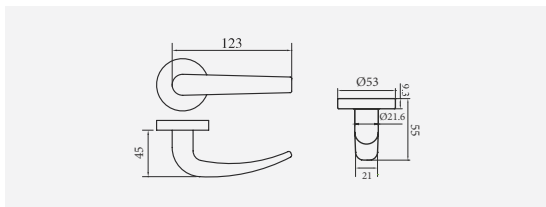
2038 JN



2039



REF. 329010030343



2039



2039 PR



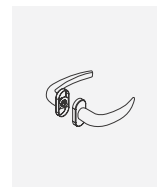
2039 PQ



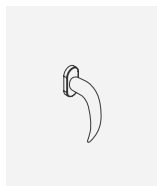
2039 PH



2039 PHR



2039 AL



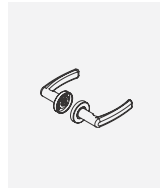
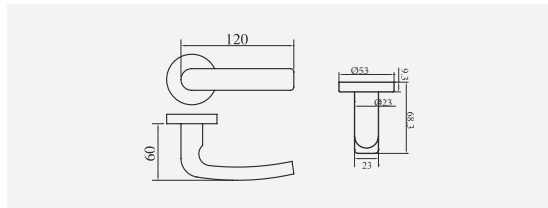
2039 JN



2040



REF. 329010030344



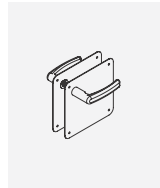
2040



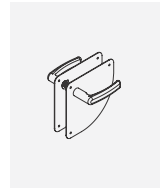
2040 PR



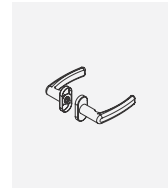
2040 PQ



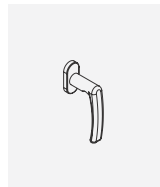
2040 PH



2040 PHR



2040 AL



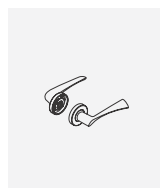
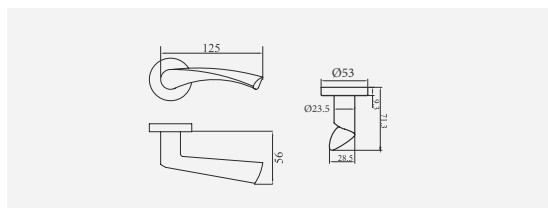
2040 JN



2041



REF. 329010030345



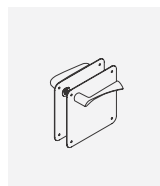
2041



2041 PR



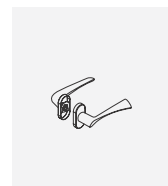
2041 PQ



2041 PH



2041 PHR



2041 AL



2041 JN

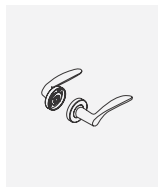
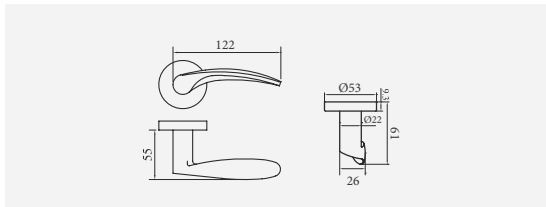


P
3

2042



REF. 329010030346



2042



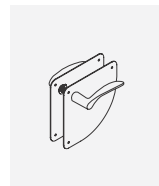
2042 PR



2042 PQ



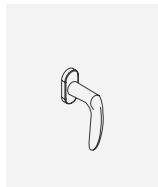
2042 PH



2042 PHR



2042 AL



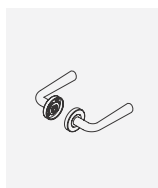
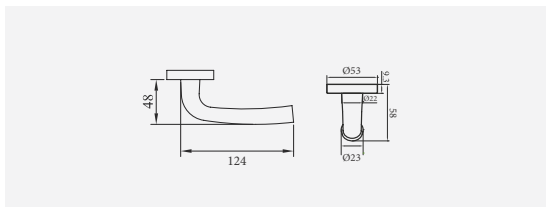
2042 JN



2043



REF. 329010030347



2043



2043 PR



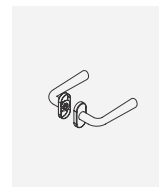
2043 PQ



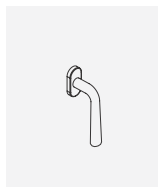
2043 PH



2043 PHR



2043 AL



2043 JN



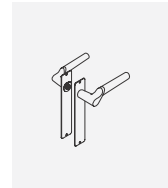
2044



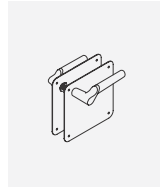
2044



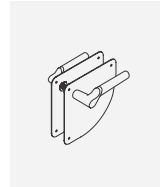
2044 PR



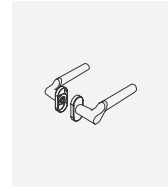
2044 PQ



2044 PH

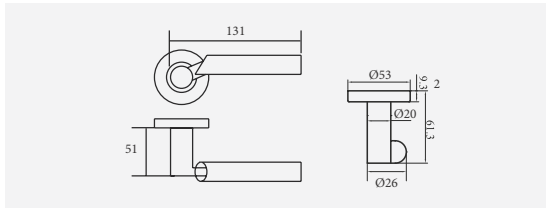


2044 PHR




2044 AL

REF. 329010030348



2044 JN



2217



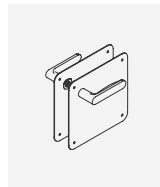
2217



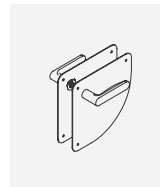
2217 PR



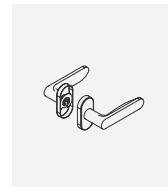
2217 PQ



2217 PH

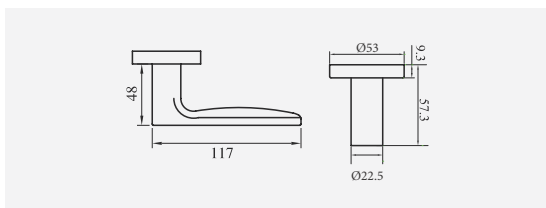


2217 PHR



2217 AL

REF. 329010030381



2217 JN



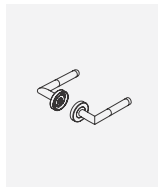
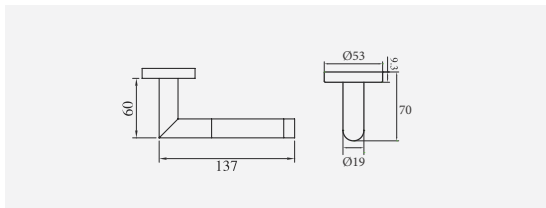
2222 A



REF. 329010030349

Mogno
Mahogany
Acajou
Sapelly

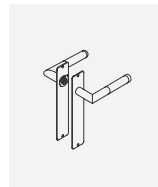
Limitado ao stock existente.
Limited to the available stock.
limite des stocks disponibles.
Limitado al stock existente.



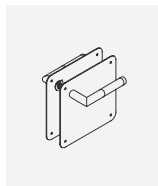
2222A



2222A PR



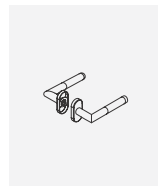
2222A PQ



2222A PH



2222A PHR



2222A AL



2222A JN



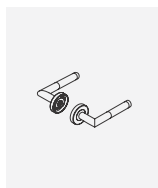
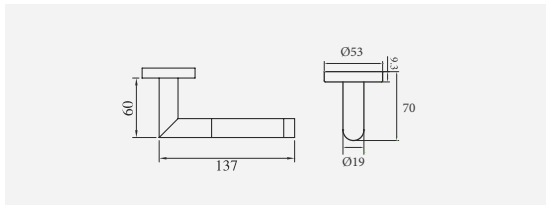
2222 B



REF. 329010030350

Faia
Beech
Hêtre
Haya

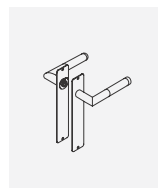
Limitado ao stock existente.
Limited to the available stock.
limite des stocks disponibles.
Limitado al stock existente.



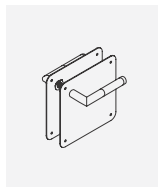
2222B



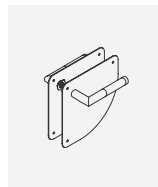
2222B PR



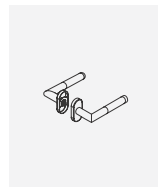
2222B PQ



2222B PH



2222B PHR



2222B AL



2222B JN



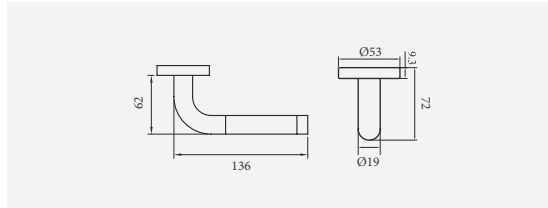
2223 A



REF. 329010030351

Mogno
Mahogany
Acajou
Sapelly

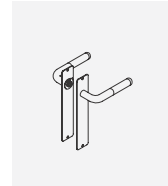
Limitado ao stock existente.
Limited to the available stock.
limite des stocks disponibles.
Limitado al stock existente.



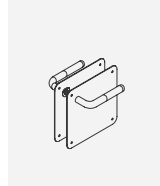
2223A



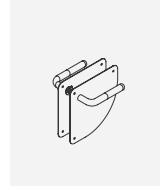
2223A PR



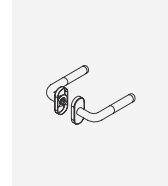
2223A PQ



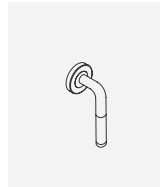
2223A PH



2223A PHR



2223A AL



2223A JN



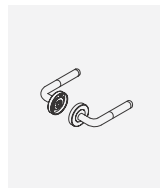
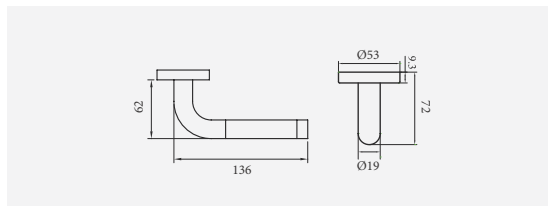
2223 B



REF. 329010030352

Faia
Beech
Hêtre
Haya

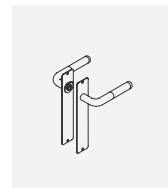
Limitado ao stock existente.
Limited to the available stock.
limite des stocks disponibles.
Limitado al stock existente.



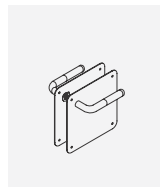
2223B



2223B PR



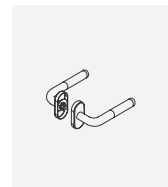
2223B PQ



2223B PH



2223B PHR



2223B AL



2223B JN



Puxadores Linha Excellence

Door Handles Excellence Line / Poignées Ligne Excellence / Griffe Linie Excellence / Manillas de Puerta Línea Excellence

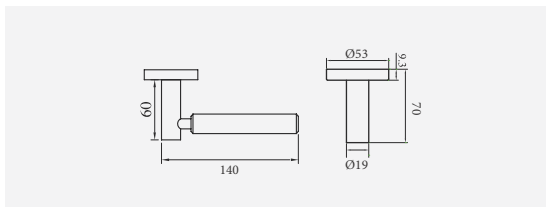
2224 A



REF. 329010030353

Mogno
Mahogany
Acajou
Sapelly

Limitado ao stock existente.
Limited to the available stock.
limite des stocks disponibles.
Limitado al stock existente.



2224A



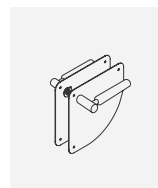
2224A PR



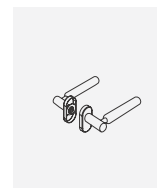
2224A PQ



2224A PH



2224A PHR



2224A AL



2224A JN



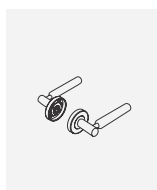
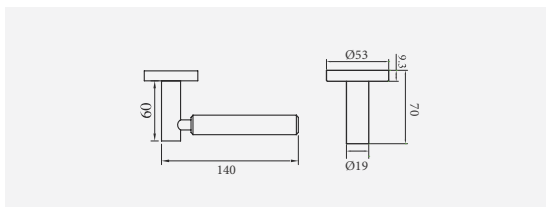
2224 B



REF. 329010030354

Faia
Beech
Hêtre
Haya

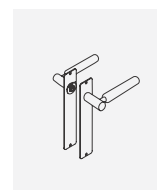
Limitado ao stock existente.
Limited to the available stock.
limite des stocks disponibles.
Limitado al stock existente.



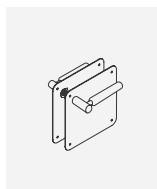
2224B



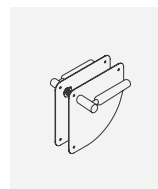
2224B PR



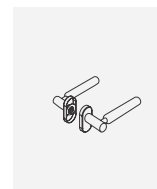
2224B PQ



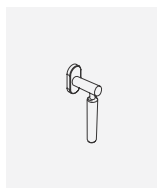
2224B PH



2224B PHR



2224B AL



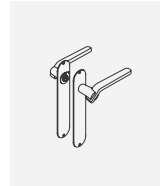
2224B JN



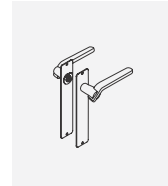
2555



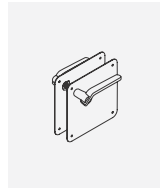
2555



2555 PR



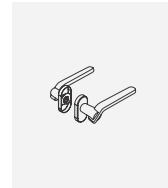
2555 PQ



2555 PH

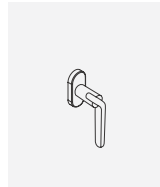
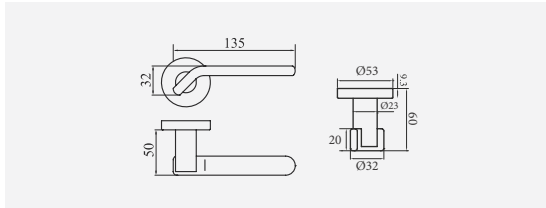


2555 PHR



2555 AL

REF. 329010030355



2555 JN



2001



2003

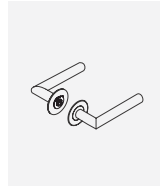
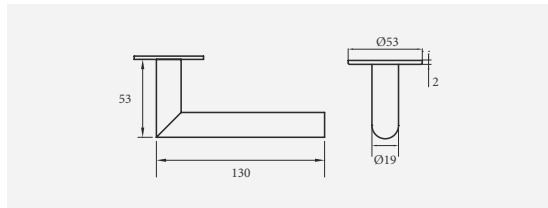
P
3



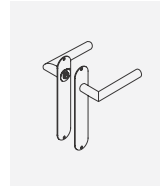
L-GUIMARÃES



REF. 329010030531



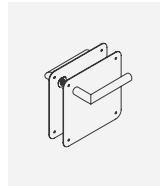
L-GUIMARÃES



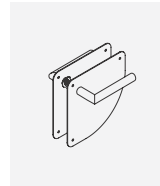
L-GUIMARÃES PR



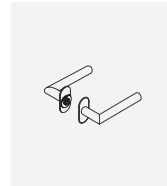
L-GUIMARÃES PQ



L-GUIMARÃES PH




L-GUIMARÃES PHR



L-GUIMARÃES AL



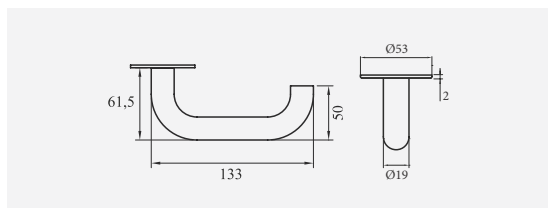
L-GUIMARÃES JN



L-ALBUFEIRA



REF. 329010030534



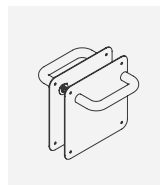
L-ALBUFEIRA



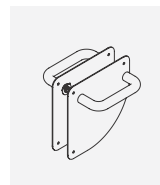
L-ALBUFEIRA PR



L-ALBUFEIRA PQ



L-ALBUFEIRA PH



L-ALBUFEIRA PHR



L-ALBUFEIRA AL



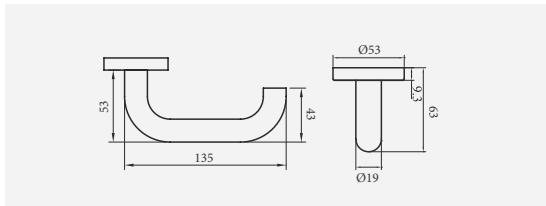
L-ALBUFEIRA JN



ALBUFEIRA



REF. 329010030369



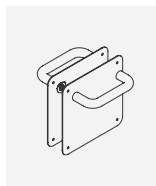
ALBUFEIRA



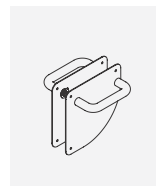
ALBUFEIRA PR



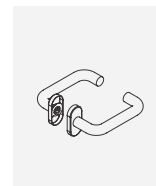
ALBUFEIRA PQ



ALBUFEIRA PH



ALBUFEIRA PHR



ALBUFEIRA AL



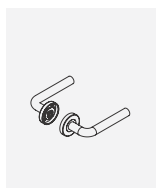
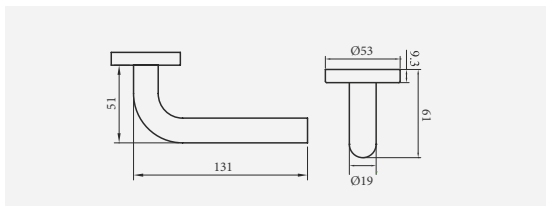
ALBUFEIRA JN



BRAGA



REF. 329010030273



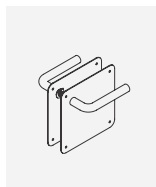
BRAGA



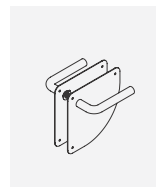
BRAGA PR



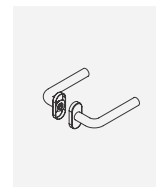
BRAGA PQ



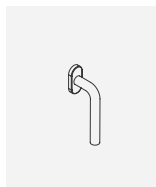
BRAGA PH



BRAGA PHR



BRAGA AL



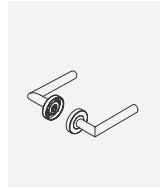
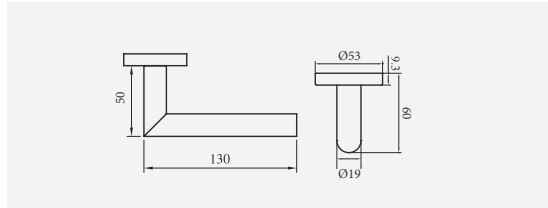
BRAGA JN



GUIMARÃES



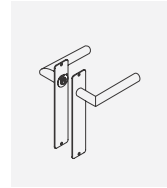
REF. 329010030274



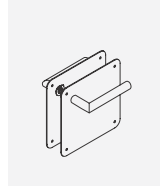
GUIMARÃES



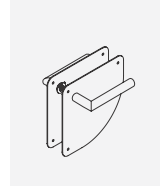
GUIMARÃES PR



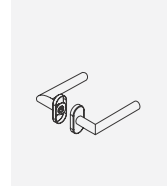
GUIMARÃES PQ



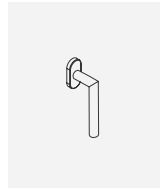
GUIMARÃES PH



GUIMARÃES PHR



GUIMARÃES AL



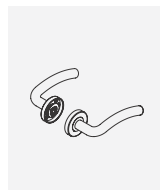
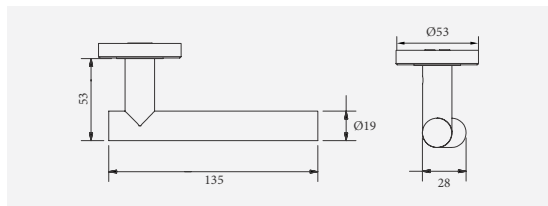
GUIMARÃES JN



AÇORES



REF. 329010030372



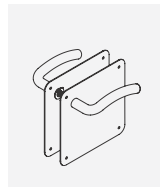
AÇORES



AÇORES PR



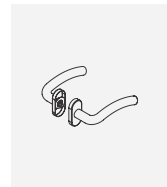
AÇORES PQ



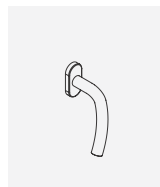
AÇORES PH



AÇORES PHR



AÇORES AL



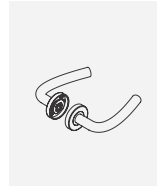
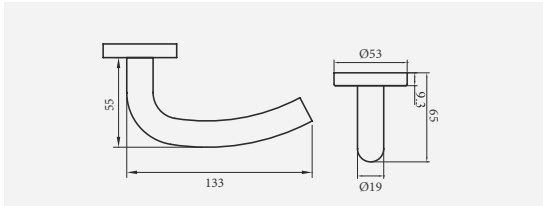
AÇORES JN



AVEIRO



REF. 329010030374



AVEIRO



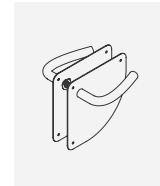
AVEIRO PR



AVEIRO PQ



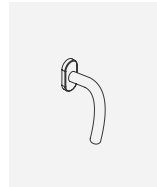
AVEIRO PH



AVEIRO PHR



AVEIRO AL



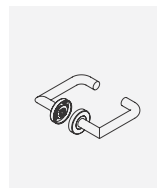
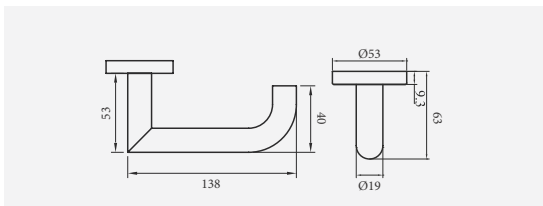
AVEIRO JN



ÉVORA



REF. 329010030375



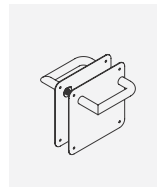
ÉVORA



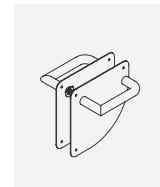
ÉVORA PR



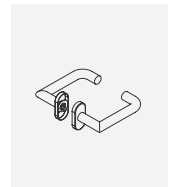
ÉVORA PQ



ÉVORA PH



ÉVORA PHR



ÉVORA AL



ÉVORA JN



MADEIRA



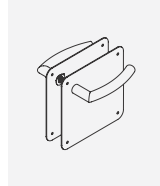
MADEIRA



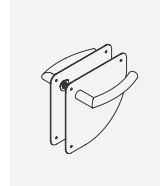
MADEIRA PR



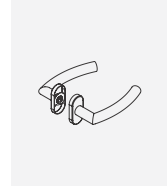
MADEIRA PQ



MADEIRA PH



MADEIRA PHR

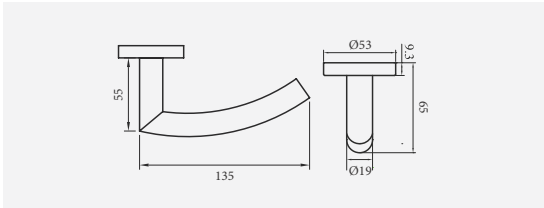



MADEIRA AL

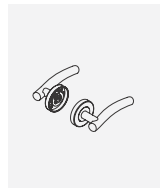
REF. 329010030270



MADEIRA JN



FÁTIMA



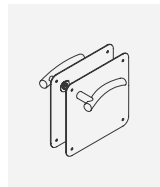
FÁTIMA



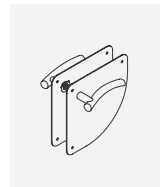
FÁTIMA PR



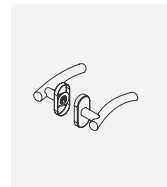
FÁTIMA PQ



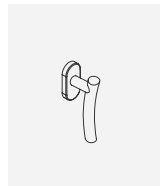
FÁTIMA PH



FÁTIMA PHR



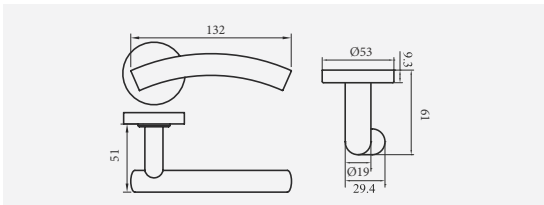
FÁTIMA AL



FÁTIMA JN



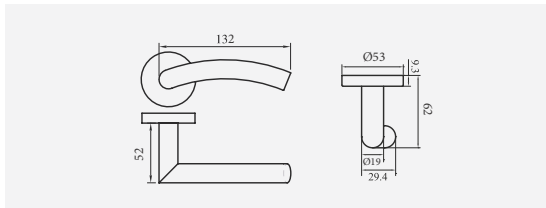
REF. 329010030269



2210



REF. 329010030376



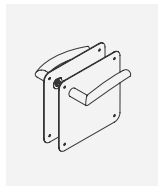
2210



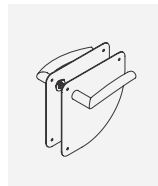
2210 PR



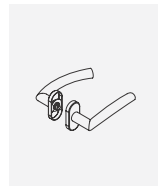
2210 PQ



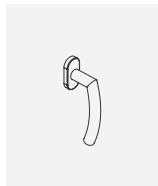
2210 PH



2210 PHR



2210 AL



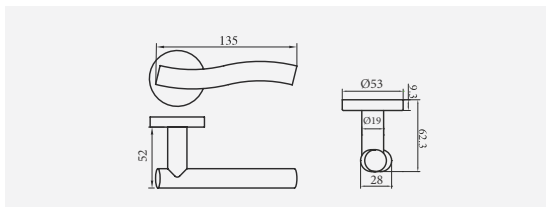
2210 JN



2212



REF. 329010030377



2212



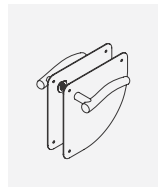
2212 PR



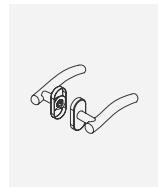
2212 PQ



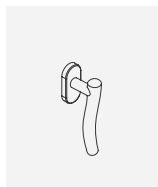
2212 PH



2212 PHR



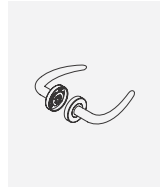
2212 AL



2212 JN



2213



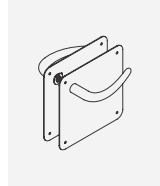
2213



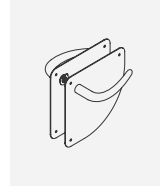
2213 PR



2213 PQ



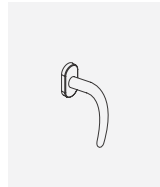
2213 PH



2213 PHR



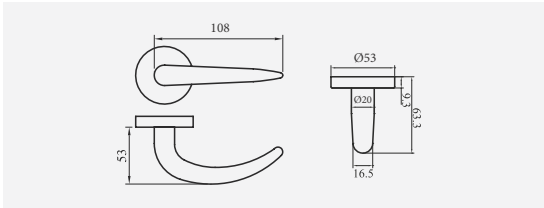
2213 AL



2213 JN



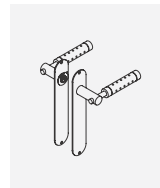
REF. 329010030378



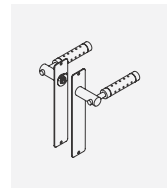
COIMBRA



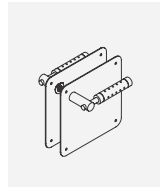
COIMBRA



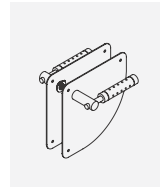
COIMBRA PR



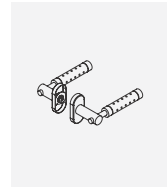
COIMBRA PQ



COIMBRA PH



COIMBRA PHR



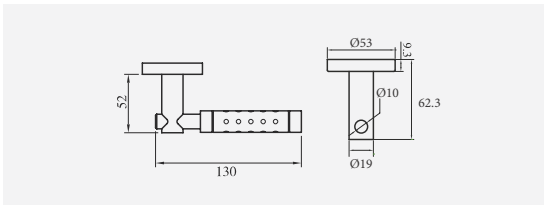
COIMBRA AL



COIMBRA JN



REF. 329010030379

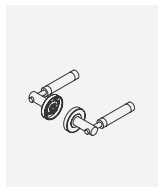
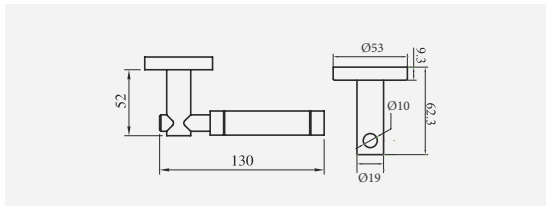


P
4

PORTO



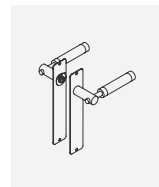
REF. 329010030380



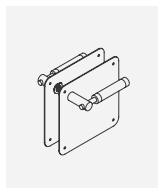
PORTO



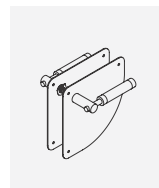
PORTO PR



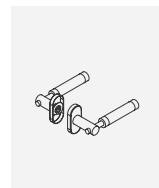
PORTO PQ



PORTO PH



PORTO PHR



PORTO AL



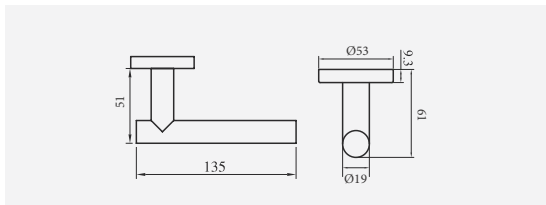
PORTO JN



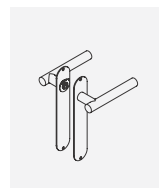
LISBOA



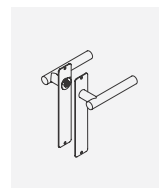
REF. 329010030382



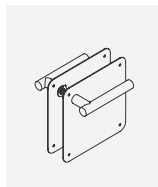
LISBOA



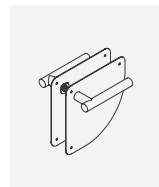
LISBOA PR



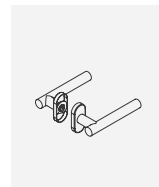
LISBOA PQ



LISBOA PH



LISBOA PHR



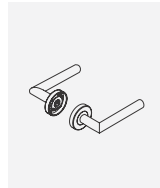
LISBOA AL



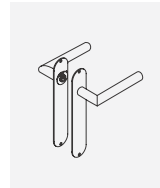
LISBOA JN



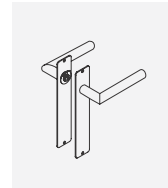
2221



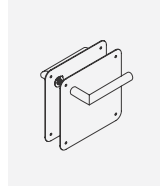
2221



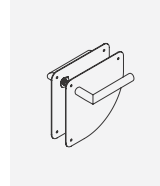
2221 PR



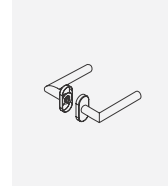
2221 PQ



2221 PH

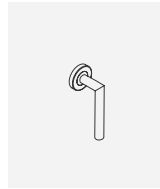
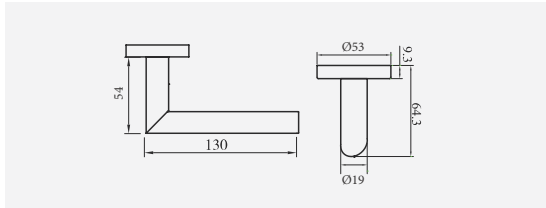


2221 PHR



2221 AL

REF. 329010030383



2221 JN



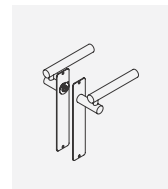
2225



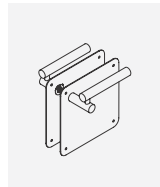
2225



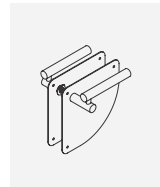
2225 PR



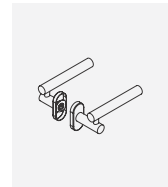
2225 PQ



2225 PH

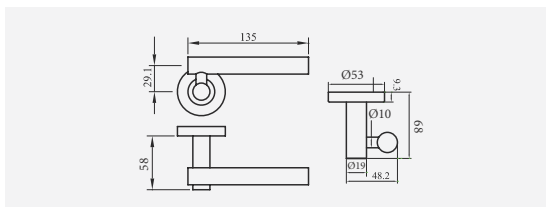


2225 PHR



2225 AL

REF. 329010030384



2225 JN

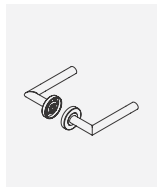
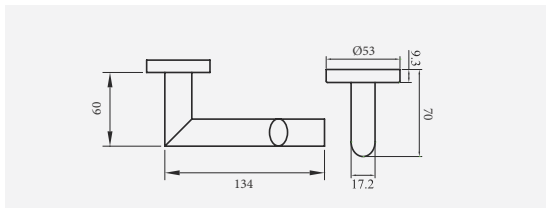


P
4

2226



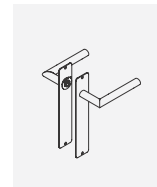
REF. 329010030385



2226



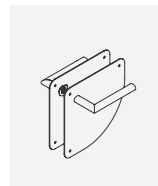
2226 PR



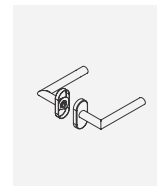
2226 PQ



2226 PH



2226 PHR



2226 AL



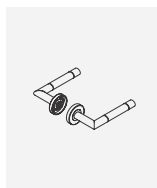
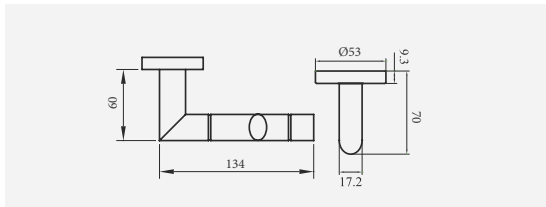
2226 JN



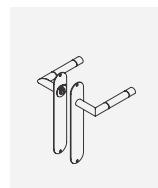
2227



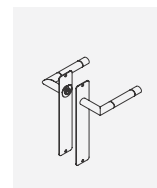
REF. 329010030386



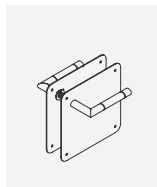
2227



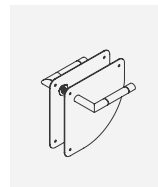
2227 PR



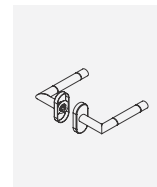
2227 PQ



2227 PH



2227 PHR



2227 AL



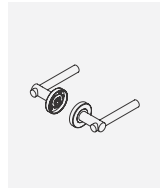
2227 JN



2228



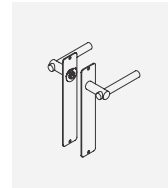
REF. 329010030387



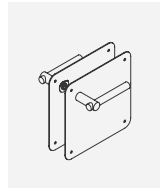
2228



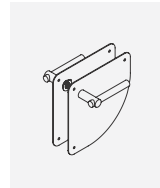
2228 PR



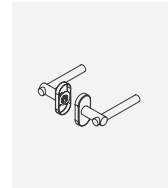
2228 PQ



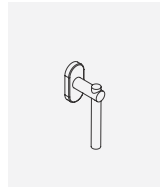
2228 PH



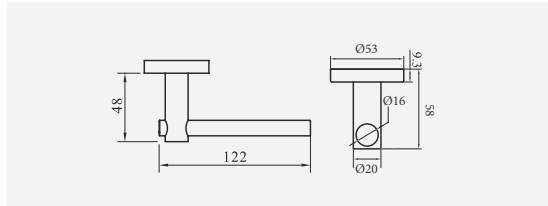
2228 PHR



2228 AL



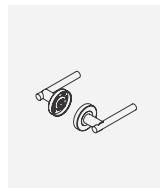
2228 JN



2229



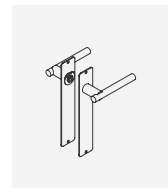
REF. 329010030388



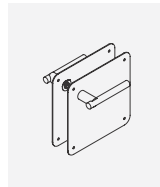
2229



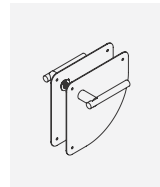
2229 PR



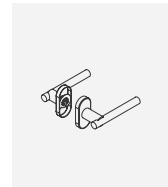
2229 PQ



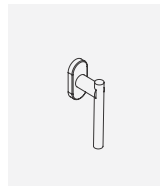
2229 PH



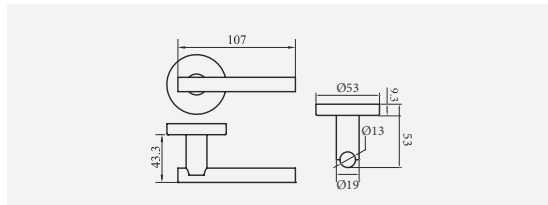
2229 PHR



2229 AL



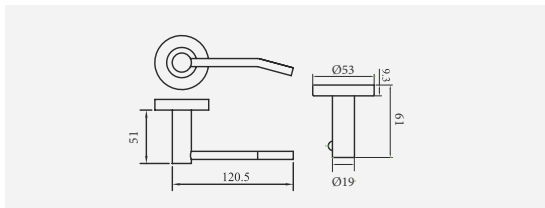
2229 JN



2004/2509



REF. 329010030389



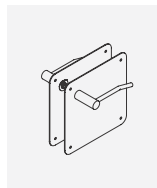
2004/2509



2004/2509 PR



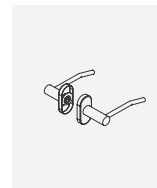
2004/2509 PQ



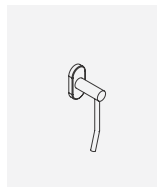
2004/2509 PH



2004/2509 PHR



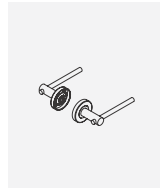
2004/2509 AL



2004/2509 JN



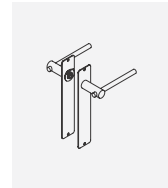
2003/2510



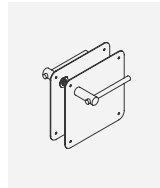
2003/2510



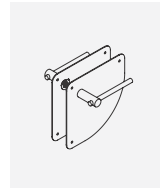
2003/2510 PR



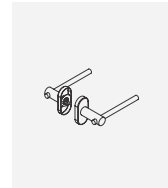
2003/2510 PQ



2003/2510 PH

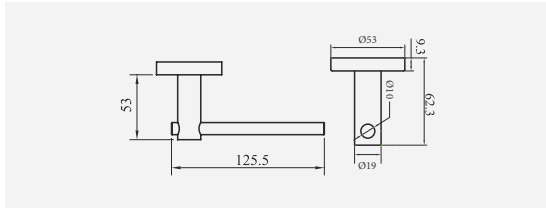


2003/2510 PHR



2003/2510 AL

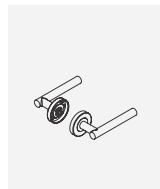
REF. 329010030390



2003/2510 JN



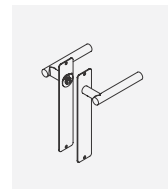
2005L



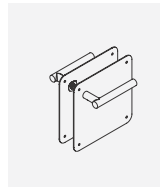
2005L



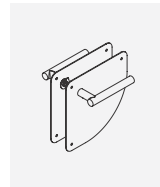
2005L PR



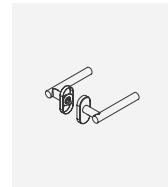
2005L PQ



2005L PH

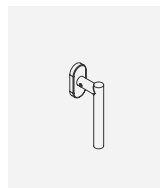
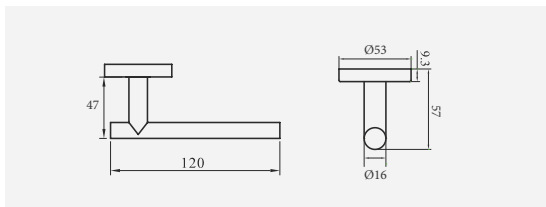


2005L PHR




2005L AL

REF. 329010030413



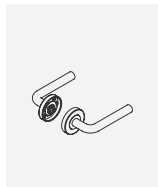
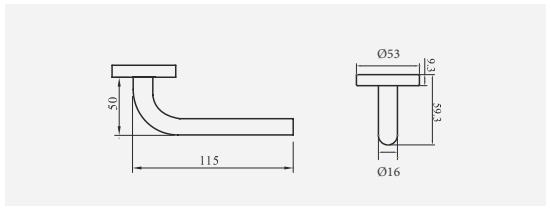
2005L JN



2006B



REF. 329010030414



2006B



2006B PR



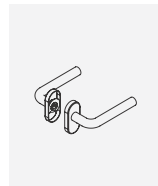
2006B PQ



2006B PH



2006B PHR



2006B AL



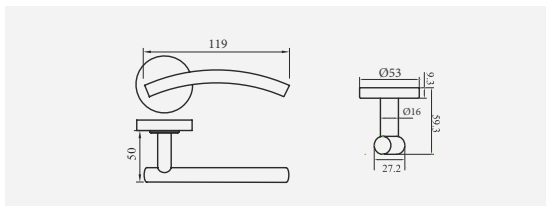
2006B JN



2007F



REF. 329010030415



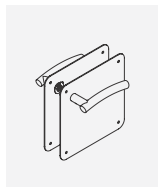
2007F



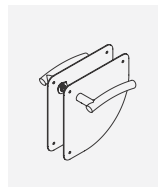
2007F PR



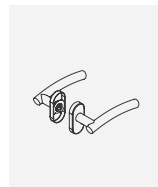
2007F PQ



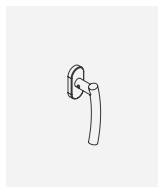
2007F PH



2007F PHR



2007F AL



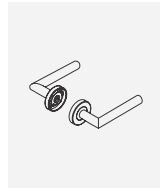
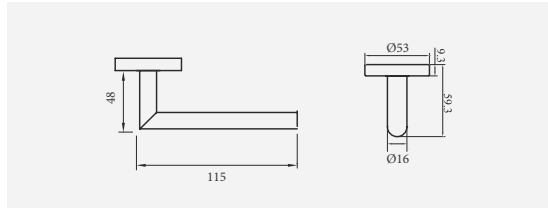
2007F JN



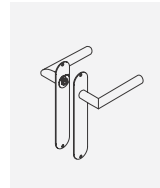
2008 G



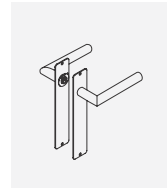
REF. 329010030416



2008G



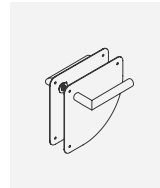
2008G PR



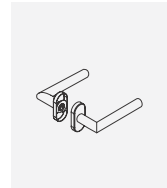
2008G PQ



2008G PH



2008G PHR



2008G AL



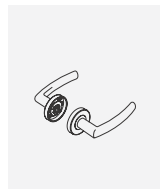
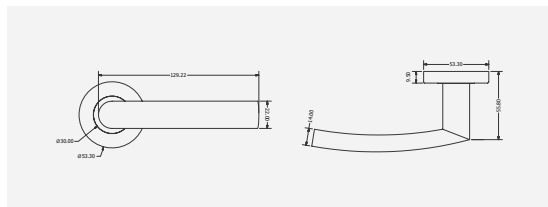
2008G JN



IBIZA



REF. 329010030604



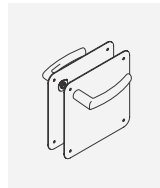
IBIZA



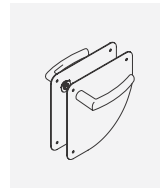
IBIZA PR



IBIZA PQ



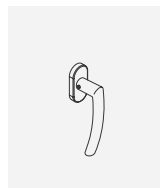
IBIZA PH



IBIZA PHR



IBIZA AL



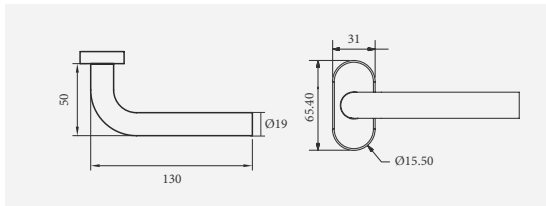
IBIZA JN



3001B



REF. 329010030417



3001B



3001B PR



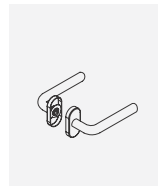
3001B PQ



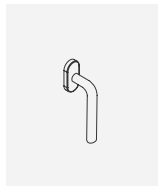
3001B PH



3001B PHR



3001B AL



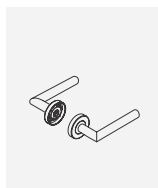
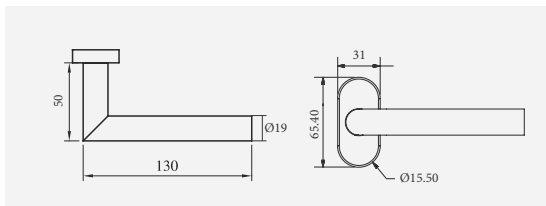
3001B JN



3002G



REF. 329010030418



3002G



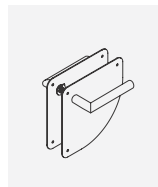
3002G PR



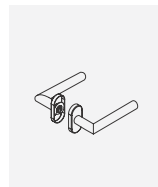
3002G PQ



3002G PH



3002G PHR



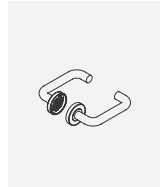
3002G AL



3002G JN



3003A



3003A



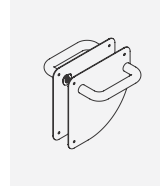
3003A PR



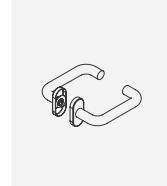
3003A PQ



3003A PH

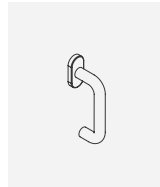
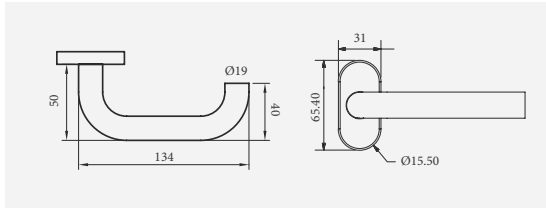


3003A PHR



3003A AL

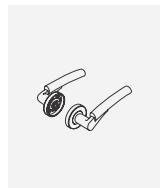
REF. 329010030419



3003A JN



3006 BELÉM



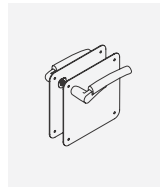
3006 BELÉM



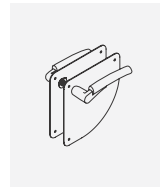
3006 BELÉM PR



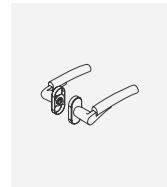
3006 BELÉM PQ



3006 BELÉM PH

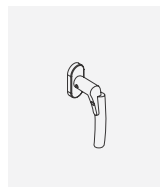
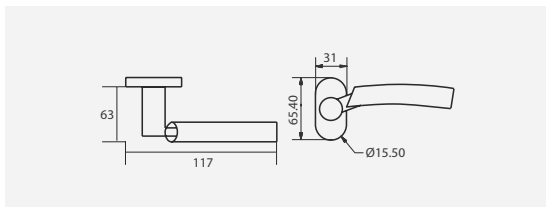


3006 BELÉM PHR



3006 BELÉM AL

REF. 329010030444



3006 BELÉM JN

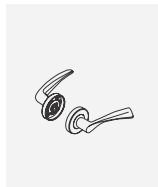
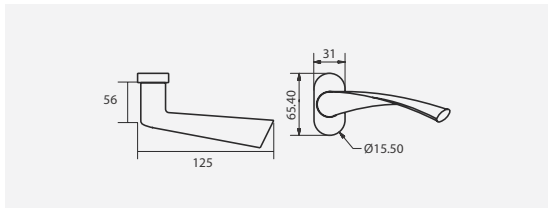


P
4

3007/2041



REF. 329010030445



3007/2041



3007/2041 PR



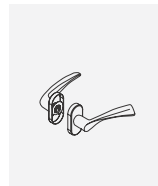
3007/2041 PQ



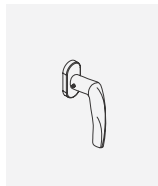
3007/2041 PH



3007/2041 PHR



3007/2041 AL



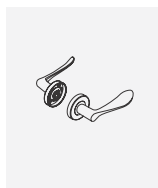
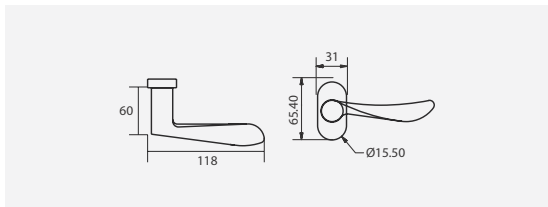
3007/2041 JN



3008/2032



REF. 329010030446



3008/2032



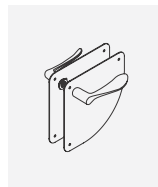
3008/2032 PR



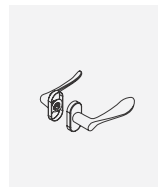
3008/2032 PQ



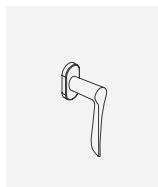
3008/2032 PH



3008/2032 PHR



3008/2032 AL



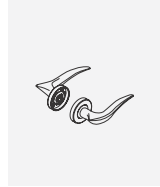
3008/2032 JN



3009 CAIRO



REF. 329010030447



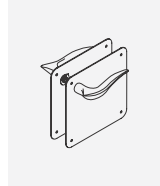
3009 CAIRO



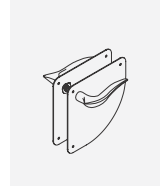
3009 CAIRO PR



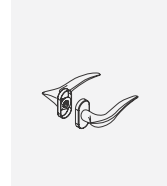
3009 CAIRO PQ



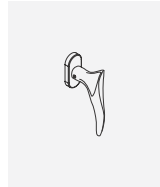
3009 CAIRO PH



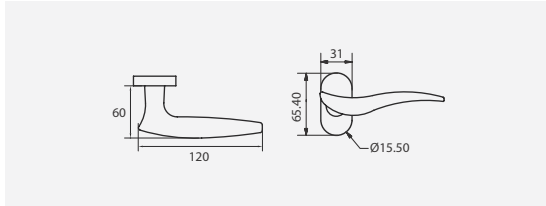
3009 CAIRO PHR



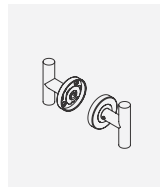
3009 CAIRO AL



3009 CAIRO JN



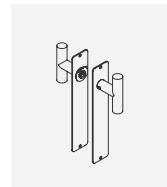
3004 T



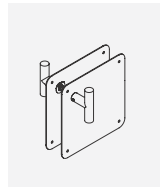
3004T



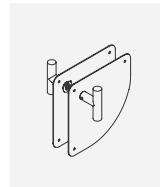
3004T PR



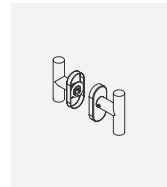
3004T PQ



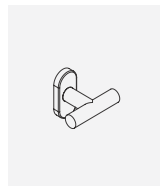
3004T PH



3004T PHR



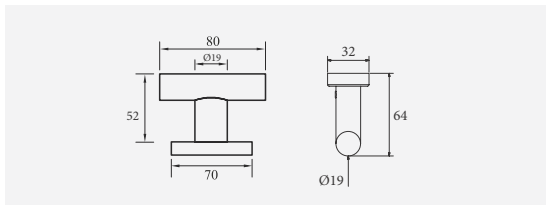
3004T AL



3004T JN



REF. 409010020004

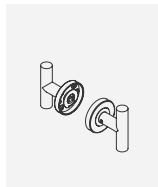
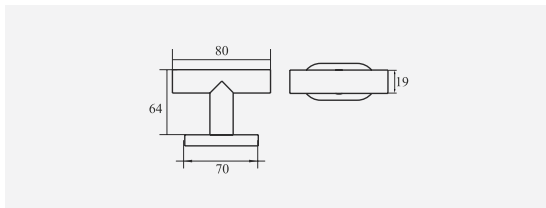


P
4

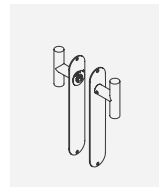
3005 T MACIÇO



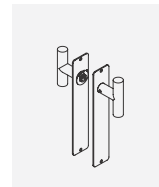
REF. 409010020005



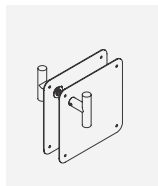
3005T MACIÇO



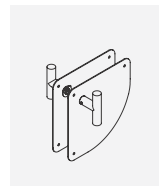
3005T MACIÇO PR



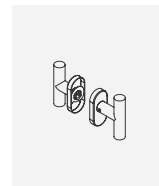
3005T MACIÇO PQ



3005T MACIÇO PH



3005T MACIÇO PHR



3005T MACIÇO AL



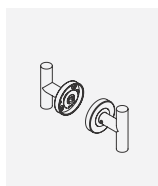
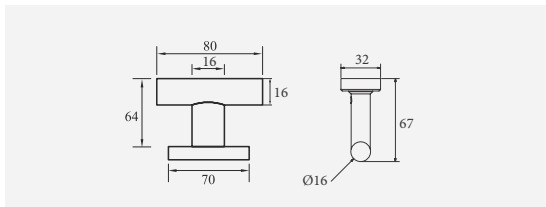
3005T MACIÇO JN



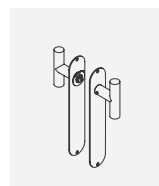
3006 T (16MM)



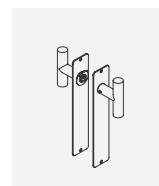
REF. 409010020007



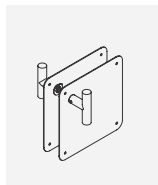
3006T 16mm



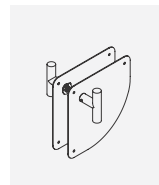
3006T 16mm PR



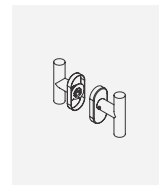
3006T 16mm PQ



3006T 16mm PH



3006T 16mm PHR



3006T 16mm AL



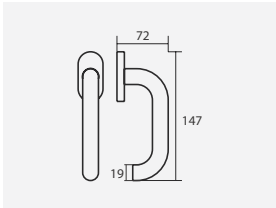
3006T 16mm JN



ALB-T



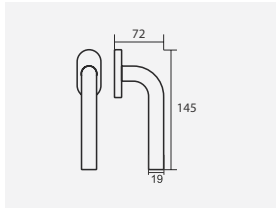
REF. 409010020001



BRG-T



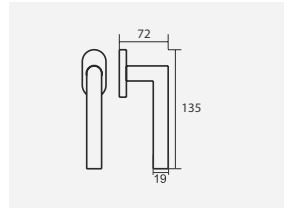
REF. 409010020002



GIM-T



REF. 409010020003



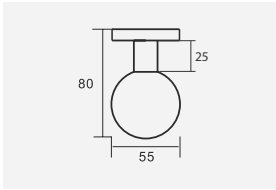


Puxadores Fixos e Rotativos / Door Knobs

D55 ROT



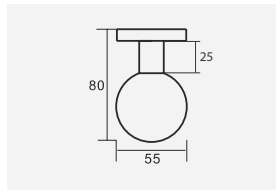
REF. 329010060001



D55 FIXO



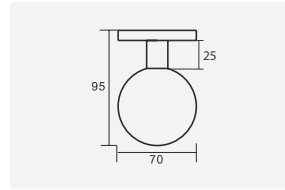
REF. 329010040002



D70 FIXO



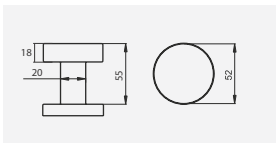
REF. 329010040001



D57x55 ROT



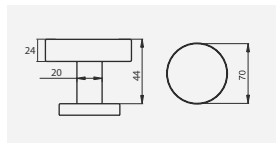
REF. 329010060003



D57x70 FIXO



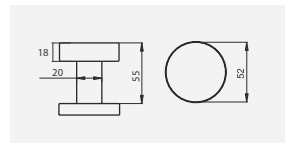
REF. 329010040004



D57x55 FIXO



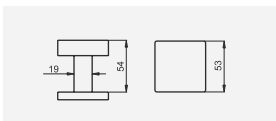
REF. 329010040005




K58x55 ROT



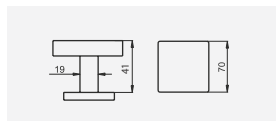
REF. 329010060004



K70 FIXO



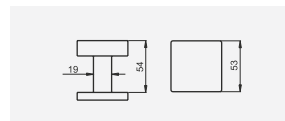
REF. 329010040007



K58x55 FIXO



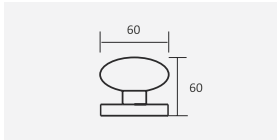
REF. 329010040006



DFR 60



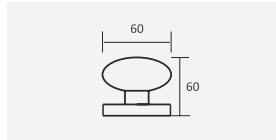
REF. 329010060010



DF 60



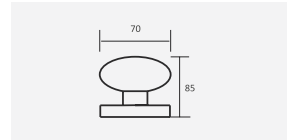
REF. 329010040014



DF 85x70



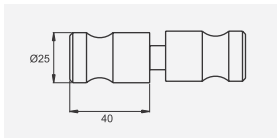
REF. 329010040015



S009



REF. 019010170005





P
6

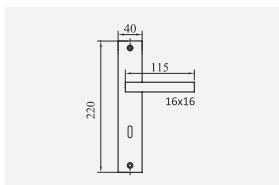
Placas / Plates

Acessórios para Puxadores / Door Handles Accessories
Accessoires pour les Poignées / Zubehör zu Griffen / Accesorios para manillas
Placas / Plates / Plaques / Plattes

K1



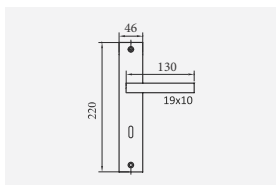
REF. 329010020141



K2



REF. 329010020143

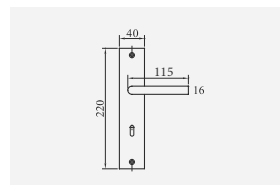


1450




OPÇÃO/OPTION 

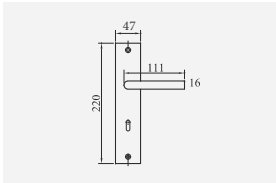
REF. 329010020019



1500




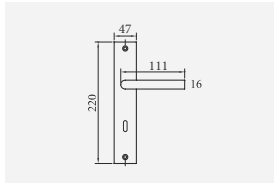
OPÇÃO/OPTION 
REF. 329010020022



1501




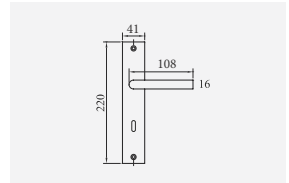
OPÇÃO/OPTION 
REF. 329010020025



1502




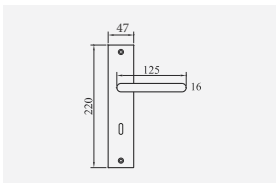
OPÇÃO/OPTION 
REF. 329010020028



1503




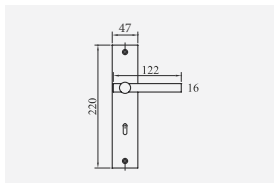
OPÇÃO/OPTION 
REF. 329010020159



1504



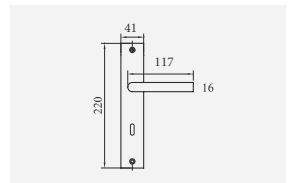
OPÇÃO/OPTION 
REF. 329010020031



1506



OPÇÃO/OPTION 
REF. 329010020032




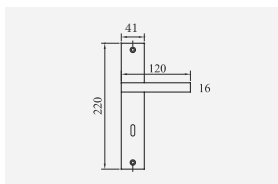
Acessórios para Puxadores / Door Handles Accessories
 Accessoires pour les Poignées / Zubehör zu Griffen / Accesorios para manillas
 Placas / Plates / Plaques / Plattes



1507




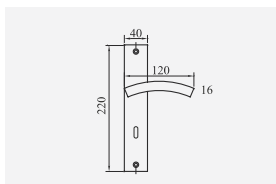
OPÇÃO/OPTION 
 REF. 329010020033



1508



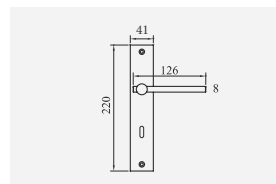
OPÇÃO/OPTION 
 REF. 329010020034



1509




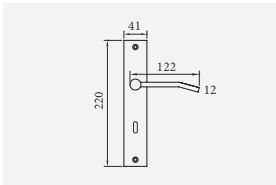
OPÇÃO/OPTION 
 REF. 329010020035



1510




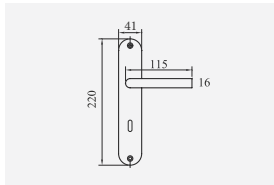
OPÇÃO/OPTION 
REF. 329010020036



1511




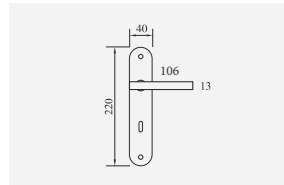
OPÇÃO/OPTION 
REF. 329010020038



1512




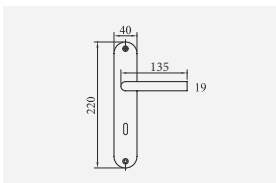
OPÇÃO/OPTION 
REF. 329010020076



1513




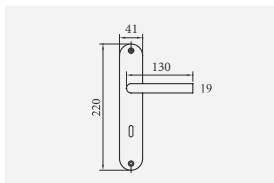
OPÇÃO/OPTION 
REF. 329010020096



1514



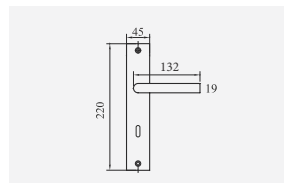
OPÇÃO/OPTION 
REF. 329010020097



1515




OPÇÃO/OPTION 
REF. 329010020110

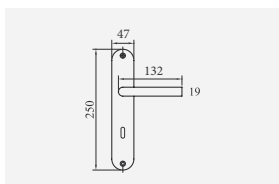




1516




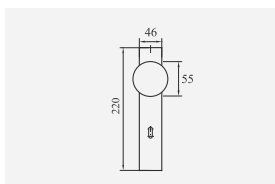
OPÇÃO/OPTION 
 REF. 329010020111



1517




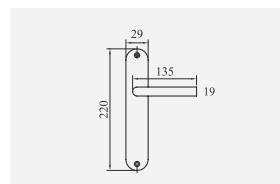
OPÇÃO/OPTION 
 REF. 329010020131



1518




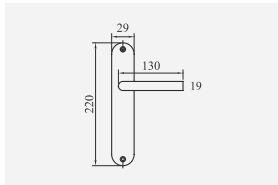
OPÇÃO/OPTION 
 REF. 329010020132



1519




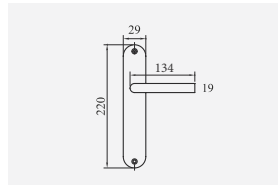
OPÇÃO/OPTION 
REF. 329010020133



1520




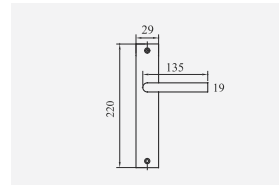
OPÇÃO/OPTION 
REF. 329010020134



1521




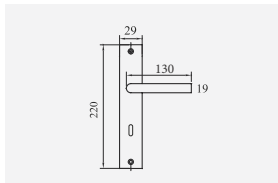
OPÇÃO/OPTION 
REF. 329010020145



1522




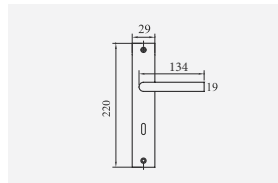
OPÇÃO/OPTION 
REF. 329010020146



1523




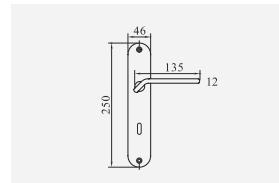
OPÇÃO/OPTION 
REF. 329010020147



1555



OPÇÃO/OPTION 
REF. 329010020079

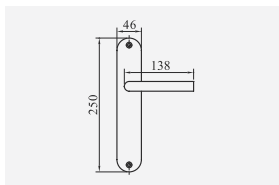


Acessórios para Puxadores / Door Handles Accessories
 Accessoires pour les Poignées / Zubehör zu Griffen / Accesorios para manillas
 Placas / Plates / Plaques / Plattes

1556



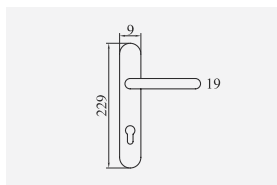
REF. 329010020151



H05-004

OPÇÃO/OPTION 

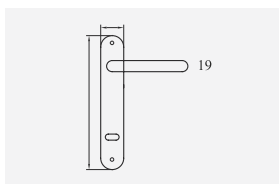
REF. 329010020127



H05-009 B



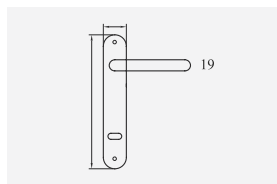
REF. 329010020099



H05-009 G



REF. 329010020101

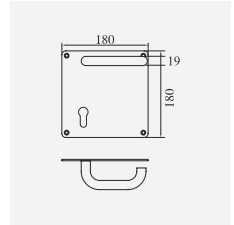
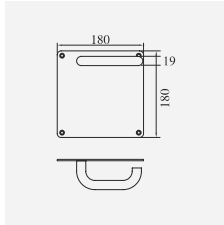


H05-005

H05-005 C/E

REF. 329010020128

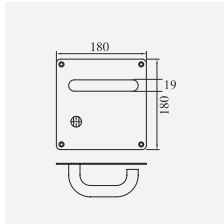
REF. 329010020136



H05-006



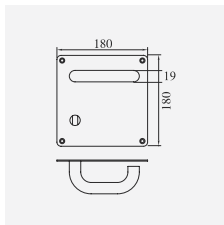
REF. 329010020129



H05-007



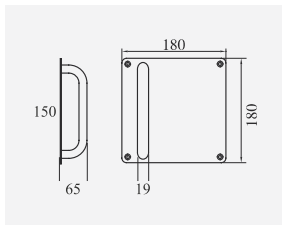
REF. 329010020130



Acessórios para Puxadores / Door Handles Accessories
Accessoires pour les Poignées / Zubehör zu Griffen / Accesorios para manillas
 Placas / Plates / Plaques / Plattes

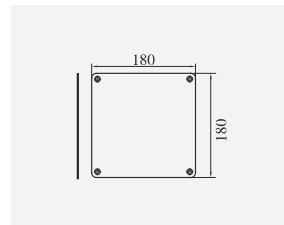
H05-010

REF. 029010020163



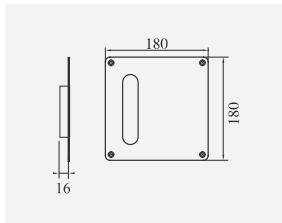
H05-011

REF. 019010040024



H05-012

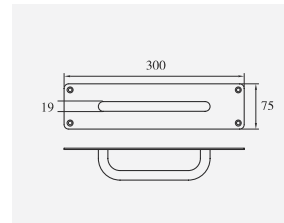
REF. 029010020168



H05-008



REF. 029010020009

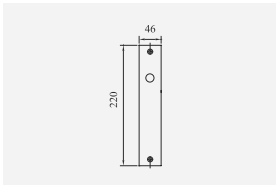


Acessórios de Puxadores
 Placas

EQ 46



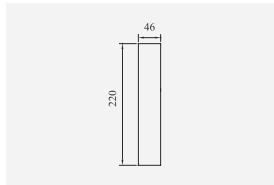
REF. 019010040016



EQ 46 SF



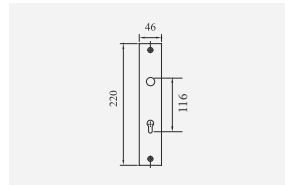
REF. 019010040026



EQ 85 46



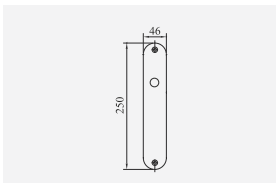
REF. 019010040017



ER 46



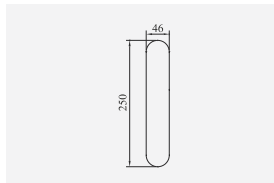
REF. 019010040018



ER 46 SF



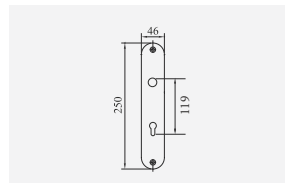
REF. 019010040028



ER 85 46



REF. 019010040019



Sinalética

Sign Plates / Signalétique
Signalschilder / Señalética

S



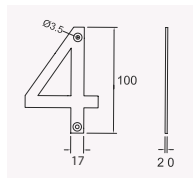


ALGARISMOS / NUMBERS / ALGORITHMES

FIXAÇÃO VISÍVEL / VISIBLE FIXING / FIXATION VISIBLE / SICHTBARE BEFESTIGUNG / FIJACIÓN VISIBLE



Dimensões / Dimensions



Exemplo / Example

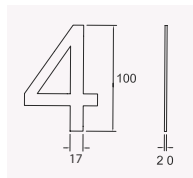


ART.	REF.
0	369010030011
1	369010030012
2	369010030013
3	369010030014
4	369010030015
5	369010030016
6	369010030017
7	369010030018
8	369010030019
9	369010030020

FIXAÇÃO OCULTA / INVISIBLE FIXING / FIXATION INVISIBLE / SICHTBARE BEFESTIGUNG / FIJACIÓN OCULTA



Dimensões / Dimensions



Exemplo / Example



ART.	REF.
0	369010030047
1	369010030048
2	369010030049
3	369010030050
4	369010030052
5	369010030053
6	369010030054
7	369010030055
8	369010030056
9	369010030057

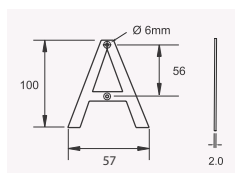


LETRAS / LETTERS / LETTRES

FIXAÇÃO VISÍVEL / VISIBLE FIXING / FIXATION VISIBLE / SICHTBARE BEFESTIGUNG / FIJACIÓN VISIBLE



Dimensões / Dimensions

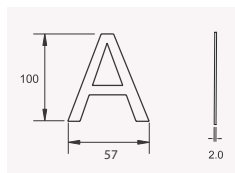


ART.	REF.	ART.	REF.
A	369010030021	N	369010030038
B	369010030022	O	369010030039
C	369010030023	P	369010030040
D	369010030024	Q	369010030027
E	369010030025	R	369010030028
F	369010030026	S	369010030029
G	369010030031	T	369010030030
H	369010030032	U	369010030041
I	369010030033	V	369010030042
J	369010030034	W	369010030043
K	369010030035	X	369010030044
L	369010030036	Y	369010030045
M	369010030037	Z	369010030046

FIXAÇÃO OCULTA / INVISIBLE FIXING / FIXATION INVISIBLE / SICHTBARE BEFESTIGUNG / FIJACIÓN OCULTA



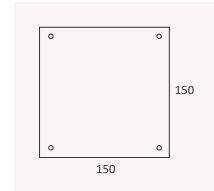
Dimensões / Dimensions



ART.	REF.	ART.	REF.
A	369010020001	N	369010020018
B	369010020002	O	369010020019
C	369010020003	P	369010020020
D	369010020004	Q	369010020007
E	369010020005	R	369010020008
F	369010020006	S	369010020009
G	369010020011	T	369010020010
H	369010020012	U	369010020021
I	369010020013	V	369010020022
J	369010020014	W	369010020023
K	369010020015	X	369010020024
L	369010020016	Y	369010020025
M	369010020017	Z	369010020026



Dimensões comuns
 Common dimensions
 Dimensions communes
 Dimensionen gemeinsame
 Dimensiones comunes



SN001

REF. 369010030001



SN002

REF. 369010030002



SN003

REF. 369010030003



SN004

REF. 369010030004



SN005

REF. 369010030005



SN006

REF. 369010030006



SN007

REF. 369010030007



SN008

REF. 369010030008



SN009

REF. 369010030009



SN010

REF. 369010030010



SN011

REF. 369010030051



Sistemas de Correr

Sliding Door Systems

Systèmes Pour Portes Coulissantes

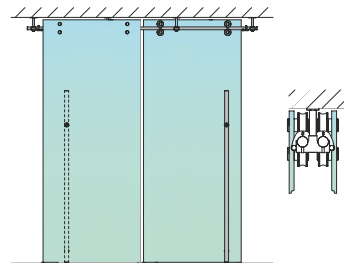
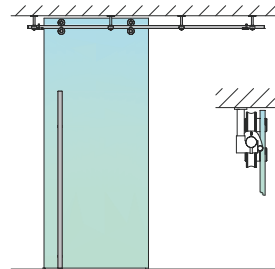
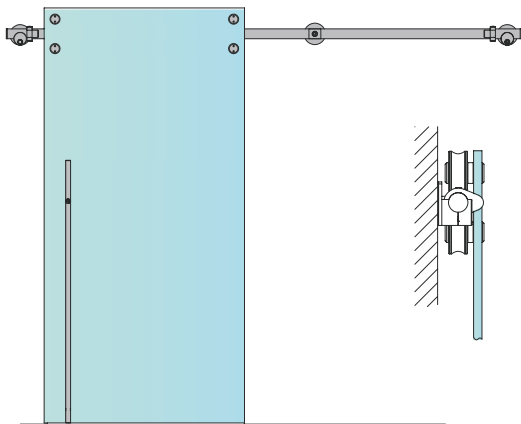
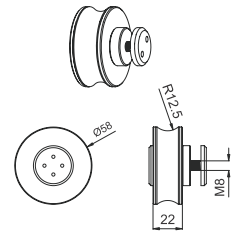
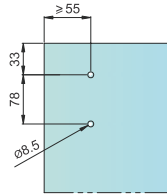
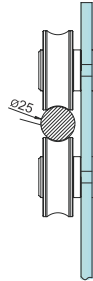
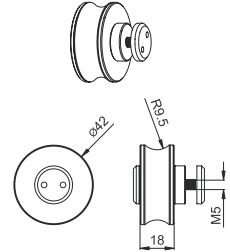
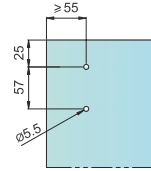
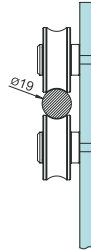
Schiebetürsysteme

Sistemas Puertas Correderas

S²



SCV-2 R05 Ø19
SCV-2 R04 Ø25



S
2

ART.	REF.
SCV-2 R 04 Ø25MM	549010010003

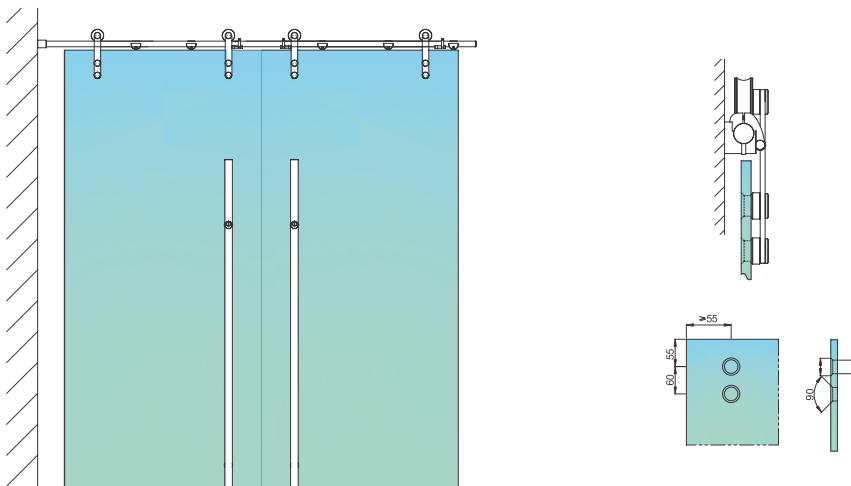
ART.	REF.
SCV-2 R 05 Ø19MM	549010010004

Sistemas de Correr

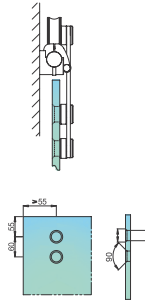
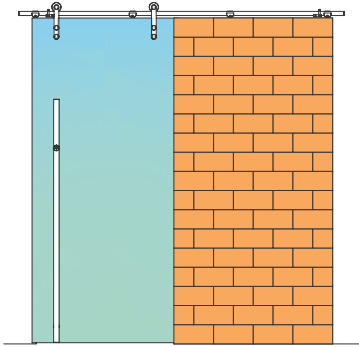
Sliding Door Systems / Systèmes pour Porte Couissantes

Schiebetürsysteme / Sistema para Puertas Correderas

Exemplos de aplicação / Application examples / Exemples d'application Anwendungsbeispiele / Ejemplos d'aplicación



Exemplos de aplicação / Application examples / Exemples d'application Anwendungsbeispiele / Ejemplos d'aplicación

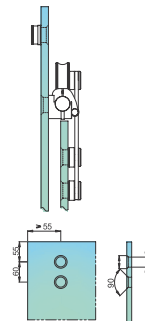
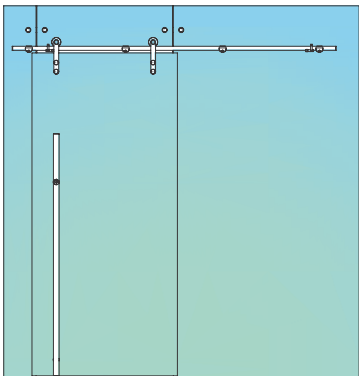


KIT PARA PORTA DE VIDRO USO INTENSIVO

Kit composto por:
 2 carros superiores para tubo e porta de vidro
 2 batentes de porta de fixação ao tubo
 2 suportes laterais para o tubo
 2 tampas laterais para o tubo
 1 suporte central de parede para o tubo
 1 guia inferior para a porta de vidro
 2 tubos lineares roscados em um lado
 1 chave de aperto (uso médio)

KIT FOR GLASS DOOR HEAVY DUTY

One set includes:
 2 tracks rollers for tube and glass door
 2 rollers stoppers
 2 side fixing brackets for tube
 2 tubes end plug
 1 center fixing bracket for wall to tube
 1 bottom guide for glass door
 2 tubes linear threaded on one side
 1 fixing tool (light duty)



KIT POUR PORTE EN VERRE USAGE INTENSIF

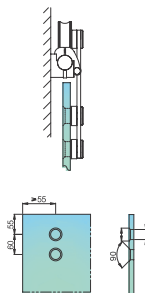
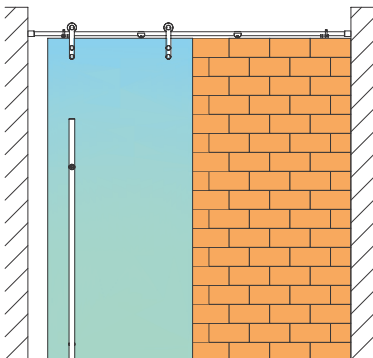
Kit composé de:
 2 chariots supérieurs sur tube et porte en verre
 2 butées de porte de fixation sur tube
 2 supports latéraux sur tube
 2 bouchons latéraux sur tube
 1 support mural centrale sur tube
 1 guide inférieure pour porte en verre
 2 tubes filetage sur un côté
 1 clé d'ajustage (utilisation légère)

KIT FÜR GLASTÜR INTENSIVE NUTZUNG

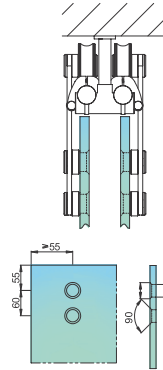
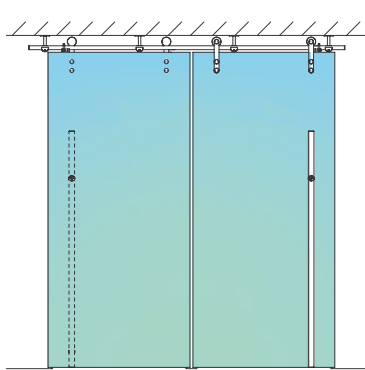
Kit besteht aus:
 2 bahnen rollen für rohr und glastür.
 2 türstopper zur festsetzung der röhre
 2 einfache seitenstützen für rohr
 2 seitenabdeckungen für rohr
 1 zentraler Stützwand fur rohr
 1 untere führung für glastür
 2 gerade gewinde rohre ein seite
 1 drehmomentschlüssel (mediennutzung)

KIT PARA PUERTA DE CRISTAL USO INTENSIVO

Un sistema incluye:
 2 roldanas superiores para puerta de cristal
 2 topos de puerta de fijación en el tubo
 2 soportes laterales para el tubo
 2 tapons laterales para el tubo
 1 soporte central union de pared y para el tubo
 1 guía inferior para la puerta de cristal
 2 tubos lineales roscados en uno de los lados
 1 llave de ajuste (uso ligero)



Exemplos de aplicação / Application examples / Exemples d'application
Anwendungsbeispiele / Ejemplos d'aplicación

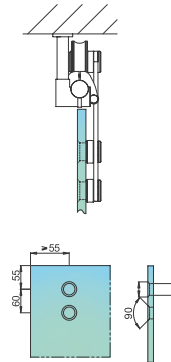
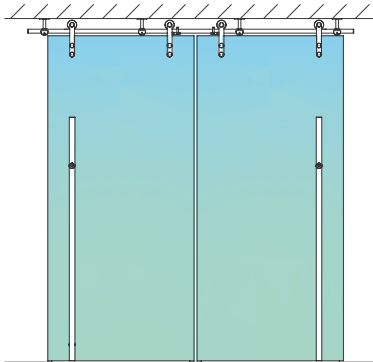
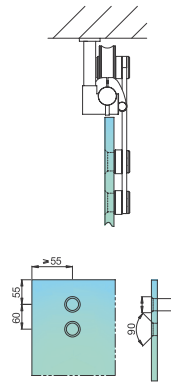
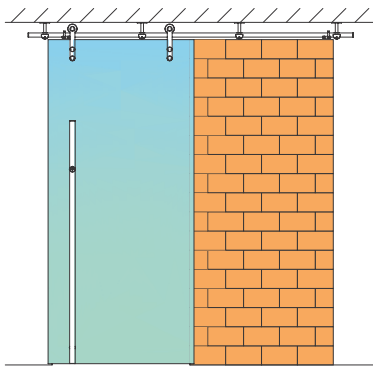


PORTAS DE CORRER
APLICAÇÃO AO TETO

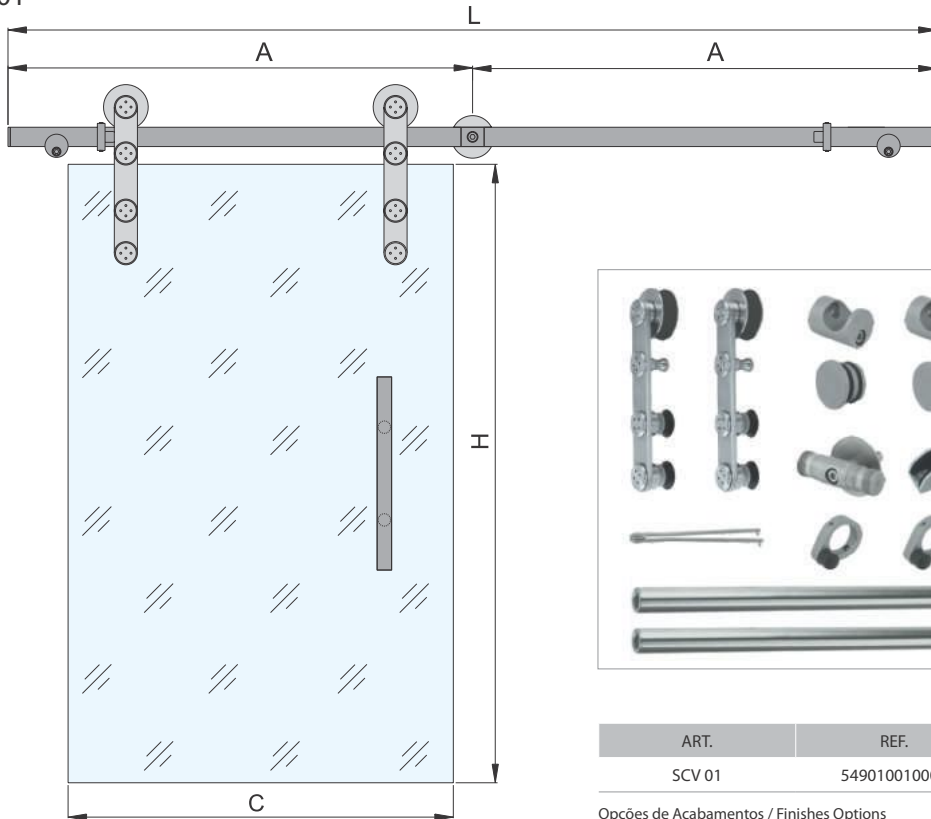
SLIDING DOORS
ROOF FIXATION

PORTES COULISSANTES
FIXATION AU PLAFOND

PUERTAS CORREDERAS
FIJACIÓN AL TECHO



SCV-01



ART.	REF.
SCV 01	549010010001

Opções de Acabamentos / Finishes Options

KIT PARA PORTA DE VIDRO / USO INTENSIVO
 Espessura da porta: 8 a 12mm
 Carga máxima: 100 Kgs
 Tubo: Ø25mm

Kit composto por:
 2 carros superiores para tubo e porta de vidro
 2 batentes de porta para fixação ao tubo
 2 suportes laterais para tubo
 2 tampas laterais para tubo
 1 suporte central de união da parede ao tubo
 1 guia inferior para porta de vidro
 2 tubos lineares roscados em um lado
 1 chave de aperto (uso médio)

KIT FÜR GLASTÜR / INTENSIVE NUTZUNG
 Türblattstärke: 8 a 12mm
 Maximalgewicht: 100 Kgs
 Rohr: Ø25mm

Kit besteht aus:
 2 bahnen rollen für rohr und glastür
 2 türstopper zur festsetzung der röhre
 2 einfache seitenstützen für rohr
 2 seitenabdeckungen für rohr
 1 zentraler stützwand für rohr
 1 untere führung für glastür
 2 gerade gewinde rohre ein seite
 1 drehmomentschlüssel (mediennutzung)

KIT FOR GLASS DOOR / HEAVY DUTY
 Door thickness: 8 to 12mm
 Maximum weight: 100 Kgs
 Tube: Ø25mm

One set includes:
 2 tracks rollers for tube and glass door
 2 rollers stoppers
 2 side fixing brackets for tube
 2 tubes end plug
 1 center fixing bracket for wall to tube
 1 bottom guide for glass door
 2 tubes linear threaded on one side
 1 fixing tool (light duty)

Kit Para puerta de cristal / Uso Intensivo
 Grosor de la puerta: 8 a 12mm
 Carga máxima: 100 Kgs
 Tubo: Ø25mm

Un sistema incluye:
 2 roldanas superiores para el tubo y la puerta
 2 topes de puerta de fijación en el tubo
 2 soportes laterales para el tubo
 2 tapons laterales para el tubo
 1 soporte central union de pared y para el tubo
 1 guía inferior para la puerta de cristal
 2 tubos lineales roscados en uno de los lados
 1 llave de ajuste (uso ligero)


KIT POUR PORTE EN VERRE / USAGE INTENSIF
 Épaisseur de la porte: 8 jusqu'à 12mm
 Charge maximale: 100 Kgs
 Tube: Ø25mm

Kit composé de:
 2 chariots supérieurs sur tube et porte en verre
 2 butées de porte de fixation sur tube
 2 supports latéraux sur tube
 2 bouchons latéraux sur tube
 1 support mural centrale sur tube
 1 guide inférieur pour porte en verre
 2 tubes filetage sur un côté
 1 clé d'ajustage (utilisation légère)

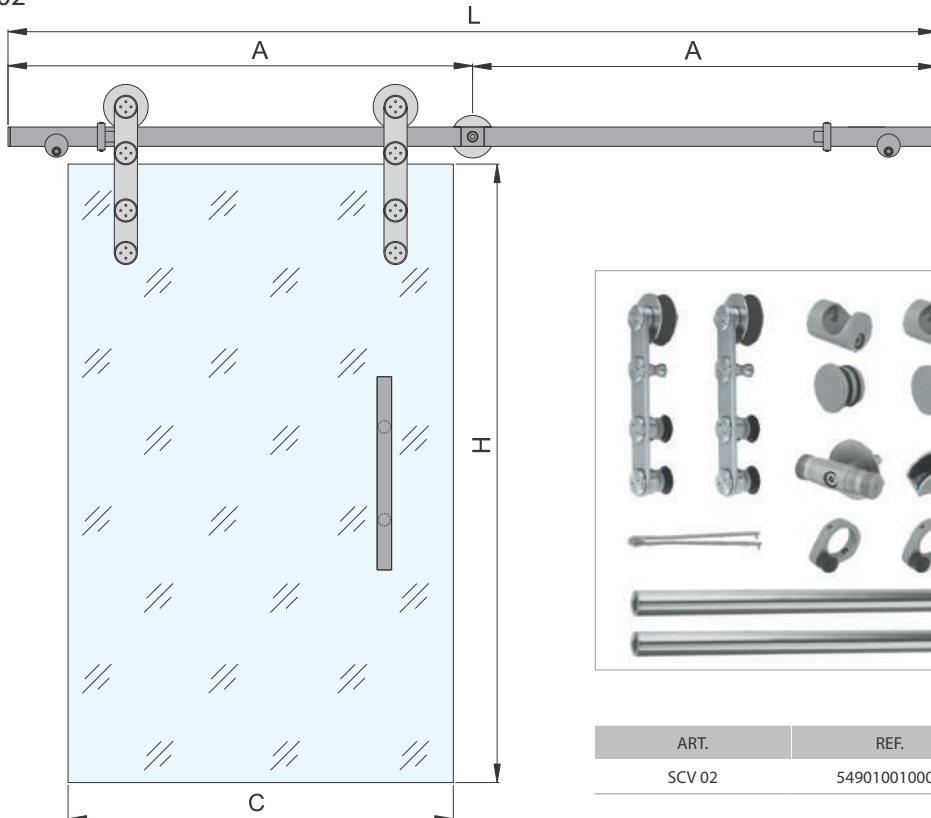
Sistemas de Correr

Sliding Door Systems / Systèmes pour Porte Coulissantes

Schiebetürsysteme / Sistema para Puertas Correderas



SCV-02



KIT PARA PORTA DE VIDRO / USO INTENSIVO
 Espessura da porta: 8 a 12mm
 Carga máxima: 90 Kgs
 Tubo: Ø19mm

Kit composto por:
 2 carros superiores para tubo e porta de vidro
 2 batentes de porta para fixação ao tubo
 2 suportes laterais para tubo
 2 tampas laterais para tubo
 1 suporte central de união da parede ao tubo
 1 guia inferior para porta de vidro
 2 tubos lineares roscados em um lado
 1 chave de aperto (uso médio)

KIT FÜR GLASTÜR / INTENSIVE NUTZUNG
 Türblattstärke: 8 a 12mm
 Maximalgewicht: 90 Kgs
 Rohr: Ø19mm

Kit besteht aus:
 2 bahnen rollen für rohr und glastür
 2 türstopper zur festsetzung der röhre
 2 einfache seitenstützen für rohr
 2 seitenabdeckungen für rohr
 1 zentraler stützwand für rohr
 1 untere führung für glastür
 2 gerade gewinde rohre ein seite
 1 drehmomentschlüssel (mediennutzung)

KIT FOR GLASS DOOR / HEAVY DUTY
 Door thickness: 8 to 12mm
 Maximum weight: 90 Kgs
 Tube: Ø19mm

One set includes:
 2 tracks rollers for tube and glass door
 2 rollers stoppers
 2 side fixing brackets for tube
 2 tubes end plug
 1 center fixing bracket for wall to tube
 1 bottom guide for glass door
 2 tubes linear threaded on one side
 1 fixing tool (light duty)

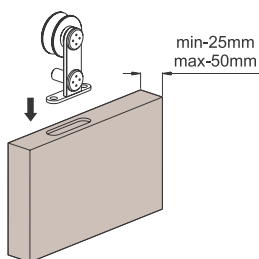
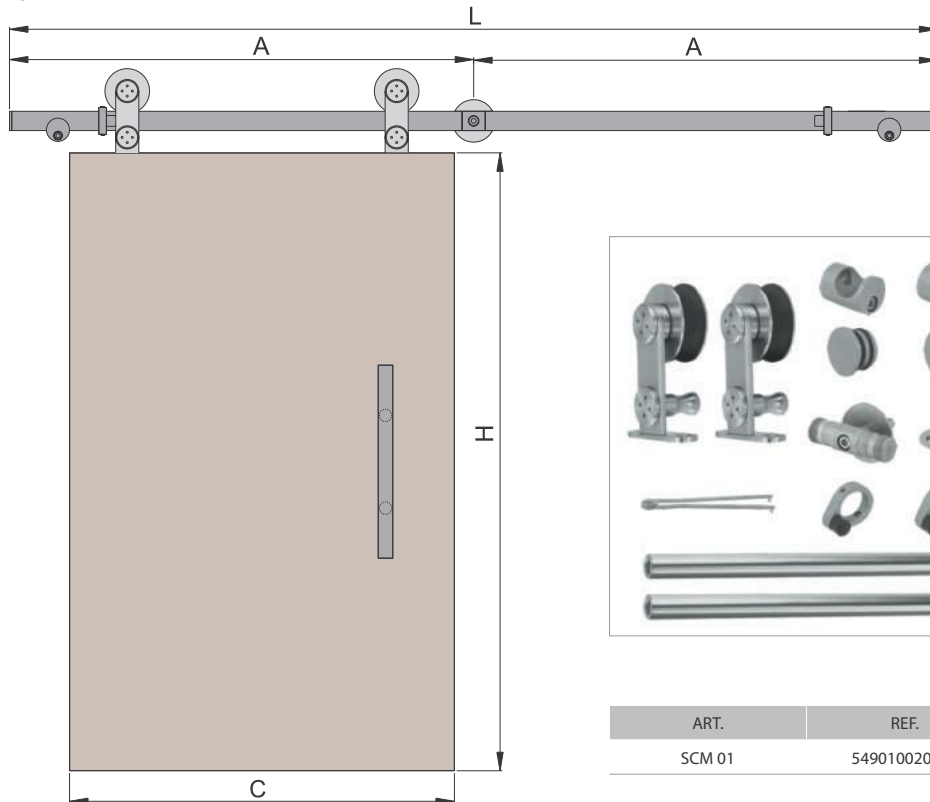
KIT PARA PUERTA DE CRISTAL / USO INTENSIVO
 Grosor de la puerta: 8 a 12mm
 Carga máxima: 90 Kgs
 Tubo: Ø19mm

Un sistema incluye:
 2 roldanas superiores para el tubo y la puerta
 2 topes de puerta de fijación en el tubo
 2 soportes laterales para el tubo
 2 tapons laterales para el tubo
 1 soporte central union de pared y para el tubo
 1 guía inferior para la puerta de cristal
 2 tubos lineales roscados en uno de los lados
 1 llave de ajuste (uso ligero)

KIT POUR PORTE EN VERRE / USAGE INTENSIF
 Épaisseur de la porte: 8 jusqu'à 12mm
 Charge maximale: 90 Kgs
 Tube: Ø19mm

Kit composé de:
 2 chariots supérieurs sur tube et porte en verre
 2 butées de porte de fixation sur tube
 2 supports latéraux sur tube
 2 bouchons latéraux sur tube
 1 support mural centrale sur tube
 1 guide inférieur pour porte en verre
 2 tubes filetage sur un côté
 1 clé d'ajustage (utilisation légère)

SCM-01



KIT PARA PORTA DE MADEIRA / USO INTENSIVO
Espessura da porta: 25 a 50mm
Carga máxima: 60 Kgs
Tubo: Ø25mm

Kit composto por:
2 carros superiores para tubo e porta de madeira
2 batentes de porta para fixação ao tubo
2 suportes laterais para tubo
2 tampas laterais para tubo
1 suporte central de união da parede ao tubo
1 guia inferior para porta de madeira
2 tubos lineares roscados em um lado
1 chave de aperto (uso médio)

KIT FOR WOODEN DOOR / HEAVY DUTY
Door thickness: 25 a 50mm
Maximum weight: 60 Kgs
Tube: Ø25mm

One set includes:
2 tracks rollers for tube and wooden door
2 rollers stoppers
2 side fixing brackets for tube
2 tubes end plug
1 center fixing bracket for wall to tube
1 bottom guide for wooden door
2 tubes linear threaded on one side
1 fixing tool (light duty)

KIT POUR PORTE EN BOIS / USAGE INTENSIF
Épaisseur de la porte: 25 a 50mm
Charge maximale: 60 Kgs
Tube: Ø25mm

Kit composé de:
2 chariots supérieurs sur tube et porte en bois
2 butées de porte de fixation sur tube
2 supports latéraux sur tube
2 bouchons latéraux sur tube
1 support mural centrale sur tube
1 guide inférieur pour porte en bois
2 tubes filetage sur un côté
1 clé d'ajustage (utilisation légère)

KIT FÜR HOLZTÜR / INTENSIVE NUTZUNG
Türblattstärke: 25 a 50mm
Maximalgewicht: 60 Kgs
Rohr: Ø25mm

Kit besteht aus:
2 bahnen rollen für rohr und holztür
2 türstopper zur festsetzung der röhre
2 einfache seitenstützen für rohr
2 seitenabdeckungen für rohr
1 zentraler stützwand für rohr
1 untere führung für holztür
2 gerade gewinde rohre ein seite
1 drehmomentschlüssel (mediennutzung)

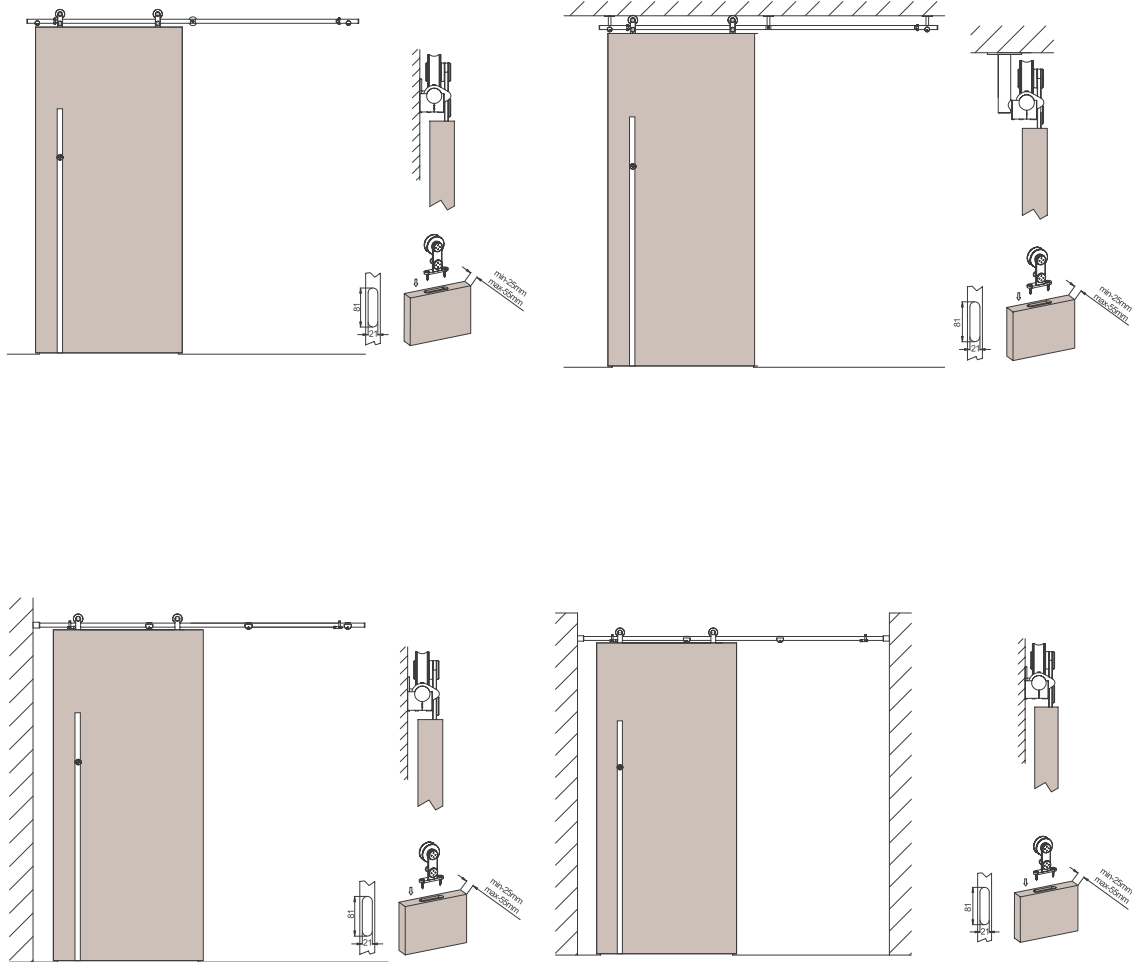
KIT PARA PUERTA DE MADERA / USO INTENSIVO
Grosor de la puerta: 25 a 50mm
Carga máxima: 60 Kgs
Tubo: Ø25mm

Un sistema incluye:
2 roldanas superiores para el tubo y la puerta
2 topes de puerta de fijación en el tubo
2 soportes laterales para el tubo
2 tapons laterales para el tubo
1 soporte central union de pared y para el tubo
1 guía inferior para la puerta de madera
2 tubos lineales roscados en uno de los lados
1 llave de ajuste (uso ligero)

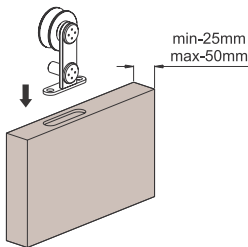
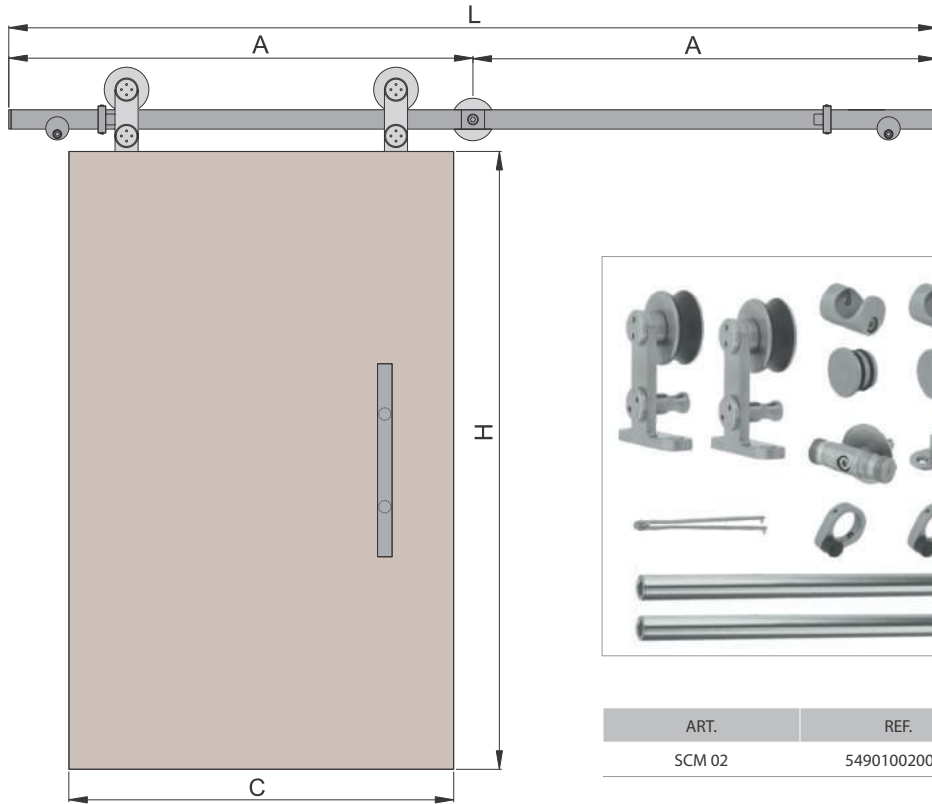


Exemplos de aplicação / Application examples / Exemples d'application

Anwendungsbeispiele / Ejemplos d'aplicación



SCM-02



KIT PARA PORTA DE MADEIRA / USO INTENSIVO
 Espessura da porta: 25 a 50mm
 Carga máxima: 40 Kgs
 Tubo: Ø19mm

Kit composto por:
 2 carros superiores para tubo e porta de madeira
 2 batentes de porta para fixação ao tubo
 2 suportes laterais para tubo
 2 tampas laterais para tubo
 1 suporte central de união da parede ao tubo
 1 guia inferior para porta de madeira
 2 tubos lineares roscados em um lado
 1 chave de aperto (uso médio)

KIT FOR WOODEN DOOR / HEAVY DUTY
 Door thickness: 25 a 50mm
 Maximum weight: 40 Kgs
 Tube: Ø19mm

One set includes:
 2 tracks rollers for tube and wooden door
 2 rollers stoppers
 2 side fixing brackets for tube
 2 tubes end plug
 1 center fixing bracket for wall to tube
 1 bottom guide for wooden door
 2 tubes linear threaded on one side
 1 fixing tool (light duty)

KIT POUR PORTE EN BOIS / USAGE INTENSIF
 Épaisseur de la porte: 25 a 50mm
 Charge maximale: 40 Kgs
 Tube: Ø19mm

Kit composé de:
 2 chariots supérieurs sur tube et porte en bois
 2 butées de porte de fixation sur tube
 2 supports latéraux sur tube
 2 bouchons latéraux sur tube
 1 support mural centrale sur tube
 1 guide inférieur pour porte en bois
 2 tubes filetage sur un côté
 1 clé d'ajustage (utilisation légère)

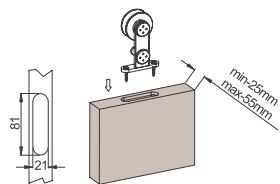
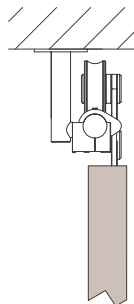
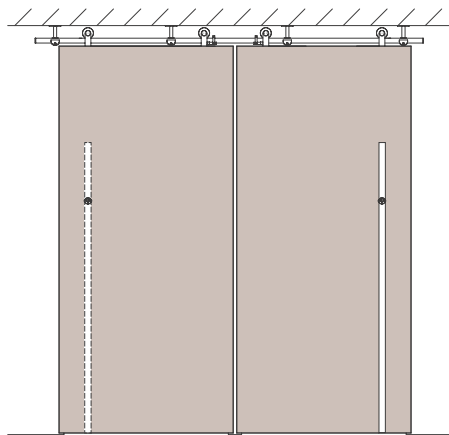
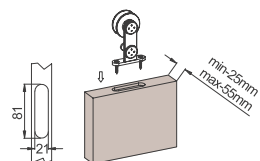
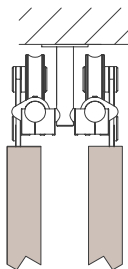
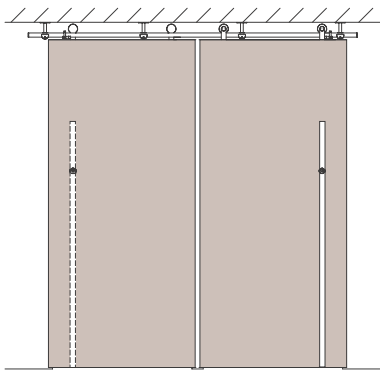
KIT FÜR HOLZTÜR / INTENSIVE NUTZUNG
 Türblattstärke: 25 a 50mm
 Maximalgewicht: 40 Kgs
 Rohr: Ø19mm

Kit besteht aus:
 2 bahnen rollen für rohr und holztür
 2 türstopper zur festsetzung der röhre
 2 einfache seitenstützen für rohr
 2 seitenabdeckungen für rohr
 1 zentraler stützwand für rohr
 1 untere führung für holztür
 2 gerade gewinde rohre ein seite
 1 drehmomentschlüssel (mediennutzung)

KIT PARA PUERTA DE MADERA / USO INTENSIVO
 Grosor de la puerta: 25 a 50mm
 Carga máxima: 40 Kgs
 Tubo: Ø19mm

Un sistema incluye:
 2 roldanas superiores para el tubo y la puerta
 2 topes de puerta de fijación en el tubo
 2 soportes laterales para el tubo
 2 tapons laterales para el tubo
 1 soporte central union de pared y para el tubo
 1 guía inferior para la puerta de madera
 2 tubos lineales roscados en uno de los lados
 1 llave de ajuste (uso ligero)

Exemplos de aplicação / Application examples / Exemples d'application
Anwendungsbeispiele / Ejemplos d'aplicación



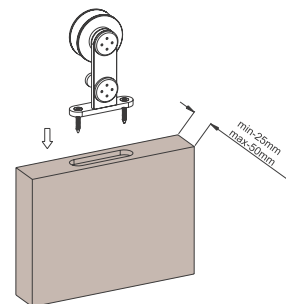
Serial C For Wood Door

Standard One Set Kit Use With Tube Bar Include:

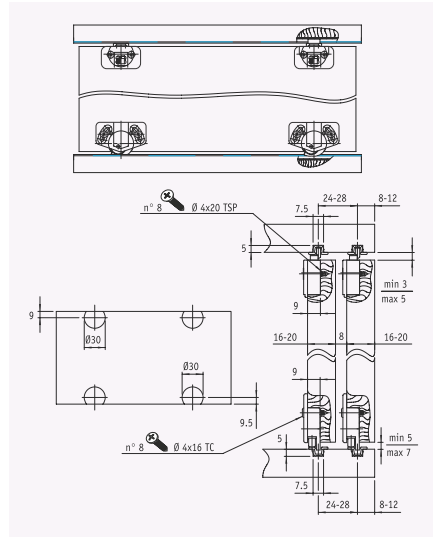
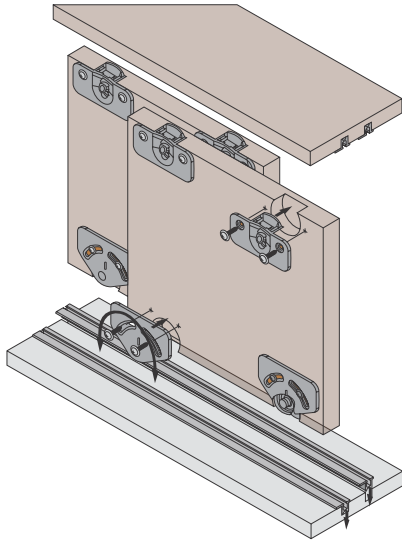
- 2Pcs Track Roller For Wood Door
- 2Pcs Roller Stopper
- 1Pc Middle Bracket
- 2Pcs Side Bracket
- 2Pcs Tube Stainless Steel Track Bar
- 1Pc Door Guide
- 2Pc Tube End Plug

Standard One Set Kit Use With Solid Bar Include:

- 2Pcs Track Roller For Wood Door
- 2Pcs Roller Stopper
- 1Pc Solid Stainless Steel Track Bar
- 1Pc Door Guide



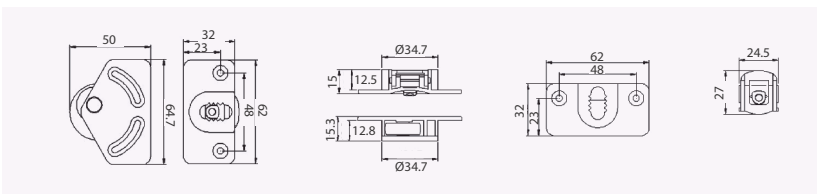
3100



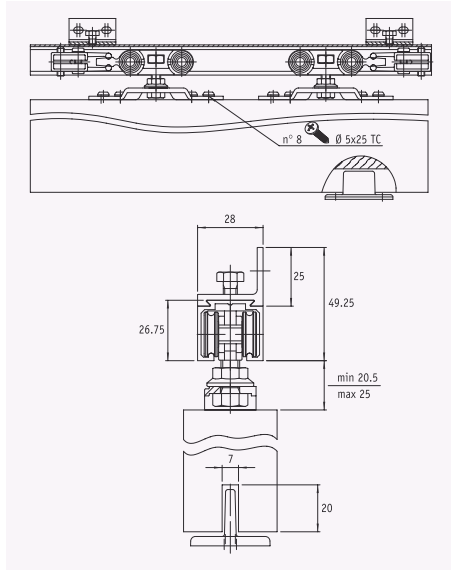
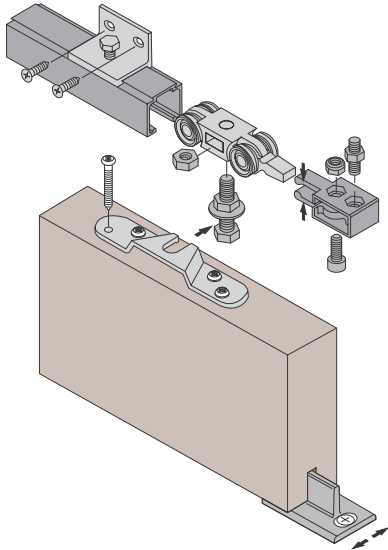
KIT 3100 (25KGS)



ART.	REF.
KIT 3100	269010020001



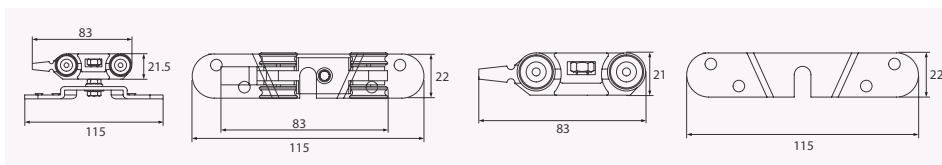
4000



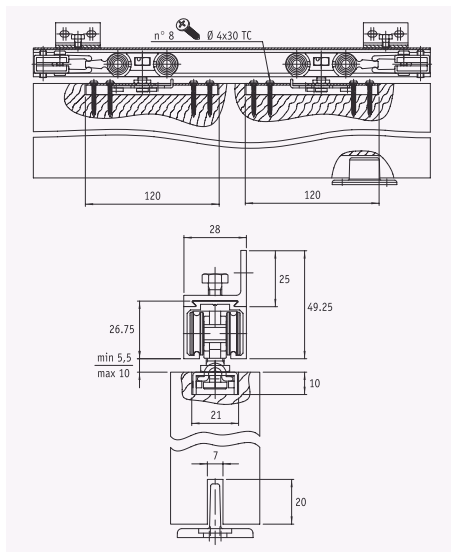
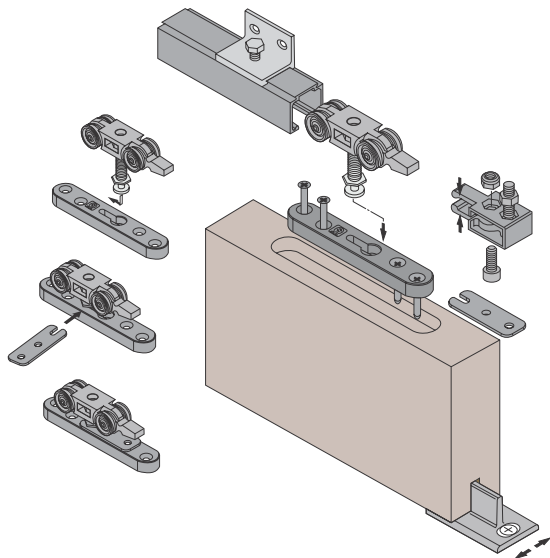
KIT 4000 (25KGS)



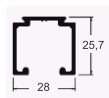

ART.	REF.
KIT 4000	269010020003



4500



CALHA 4000 (40KGS)

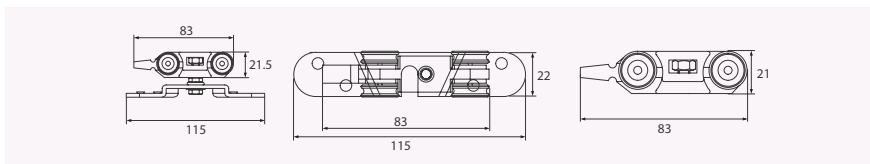


ART.	REF.
CALHA 4000	089010010065

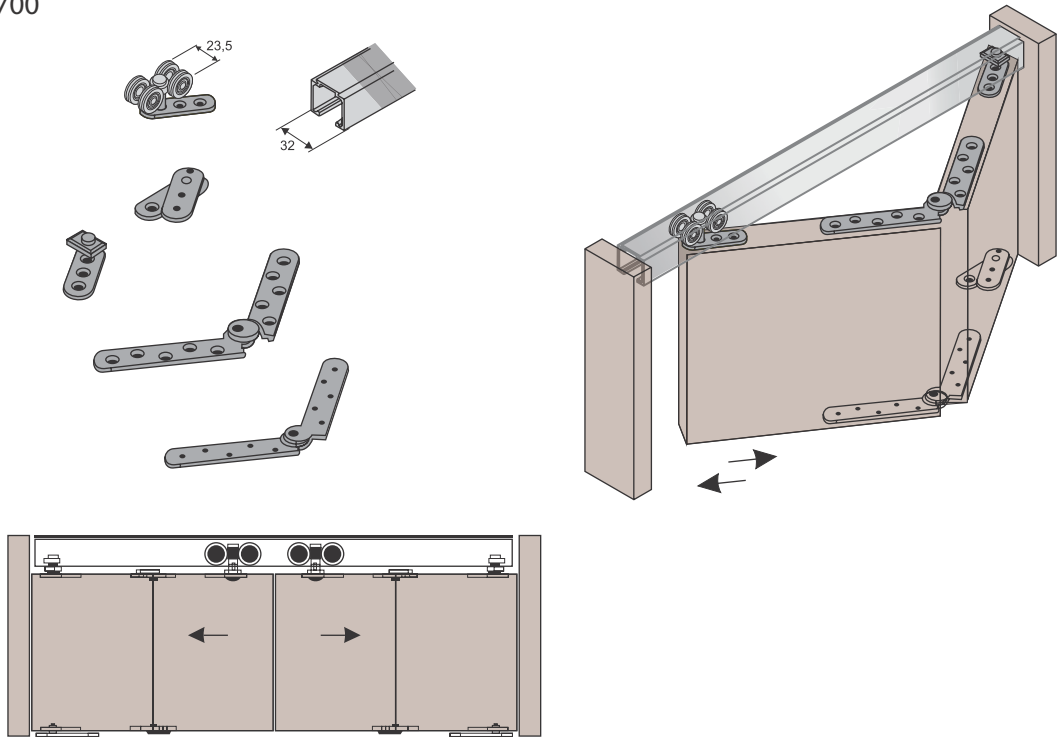
KIT 4500 (40KGS)



ART.	REF.
CALHA 4500	269010020005




4700



CALHA 5000 (80/120KGS)

GUIA NYLON



ART.	REF.
CALHA 5000	089010010064



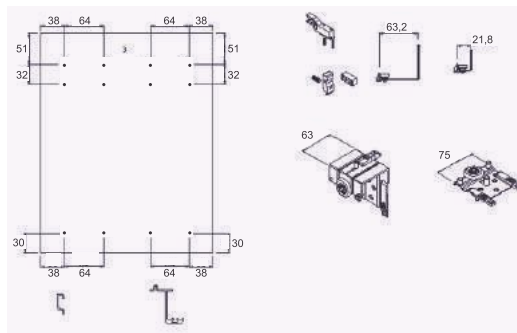
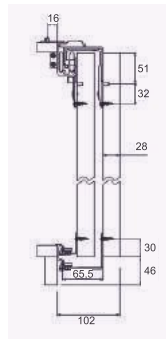
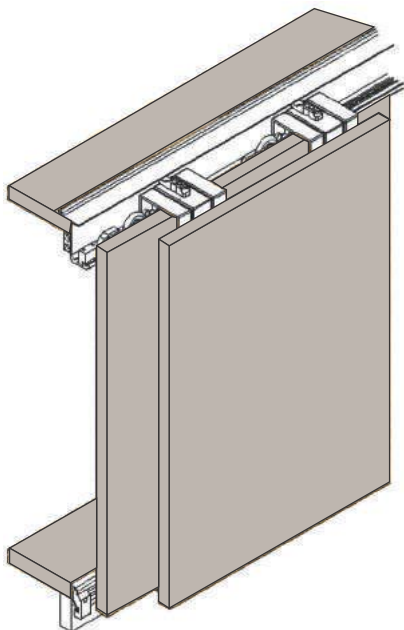
ART.	REF.
GUIA NYLON	084270080001

KIT 4700 (80KGS)



ART.	REF.
KIT 4700	269010020015

4940



ART.	REF.
KIT 4940	269010020016

KIT 4940 (60KGS)



CALHA INFERIOR
BOTTOM RAIL
RAIL INFÉRIEUR
CARRIL INFERIOR

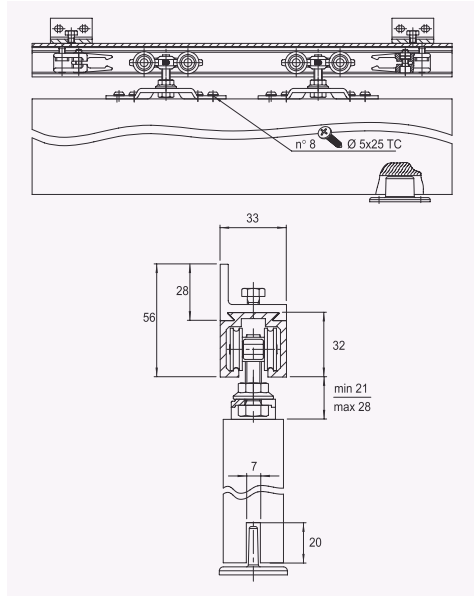
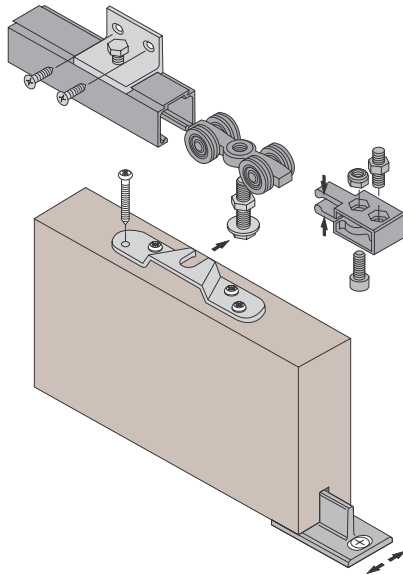
ART.	REF.
PI 4940	089010010074



CALHA SUPERIOR
SUPERIOR RAIL
RAIL SUPÉRIEUR
CARRIL SUPERIOR

ART.	REF.
PS 4940	089010010073

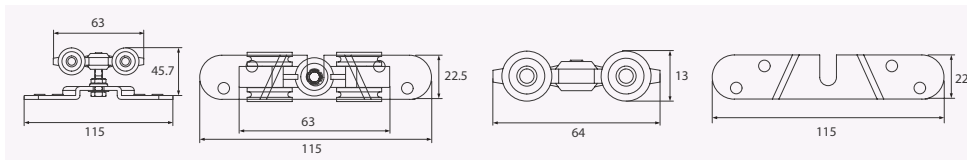
5000



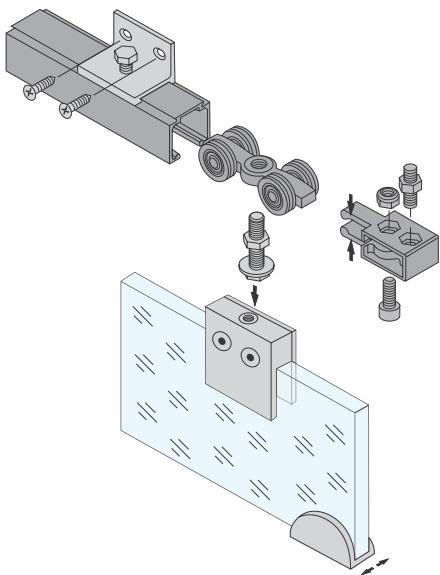
KIT 5000 (80/120KGS)




ART.	REF.
KIT 5000	269010020004



5000 VD08




KIT 20 KG



KIT COMPOSTO POR / ONE SET INCLUDES
KIT COMPOSÉ DE / UN SISTEMA INCLUYE /
KIT BESTEHT AUS:
2 VD 09 / 1 KIT 5000 / 1 GV 01

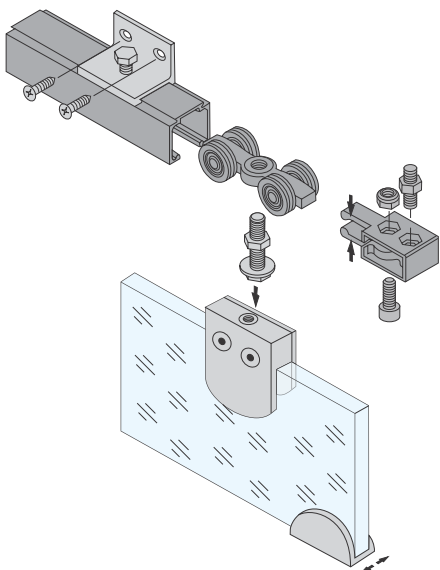
ART.	REF.
KIT 5000 + VD09	269010020017

CALHA 5000 (80/120KGS)



ART.	REF.
CALHA 5000	089010010064

5000 VD09




KIT 20 KG



KIT COMPOSTO POR / ONE SET INCLUDES
KIT COMPOSÉ DE / UN SISTEMA INCLUYE /
KIT BESTEHT AUS:
2 VD 08 / 1 KIT 5000 / 1 GV 01

ART.	REF.
KIT 5000 + VD08	269010020018

CALHA 5000 (80/120KGS)

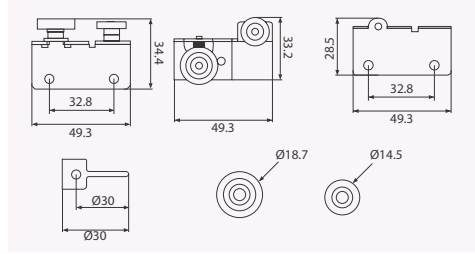


ART.	REF.
CALHA 5000	089010010064

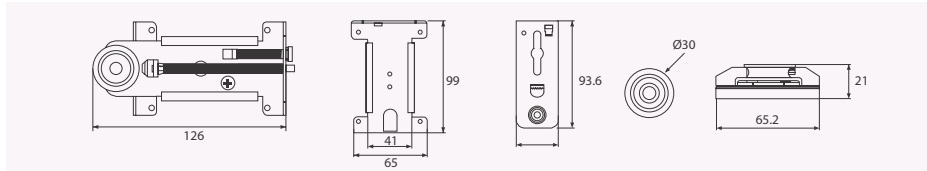
CARRO SUPERIOR



ART.	REF.
CARRO SUPERIOR	099010040003



CARRO INFERIOR T




ART.	REF.
CARRO INFERIOR T	099010040004

CARRO INFERIOR U

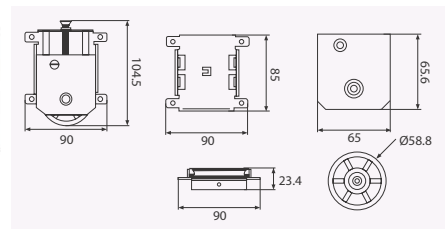


ART.	REF.
CARRO INFERIOR U	099010040001

CARRO INFERIOR N°2



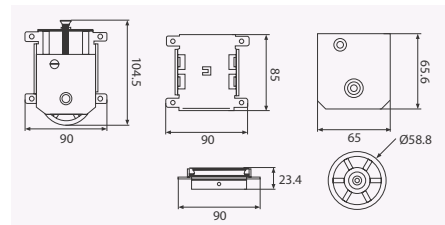
ART.	REF.
CARRO INFERIOR N°2	099010040005



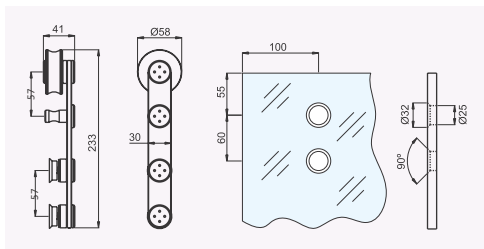
CARRO INFERIOR N°3



ART.	REF.
CARRO INFERIOR N°3	099010040010



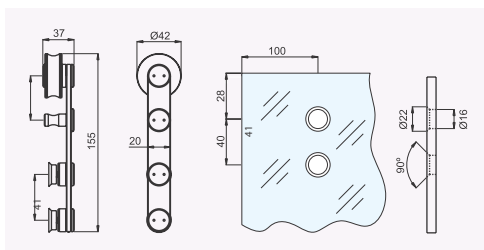
CV 01-25



CARRO SUPERIOR PARA TUBO 25MM PORTA DE VIDRO
TRACK ROLLER, FOR 25MM TUBE, GLASS DOOR
CHARIOT SUPÉRIEUR / TUBE 25MM PORTE EM VERRE
OBEN WAGEN FÜR 25MM ROHR GLASTÜR
ROLDANA SUPERIOR PARA TUBO 25MM PARA PUERTA CRISTAL

ART.	REF.
CV 01 Ø25	099010040006

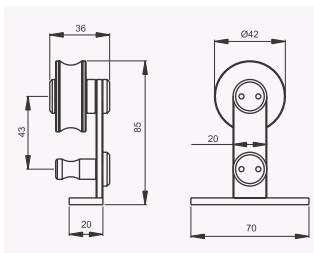
CV 02-19



CARRO SUPERIOR PARA TUBO 19MM PORTA DE VIDRO
TRACK ROLLER, FOR 19MM TUBE, GLASS DOOR
CHARIOT SUPÉRIEUR / TUBE 19MM PORTE EM VERRE
OBEN WAGEN FÜR 19MM ROHR GLASTÜR
ROLDANA SUPERIOR PARA TUBO 19MM PARA PUERTA CRISTAL

ART.	REF.
CV 02 Ø19	099010040007

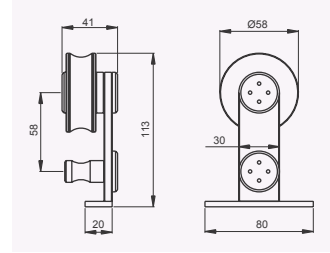
CM 01-19



CARRO SUPERIOR PARA TUBO 19MM, PORTA DE MADEIRA
TRACK ROLLER, FOR 19MM TUBE, WOOD DOOR
CHARIOT SUPÉRIEUR / TUBE 19MM, PORTE EN BOIS
OBEN WAGEN FÜR 19MM ROHR, HOLZTÜR
ROLDANA SUPERIOR PARA TUBO 19MM, PUERTA MADERA

ART.	REF.
CM 01 Ø19	099010040009

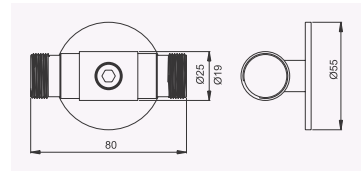
CM 01-25



CARRO SUPERIOR PARA TUBO 25MM, PORTA MADEIRA
 TRACK ROLLER, FOR 25MM TUBE, WOOD DOOR
 CHARIOT SUPÉRIEUR / TUBE 25MM, PORTE EN BOIS
 OBEN WAGEN FÜR 25MM ROHR, HOLZTÜR
 ROLDANA SUPERIOR PARA TUBO 25MM, PUERTA MADERA

ART.	REF.
CM 01 Ø25	099010040008

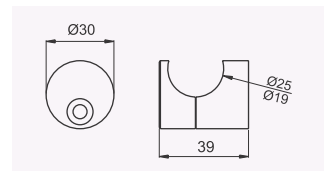
STV 01



SUPORTE CENTRAL DE PAREDE
 FIXING BRACKET TO WALL, MIDDLE
 SUPPORT MURAL UNION CENTRALE
 MITTELSTÜTZWAND
 SOPORTE PARED UNION CENTRAL

ART.	REF.
STV 01 Ø25	019010310047
STV 01 Ø19	019010310048

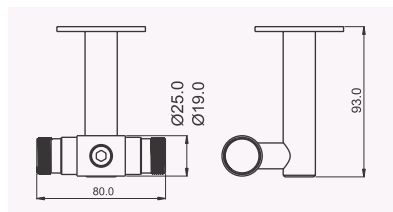
STV 04



SUPORTE SIMPLES LATERAL
 FIXING BRACKET TO WALL, SIDE
 SUPPORT MURAL LATÉRAL SIMPLE
 EINFACHE SEITENHALT
 SOPORTE LATERAL PARED

ART.	REF.
STV 04 Ø25	019010310045
STV 04 Ø19	019010310046

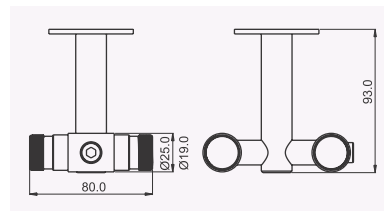
STC SIMPLES



SUPORTE SIMPLES UNIÃO CENTRAL DE TETO
 ROOF SUPPORT FOR SINGLE DOOR, MIDDLE
 SUPPORT PLAFOND UNION CENTRALE
 EINZEL-SUPPORT-CENTER GEMEINSAME DECKE
 SOPORTE TECHO SENCILLO UNION CENTRAL

ART.	REF.
STC SIMPLES Ø19	019010340008
STC SIMPLES Ø25	019010340005

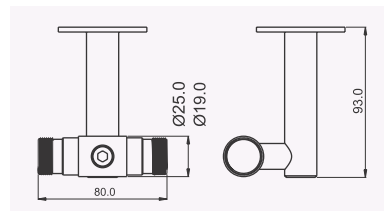
STC DUPLO



SUPORTE DUPLO UNIÃO CENTRAL DE TETO
ROOF SUPPORT FOR DOUBLE DOOR, MIDDLE
SUPPORT PLAFOND UNION CENTRALE DOUBLE
DOPPEL SUPPORT-CENTER GEMEINSAME DECKE
SOPORTE DE TECHO UNION CENTRAL DOBLE

ART.	REF.
STC DUPLO Ø19	019010340007
STC DUPLO Ø25	019010340006

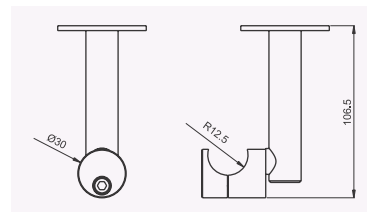
KIT STC SIMPLES



SUPORTE SIMPLES UNIÃO CENTRAL DE TETO
ROOF SUPPORT FOR SINGLE DOOR, MIDDLE
SUPPORT PLAFOND UNION CENTRALE
EINZEL-SUPPORT-CENTER GEMEINSAME DECKE
SOPORTE TECHO SENCILLO UNION CENTRAL

ART.	REF.
STC SIMPLES Ø25	019010340013

ST SIMPLES

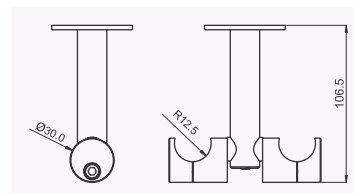


ACESSÓRIO NÃO INCLuíDO
NOT ENCLOSED ACCESSORY
ACCESSOIRE NON INCLUS
ACCESORIO NO INCLUIDO

SUPORTE SIMPLES LATERAL DE TETO
ROOF SUPPORT FOR SINGLE DOOR, SIDE
SUPPORT PLAFOND LATÉRAL SIMPLE
EINFACHE DECKE TRÄGERSEITE
SOPORTE TECHO SENCILLO LATERAL

ART.	REF.
ST SIMPLES Ø19	019010340001
ST SIMPLES Ø25	019010340002

ST DUPLO

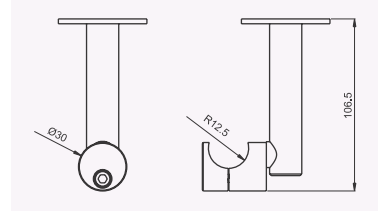


ACESSÓRIO NÃO INCLuíDO
NOT ENCLOSED ACCESSORY
ACCESSOIRE NON INCLUS
ACCESORIO NO INCLUIDO

SUPORTE DUPLO UNIÃO LATERAL DE TECTO
ROOF SUPPORT FOR DOUBLE DOOR, SIDE
SUPPORT PLAFOND UNION LATÉRAL DOUBLE
DOPPELSEITENGEWERKSCHAFTSUNTERSTÜTZUNG DECKE
SOPORTE DE TECHO UNION LATERAL DOBLE

ART.	REF.
ST DUPLO Ø19	019010340010
ST DUPLO Ø25	019010340009

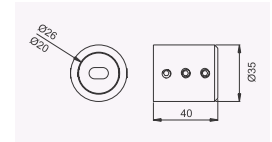
KIT ST SIMPLES



SUPORTE SIMPLES LATERAL DE TETO
 ROOF SUPPORT FOR SINGLE DOOR, SIDE
 SUPPORT PLAFOND LATÉRAL SIMPLE
 EINFACHE DECKE TRÄGERSEITE
 SOPORTE TECHO SENCILLO LATERAL

ART.	REF.
ST SIMPLES Ø25	019010340012

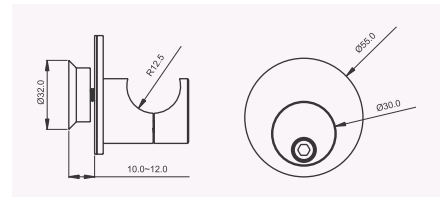
S.TOPO 01



SUPORTE DE TOPO PARA TUBO
 TUBE END BRACKET TO WALL
 SUPPORT MURAL LATÉRAL / TUBE
 OBEN STÜTZROHR
 SOPORTE TOPO PARED PARA TUBO

ART.	REF.
S TOPO 01 Ø19	019010340004
S TOPO 01 Ø25	019010340003

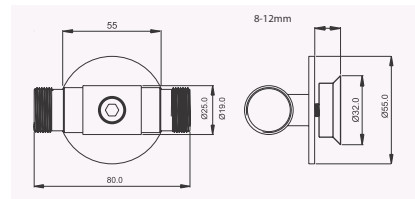
STV 05



SUPORTE SIMPLES LATERAL FIXAÇÃO A VIDRO
 FIXING BRACKET TO GLASS, SIDE
 SUPPORT LATÉRAL FIXATION VERRE
 EINFACHE SEITLICHE UNTERSTÜTZUNG ZUR FESTSETZUNG DER GLAS
 SOPORTE LATERAL FIJACIÓN AL CRISTAL

ART.	REF.
STV-05 Ø19	019010310052
STV-05 Ø25	019010310051

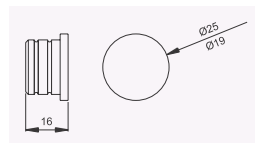
SUCV 06



SUPORTE CENTRAL DE VIDRO
 FIXING BRACKET TO GLASS, MIDDLE
 SUPPORT P/ VERRE UNION CENTRALE
 ZENTRALGLASHALTER
 SOPORTE P/ CRISTAL UNION CENTRAL

ART.	REF.
SCUV 06 Ø19	019010310160
SCUV 06 Ø25	019010310159

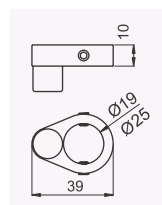
TIV 01



TAMPA LATERAL PARA TUBO
TUBE END PLUG
BOUCHON LATÉRAL / TUBE
SEITENDECKEL FÜR ROHR
TAPON LATERAL PARA TUBO

ART.	REF.
TIV-01 Ø19	019010310050
TIV-01 Ø25	019010310049

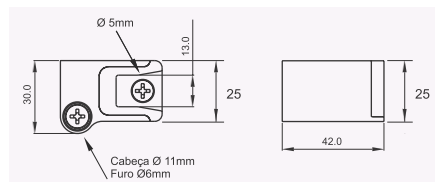
BV-02



BATENTE DE PORTA FIXAÇÃO TUBO
ROLLER STOPPER
ARRÊT DE PORTE FIXATION TUBE
TÜRBLATTBEFESTIGUNGSROHR
TOPE PUERTA FIJACIÓN TUBO

ART.	REF.
BV-02 Ø19	019010310053
BV-02 Ø25	019010310054

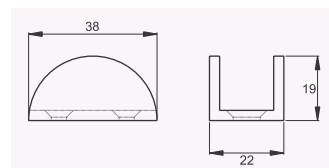
BT 01



TRAVÃO LATERAL DIREITO/ESQUERDO
GLASS DOOR HOLDER FOR RIGHT/LEFT SIDE
FREIN LATÉRAL DROIT/GAUCHE
BREMSE LINKS/RECHTS
FRENO LATERAL DERECHO/ISQUIERDO

ART.	REF.
BT01 DIREITO/RIGHT	019010310055
BT01 ESQUERDO/LEFT	019010310056

GV 01



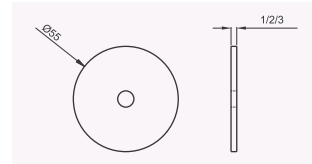
GUIA INFERIOR PORTA VIDRO
GLASS DOOR GUIDE
GUIDE INFÉRIEUR PORTE EN VERRE
UNTERE TÜR-GLASFÜHRUNG
GUIA INFERIOR PUERTA CRISTAL

ART.	REF.
GV 01	019010310057

AV 01
 AV 02
 AV 03



ANILHA PARA SUPORTE TECTO/PAREDE
 BRACKET SUPPORT WASHER
 ANNEAU MURAL / SUPPORT
 UNTERLEGSCHIBE FÜR DECKENHALTER/WAND
 ARANDELA PARED/TECHO PARA SOPORTE

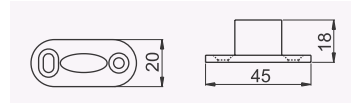


ART.	REF.
AV 01 Ø1MM	019010310058
AV 01 Ø2MM	019010310059
AV 01 Ø3MM	019010310060

GM 01



GUIA INFERIOR PORTA MADEIRA
 GUIDE FOR WOOD DOOR
 GUIDE INFÉRIEUR / PORTE EN BOIS
 UNTERE LEITFADEN FÜR HOLZ TÜR
 GUIA INFERIOR PUERTA MADERA



ART.	REF.
GM 01	019010310061



Suportes e Acessórios de Corrimão

Handrail Brackets and Accessories

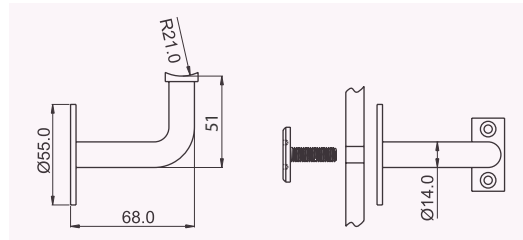
Supports et Accessoires pour Main Courante

Handlauf Halterungen und Zubehör

Soportes de Pasamanos y Accesorios

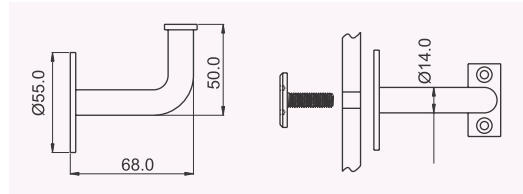
S³



SC 02-42
 SCQV 05-42


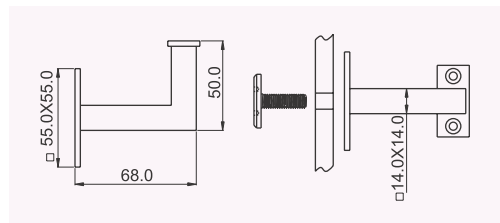
SCQV
 FIXAÇÃO A VIDRO
 FOR GLASS FIXING
 FIXATION VERRE
 FIJACIÓN CRISTAL

ART.	REF.
SC 02 42	019010320002
SCQV 05 42	019010320008

 SC 01
 SCQV 06


SCQV
 FIXAÇÃO A VIDRO
 FOR GLASS FIXING
 FIXATION VERRE
 FIJACIÓN CRISTAL

ART.	REF.
SC 01	019010320001
SCQV 06	019010320009

 SCQ 03
 SCQV 03


SCQV
 FIXAÇÃO A VIDRO
 FOR GLASS FIXING
 FIXATION VERRE
 FIJACIÓN CRISTAL

ART.	REF.
SC 03	019010320003
SCQV 03	019010320007

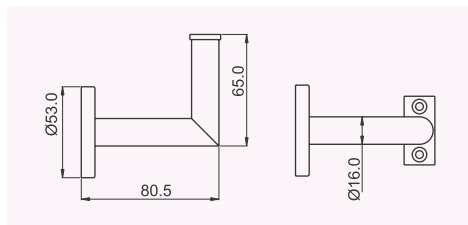
Suportes e Acessórios de Corrimão

Handrail Brackets and Accessories / Supports et Accessoires de la Main Courante


Handlauf Halterungen und Zubehör / Soportes de Pasamanos y Accesorios



SC 04



ART.	REF.
SC 04	019010320004



Tubos
Tubes



TUB



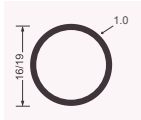
ART.	DESCRIPTION	REF.
TUB-01-19	TUBO 1M ROSCADO 1 LADO 19MM / TUBE 1M SCREW BY 1 SIDE 19MM	559010010009
TUB-01-25	TUBO 1M ROSCADO 1 LADO 25MM / TUBE 1M SCREW BY 1 SIDE 25MM	559010010010
TUB-02R-19	TUBO 1M ROSCADO 2 LADOS 19MM / TUBE 1M SCREW BY 2 SIDES 19MM	559010010006
TUB-02R-25	TUBO 1M ROSCADO 2 LADOS 25MM / TUBE 1M SCREW BY 2 SIDES 25MM	559010010007

TUB-RED



ART.	DIMENSIONS	REF.
TUB-RED	25 x 1000MM	559010010027

TR01



ART.	REF.
TR01 Ø16mm	559010010016
TR01 Ø19mm	559010010017

TS-06



ART.	REF.
TS 06	559010010011

BRUTO / RAW / BRUT

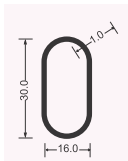
TC-06



ART.	REF.
TC 06	559010010012

TUBO OVAL

OVAL SHAPED TUBE



ART.	REF.
TUBO OVAL	089010010021

Opções de Acabamentos / Finishes Options

SUPORTE CENTRAL OVAL
CENTRAL OVAL SHAPED BRACKET



ART.	REF.
S.O.C. Nº1	019010090007
S.O.C. Nº2	019010090002

Com e sem parafuso / With and without screw

SUPORTE TOP OVAL
TOP OVAL SHAPED BRACKET



ART.	REF.
SUPORTE TOPO OVAL	019010090001
SUPORTE TOPO OVAL ECO	019010090004

STPR 01
SUPORTE LATERAL
LATERAL SUPPORT

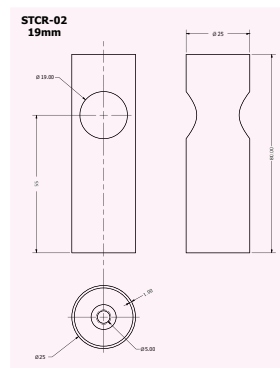


ART.	REF.
STPR 01 Ø16mm	019010170071
STPR 02 Ø19mm	019010170072

STCR 01
SUPORTE CENTRAL
CENTRAL SUPPORT



ART.	REF.
STCR 01 Ø16mm	019010170073
SPTR 02 Ø19mm	019010170074





Visores de Porta

Peepholes

Judas optiques

Mirillas de puerta



V/01 (180°/200°)



ART.	REF.
V/01-180° (35-50mm)	459010010005
V/01-200° (50-76mm)	459010010004

Opções de Acabamentos / Finishes Options

V/01 200° (c/ TAMPÁ) (w/ COVER)



ART.	REF.
V/01-200° c/ Tampa (50-76mm)	459010010007*
V/01-200° c/ Tampa (34-50mm)	459010010008

Opções de Acabamentos / Finishes Options



***O fornecimento dos produtos apresentados neste Catálogo estão sujeitos a disponibilidade de stock.
Le fournissement des produits présentés sur ce Catalogue sont soumis á disponibilité de stock.
The supply of the products presented in this Catalog are subjected to stock availability.
El suministro de los productos en este Catálogo estan sujetos a disponibilidad de stock.**



APC reserva-se o direito de a qualquer momento, sem necessidade de aviso prévio e com efeitos imediatos, atualizar as especificações e os desenhos dos produtos, assim como todo o conteúdo presente no catálogo.

APC reserves the right at any time, without prior notice and with immediate effect, update the specifications and product designs, as well as all content present on the catalog.

APC se réserve le droit, à tout moment sans préavis et avec effet immédiat, de mettre à jour les spécifications et la conception des produits, ainsi que tout le contenu présent sur le catalogue.

APC se reserva el derecho en cualquier momento, sin previo aviso y con efecto inmediato, actualizar las especificaciones y diseños de productos, así como todo el contenido de lo catálogo.



EVOLUTION AT YOUR SERVICE



www.apc.com.pt



APC - ALCIDES DE SÁ PINTO CASTRO, LDA
ZONA INDUSTRIAL DE RIO MEÃO
RUA 3 / APARTADO 485
4520-475 RIO MEÃO
SANTA MARIA DA FEIRA

GPS 40°57'35.95"N
8°35'55.19"W



TEL. +351 256 780 230
FAX: +351 256 780 239



LOGISTICA@APC.COM.PT