



INCINER8
AGRICULTURAL
INCINERATOR
CATALOGUE



**AGRICULTURAL INCINERATOR
CATALOGUE**



AWARD-WINNING WASTE INCINERATORS



With a reputation built on several decades of global manufacturing excellence, Inciner8 is one of the most respected names in incineration and waste management. A proud Merseyside business at the forefront of British manufacturing. Inciner8's client portfolio features some of the biggest names in medical, mining and agriculture, whilst also delivering solutions to numerous start-ups and SMEs, including pet cremation businesses and clinics.

From its manufacturing HQ in Southport, a growing and highly skilled workforce develops, designs, assembles, exports, installs and services Inciner8's products, which are designed to outperform expectations. With this in mind, it's easy to see why Inciner8 has won three Queen's Awards and counting.



TRUSTED BY FARMERS ACROSS THE GLOBE

Incineration of both animal waste and animal carcasses are the best way to ensure bio-security in the agricultural sector. At Inciner8, with our heritage in the farming sector, we are the trusted experts in incineration for farms and agricultural businesses of all sizes, all over the world.

Designed and manufactured in Britain to ISO 9001 accredited quality assurance standards, our machines are widely used for ABP (Animal By-Products), farm waste and fallen stock requirements. Disposing of waste safely and efficiently with our incinerators enables farms and agricultural businesses around the world to safeguard livestock by controlling disease and tackling waste responsibly.

All of our agricultural incinerators are Defra type approved by conforming with all their current guidelines. For more information in regards to Defra regulations please contact our sales team who will be more than happy to answer all your questions.



CONTENT

I8-20A	- Page 6
I8-40A	- Page 7
I8-55A	- Page 8
I8-75A	- Page 9
I8-140A	- Page 10
I8-200A	- Page 11
I8-250A	- Page 12
I8-500A	- Page 13
I8-700A	- Page 14
I8-1000A	- Page 15

OUR TECHNOLOGY



CORETEX INSULATION

Coretex insulation - Triple insulation Coretex technology uses a combination of high-density insulation board, custom refractory concrete and thick steel to deliver the ultimate incineration insulation.



SMARTPANEL REMOTE MONITORING

Smartpanel remote monitoring allows users to access the control panel remotely, away from the incinerator. This allows access and technical support from anywhere in the world, allowing data and controls to be viewed by who needs it the most.



MISTRAL TECHNOLOGY

Our Mistral technology increased airflow for when you need a stronger combustion reaction for harder to incinerate waste. Additional airflow gives the combustion chamber more oxygen when it needs it for an unbeatable efficiency and increased incinerating potential.



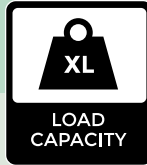
USB DATA LOGGING

Our USB data logging allows the operator to digitally download all data from the incinerator and export them into easy to read formats to share with relevant authorities. This allows you to comply with local laws with ease and gives you the capability to log all your data on a small and secure device.



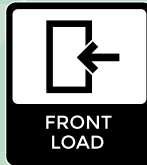
HYDRAULIC DOOR

We manufacture our incinerators from heavy-duty steel, hydraulic doors are fitted to some of our models to make it easy and effortless to open and close the chamber doors via the control panel making light work of continuous loading.



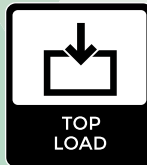
LOAD CAPACITY

Inciner8 uses four main size guides within our comprehensive range to differentiate our models, from S to XL. This allows us to provide you with a machine that perfectly fits your needs and your waste stream.



FRONT LOAD

Front-loading increases accessibility and ease of use for manual handling and is ideal for the medical and pet cremation sectors. It allows ash to be easily and carefully removed and makes the overall accessibility into the primary chamber easier for the operator.




TOP LOAD

Incinerators come in two forms of loading capabilities: top and front, Top loading allows the waste to be dumped in from above making it easy to access for trucks and machinery. It also allows additional extras such as bin tippers and autoloaders to be used within the operation.



CONTAINER CONFIGURE

Certain Incinerators have the capability to be configured into mobile containerised incineration units. This gives them the benefit of being easy to lock up and secure when at a remote site, as well as being easier to move with added benefits of minimal setup and dismantling time.



TRAILER CONFIGURE

Some of our smaller incinerators can be configured onto trailers. These trailers are country-specific and can be tailored to your needs. This allows extreme portability and can be moved to different locations with very minimal setup time, perfect for constantly moving operations.

i8-20A



LOAD
CAPACITY



CORETEX
INSULATION



TOP
LOAD



CONTAINER
CONFIGURE



TRAILER
CONFIGURE

The i8-20A is the smallest agricultural incinerator in our range. The top loading design means liquids are well contained within this system during combustion. The i8-20A is perfect for small farms, veterinary practices or other small businesses within the agricultural world. It is also one of the most affordable ways to introduce yourself to the world of Inciner8.

OPERATIONAL SPEC

PHYSICAL SPEC

Combustion Chamber Volume	0.18m ³	Door Size (mm)	490 x 490
Burn Rate*	up to 30kg p/h	External Length (mm)	1600
Average Fuel Consumption	7-9 ltrs p/h	External Width (mm)	850
Operational Temperature	> 850°C	External Height (mm)	4310
Gas retention	2 secs	Shipping Weight	1230kg

*Burn rates dependent on waste stream and calorific value

TYPICAL APPLICATIONS:

- Animal Breeders
- Animal Research Centres
- Catteries
- Kennels
- Animal Rescue Centres
- Game & Hunt Waste





i8-40A



Our i8-40A builds upon the success of our i8-20A and is a simple and effective agricultural incinerator from our smaller range. It excels in being a machine that is capable of dealing with a wide range of waste at an affordable price point. It features advanced chamber technology with an afterburner for the re-burn of harmful emissions with a 2 second retention time giving you a complete compact waste solution.

OPERATIONAL SPEC

PHYSICAL SPEC

Combustion Chamber Volume	0.36m ³	Door Size (mm)	560 x 560
Burn Rate*	up to 40kg p/h	External Length (mm)	1600
Average Fuel Consumption	9-11ltrs p/h	External Width (mm)	1300
Operational Temperature	> 850°C	External Height (mm)	4400
Gas retention	2 secs	Shipping Weight	1520kg

*Burn rates dependent on waste stream and calorific value

TYPICAL APPLICATIONS:

- Animal Breeders
- Catteries
- Animal Research
- Animal Rescue Centres
- Kennels
- Game And Hunt Waste

18-55A



18-55A model, a great investment, is a mid range incinerator. It is a medium capacity animal incinerator from our range of 'DEFRA Approved' models and is suitable for disposing of birds, poultry and large domestic animals with dual function as a pet cremation system. This option benefits from a simple top loading door and advanced secondary chamber technology to provide an environmentally friendly option for a variety of industries. This top loader is the perfect choice if you need liquid retention making this incinerator ideal for incineration of most types of animal waste. This unit benefits from a secondary chamber with an afterburner for the return of harmful emissions with a 2 second retention time.

OPERATIONAL SPEC

PHYSICAL SPEC

Combustion Chamber Volume	0.54m ³	Door Size (mm)	720 x 830
Burn Rate*	up to 50kg p/h	External Length (mm)	2000
Average Fuel Consumption	11-13 ltrs p/h	External Width (mm)	1300
Operational Temperature	> 850°C	External Height (mm)	4480
Gas retention	2 secs	Shipping Weight	2100kg

*Burn rates dependent on waste stream and calorific value

TYPICAL APPLICATIONS:

- Emergency Outbreaks
- Livestock Farms
- Kennel Waste
- Animal Reserch Centre
- Animal Breeders
- Game & Hunt Waste





i8-75A



i8-75A model is a mid range incinerator, giving you quality design and engineering. The i8-75A is a medium capacity animal incinerator from our range of 'DEFRA Approved' models and is suitable for disposing of game, deer, poultry, sheep and the largest breeds of domestic animals with dual function as a pet cremation system. This option benefits from a simple top loading door and advanced secondary chamber technology to provide an environmentally friendly option for a variety of industries.

OPERATIONAL SPEC

PHYSICAL SPEC

Combustion Chamber Volume	0.75m ³	Door Size (mm)	990 x 920
Burn Rate*	up to 50kg p/h	External Length (mm)	2300
Average Fuel Consumption	11-15 ltrs p/h	External Width (mm)	1600
Operational Temperature	> 850°C	External Height (mm)	4680
Gas retention	2 secs	Shipping Weight	3000kg

*Burn rates dependent on waste stream and calorific value

TYPICAL APPLICATIONS:

- Renderers
- Kennels
- Farms
- Game & Hunt Waste
- Emergency Outbreaks
- Abattoirs

18-140A



18-140A model is a high performance, medium sized incinerator. The i8-140A is a high capacity animal incinerator which is suitable for disposing of large domestic animals, sheep, lambs and many others benefiting from a wide opening door and high hourly burn rates. This model is an ideal waste disposal solution for farms, shooting practices, slaughterhouses, abattoirs or veterinary practices. This unit benefits from a secondary chamber with an afterburner for the re-burn of harmful emissions with a 2 second retention time. It delivers clean and tidy, effective waste solutions and is a good return on your investment.

OPERATIONAL SPEC

PHYSICAL SPEC

Combustion Chamber Volume	1.35m ³	Door Size (mm)	1450 x 750
Burn Rate*	up to 100kg p/h	External Length (mm)	3050
Average Fuel Consumption	14-19 ltrs p/h	External Width (mm)	1700
Operational Temperature	> 850°C	External Height (mm)	4180
Gas retention	2 secs	Shipping Weight	3200kg

*Burn rates dependent on waste stream and calorific value

TYPICAL APPLICATIONS:

- Livestock Farms
- Kennels
- Vets
- Animal Waste Collectors
- Abattoirs
- Animal Research Centres



i8-200A



The i8-200A is large enough to offer impressive burn rates and batch sizes, whilst still being small enough to fit in a 20ft container. The i8-200A features a top-loading design with a large opening for bulky agricultural waste items. Like all our 'A' range models it is DEFRA Type approved and features a secondary chamber with an afterburner for the re-burn of harmful emissions with a 2 second retention time.

OPERATIONAL SPEC

Combustion Chamber Volume	1.92m ³
Burn Rate*	up to 150kg p/h
Average Fuel Consumption	20-25 ltrs p/h
Operational Temperature	> 850°C
Gas retention	2 secs

PHYSICAL SPEC

Door Size (mm)	2040 x 1060
External Length (mm)	3200
External Width (mm)	2100
External Height (mm)	4390
Shipping Weight	6500kg

*Burn rates dependent on waste stream and calorific value

TYPICAL APPLICATIONS:

- Abattoir
- Livestock Farm
- Large Vets
- Game & Hunt Waste
- Emergency Outbreaks
- Animal Waste Collectors

i8-250A



The i8-250A is one of our mid-sized models that can be used for a variety of applications, large enough to offer impressive burn rates and batch sizes, while still being small enough to fit in a 20ft container. The i8-250A features a top-loading design with a large opening for bulky waste items. Like all our 'A' range models it is DEFRA Type approved and features a secondary chamber with an afterburner for the re-burn of harmful emissions with a 2 second retention time.

OPERATIONAL SPEC

PHYSICAL SPEC

Combustion Chamber Volume	2.40m ³	Door Size (mm)	2530 x 1610
Burn Rate*	up to 175kg p/h	External Length (mm)	3590
Average Fuel Consumption	25-30 ltrs p/h	External Width (mm)	1390
Operational Temperature	> 850°C	External Height (mm)	4640
Gas retention	2 secs	Shipping Weight	8000kg

*Burn rates dependent on waste stream and calorific value

TYPICAL APPLICATIONS:

- Kennels
- Vets
- Livestock Farms
- Animal Waste Collectors
- Emergency Outbreaks
- Game & Hunt Waste



i8-500A



One of our newest designs is the i8-500A it uses groundbreaking design and uses features found on our larger machines. Taking over two years to develop, the i8-500A was designed from the ground up to offer impressive burn rates and large batch sizes while still achieving some of the lowest emissions in its class. It is suitable for disposing of horses, cattle and other large animals benefiting from a wide opening door and high hourly burn rates. This model is an ideal disposal solution for farms, shooting practices, slaughterhouses, abattoirs, veterinary practices or similar facilities with high quantities of animals. You also get one of the largest primary chambers around, controlled air incineration as standard, and a plethora of options in terms of pre-processing and post-combustion - all geared to increasing the performance and efficiency of this unit.

OPERATIONAL SPEC

PHYSICAL SPEC

Combustion Chamber Volume	5.00m ³	Door Size (mm)	3500 x 1500
Burn Rate*	up to 450kg p/h	External Length (mm)	5000
Average Fuel Consumption	30-40 ltrs p/h	External Width (mm)	2800
Operational Temperature	> 850°C	External Height (mm)	5750
Gas retention	2 secs	Shipping Weight	18000kg

*Burn rates dependent on waste stream and calorific value

TYPICAL APPLICATIONS:

- Livestock Farms
- Kennels
- Vets
- Animal Waste Collectors
- Game & Hunt Waste
- Emergency Outbreaks

i8-700A



The second biggest model in our agricultural range is the i8-700A. The machine was designed to out perform any other incinerator within its class. This model can be customized with viewing windows, external cladding and automatic loading to provide an effective and sustainable waste disposal solution all agricultural waste. We offer a plethora of options in terms of pre-processing and post-combustion - all geared to increasing the performance and efficiency of this unit. Top loading design provides liquid retention making this incinerator ideal for incineration of many different waste streams. This model uses our NX PLC range of control panels. Non PLC system can be ordered on request.

OPERATIONAL SPEC

PHYSICAL SPEC

Combustion Chamber Volume	6.75m ³	Door Size (mm)	4580 x 1500
Burn Rate*	up to 600kg p/h	External Length (mm)	6200
Average Fuel Consumption	40-50 ltrs p/h	External Width (mm)	2800
Operational Temperature	> 850°C	External Height (mm)	5750
Gas retention	2 secs	Shipping Weight	19000kg

*Burn rates dependent on waste stream and calorific value

TYPICAL APPLICATIONS:

- Abattoir
- Livestock Farm
- Large Vets
- Game & Hunt Waste
- Emergency Outbreaks
- Animal Waste Collectors





i8-1000A



The flagship model within our agricultural lineup is the i8-1000A, it is the biggest machine within our agricultural range and took over three years to develop. The i8-1000A is at the forefront of combustion technology and offers impressive burn rates and large batch sizes while still achieving some of the lowest emissions in its class. The i8-1000A can be customised with viewing windows, external cladding and automatic loading to provide an effective and sustainable waste disposal solution for many different types of agricultural waste. The i8-1000A also has the benefit of being fitted with our NX PLC control panel including smartpanel technology allowing operators to remotely monitor performance and diagnose any issues should they occur.

OPERATIONAL SPEC

PHYSICAL SPEC

Combustion Chamber Volume	8.70m ³	Door Size (mm)	4000 x 1500
Burn Rate*	up to 800kg p/h	External Length (mm)	6900
Average Fuel Consumption	40-50 ltrs p/h	External Width (mm)	2900
Operational Temperature	> 850°C	External Height (mm)	6260
Gas retention	2 secs	Shipping Weight	24000kg

*Burn rates dependent on waste stream and calorific value

TYPICAL APPLICATIONS:

- Large Abattoirs
- Stable & Stud Farm
- Emergency Outbreaks
- Animal Waste Collectors
- Game and Hunt Waste
- Large Livestock Farms

OPTIONAL EXTRAS



PCS SYSTEM

Pollution control systems capture all the gasses, soot and entrained solids emitted by the incineration process and capture them to meet the European regulations, which are set out in directive 2000/76/EC. There are a variety of PCS systems available depending on your incinerator and the complete system you have configured.



ANNUAL SPARES PACKAGE

One year spare parts package is the perfect addition to any Inciner8 purchase to keep you running should any parts within the incinerator need replacing. You can set it up as a one time purchase or as continuous yearly purchase so you are always backed up with instant replacements.



AUTOLOADER

Larger Inciner8 models can be configured with autoloaders. This allows the waste to be automatically loaded into the primary chamber once each cycle is completed. An autoloader not only speeds up the incineration process but also keeps the primary chamber at a stable temperature due to the efficiency of the loading times.



VENTURI

Our entry-level pollution control solution uses the energy from a high-velocity inlet gas stream to atomize the liquid being used to scrub the gas stream. It is our most popular additional configuration due to increasing emissions laws throughout the world.



CARCASS TIPPER

Inciner8's carcass tipper allows heavy waste items to be loaded into the primary chamber with ease. Due to the automatic nature of the machine, it means your operation will be more seamless and safer. Thus reducing any potential injuries to the operator/s.



HEAT EXCHANGER

Inciner8 offers heat exchange for systems that need to cool down gases before they enter additional sections of a configured module. They are used to decrease gas temperatures before entering PCS systems and as a key part of any heat recovery system.



WWW.INCINER8.COM

SALES / HEAD OFFICE

Inciner8 International
2 Canning Rd Industrial Estate
Southport
Merseyside
PR9 7SN

T - +44 (0) 1704 884020
E - enquiries@inciner8.com

TECHNICAL SUPPORT

T - +44 (0) 1704 884020
E - techsupport@inciner8.com

