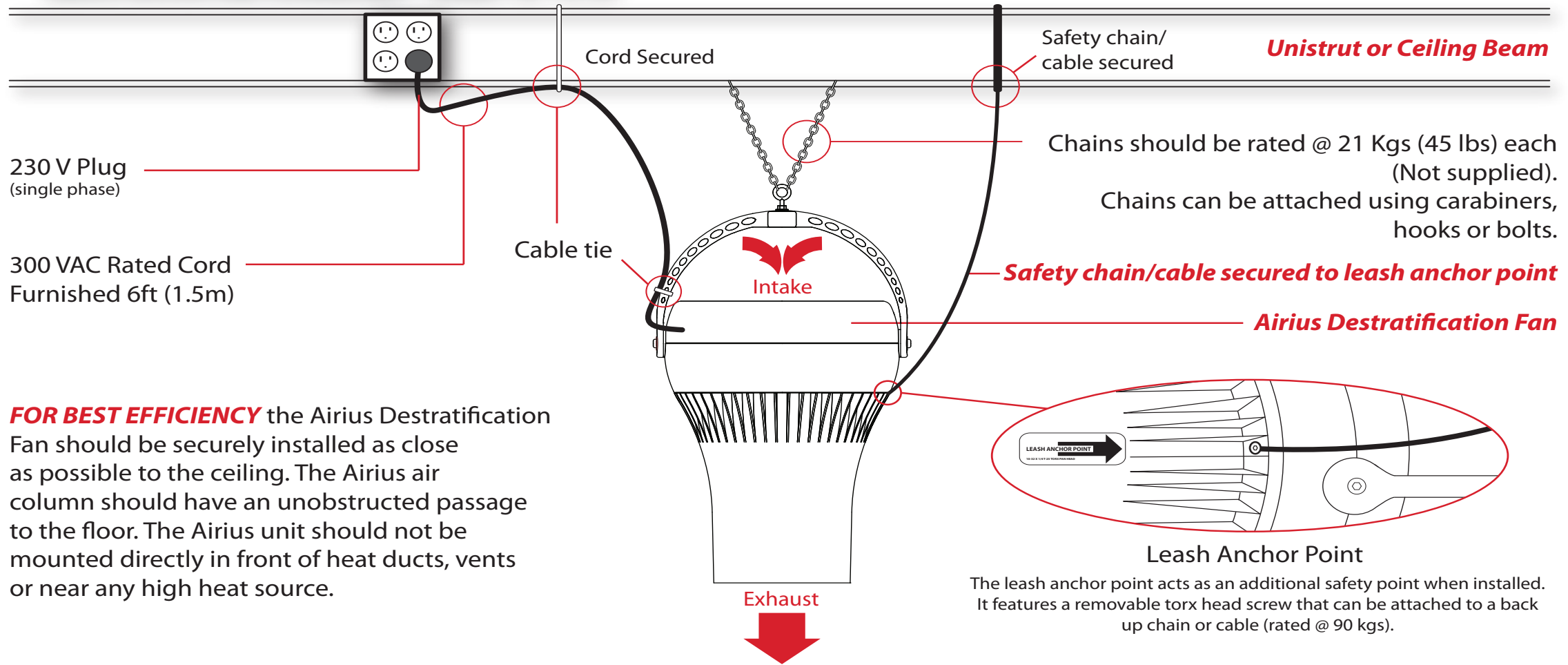


AIRIUS MOUNTING GUIDELINES - Model 10, 15, 25



FOR BEST EFFICIENCY the Airius Destratification Fan should be securely installed as close as possible to the ceiling. The Airius air column should have an unobstructed passage to the floor. The Airius unit should not be mounted directly in front of heat ducts, vents or near any high heat source.



Holwell Farm, Cranborne
Dorset BH21 5QP

E: airflow@airius.co.uk
W: www.airius.co.uk

Office: +44 (0)1202 554200
Fax: +44 (0)1202 554396

AIRIUS[®], AIR PEAR[®], and THE THERMAL EQUALIZER[®] are trademarks of Airius, LLC, registered in the U.S. and in some countries abroad. Other trademarks pending in the U.S. and abroad.

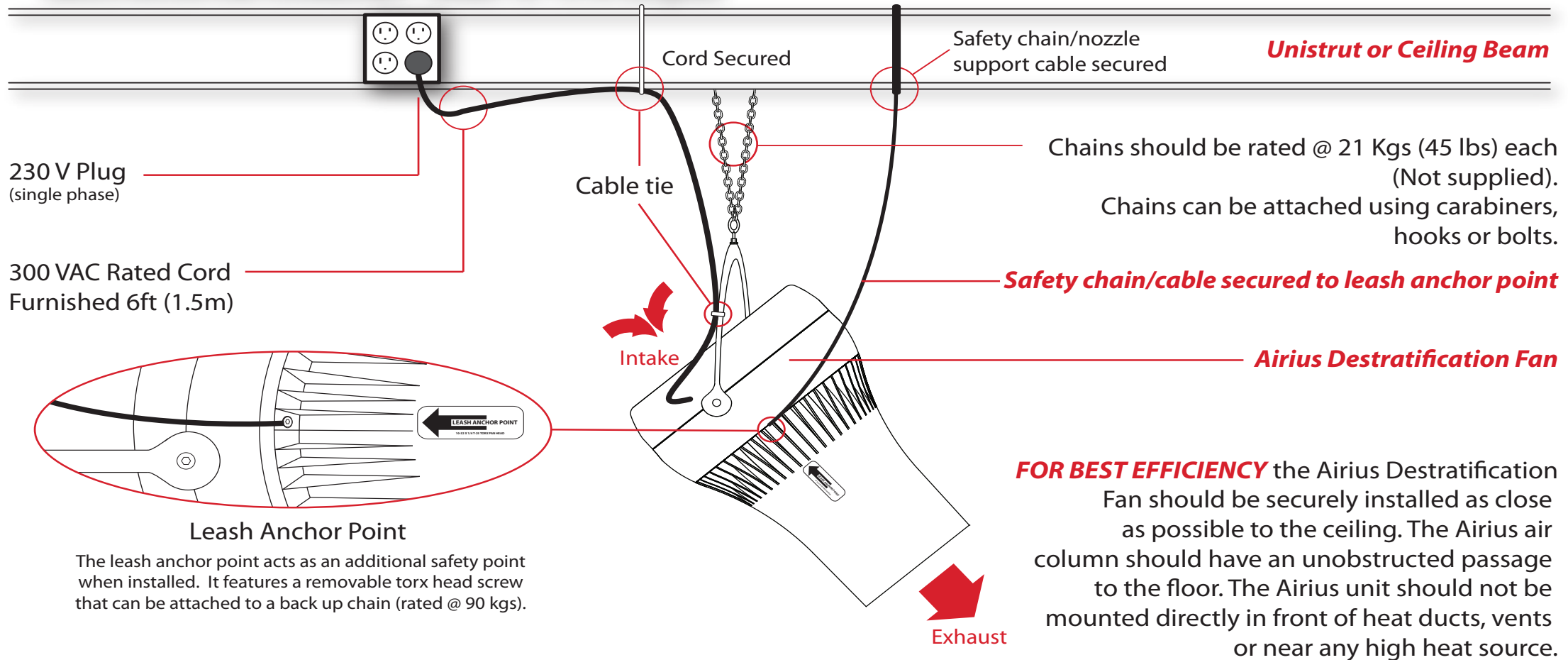
Get In Touch

 **Call:** 0845 6880112
 **Email:** info@adremit.co.uk

Our Address

Puravent, Adremit Limited, Unit 5a, Commercial Yard,
Settle, North Yorkshire, BD24 9RH

AIRIUS MOUNTING GUIDELINES - Model 10, 15, 25 (Angled)




Holwell Farm, Cranborne
Dorset BH21 5QP

E: airflow@airius.co.uk
W: www.airius.co.uk

Office: +44 (0)1202 554200
Fax: +44 (0)1202 554396

AIRIUS[®], AIR PEAR[®], and THE THERMAL EQUALIZER[®] are trademarks of Airius, LLC, registered in the U.S. and in some countries abroad. Other trademarks pending in the U.S. and abroad.

Get In Touch

 **Call:** 0845 6880112
 **Email:** info@adremit.co.uk

Our Address

Puravent, Adremit Limited, Unit 5a, Commercial Yard,
Settle, North Yorkshire, BD24 9RH