

SBI 

☎ 0800 074 27 21

• awnings • blinds • canopies •



QUALITY AWNINGS
DESIGNED TO LAST

UK AWNING MANUFACTURER

WHO WE ARE?

SBI Ltd was founded in 1998 to offer an affordable and seamless approach to awnings. With years of experience we have created an efficient process that eliminates the need for a middle man. Instead, from our factory based just outside of London, but servicing the entirety of the UK, we manufacture and advise on all your awning requirements.

Harnessing the latest technology to create long-lasting awnings and to build meaningful relationships with our clients we are proud of our service and the awnings we create.





QUALITY



MANUFACTURED
IN UK



WARRANTY



SUPPORT

WORK WITH US

ON YOUR TERMS, SELECT FROM OUR
FLEXIBLE PARTNERSHIP OPTIONS:

1

SUPPLY ONLY

GUARANTEED BEST PRICES AND UNFAILING, QUICK TURNAROUND.

2

SUPPLY AND INSTALL

OUR DEDICATED INSTALLATION CREW HAS OVER 30 YEARS EXPERIENCE
BESPOKE CUSTOM SOLUTIONS
WIDE RANGE OF FIXING OPTIONS EVEN FREE STANDING OPTIONS

3

CONTRACT INSTALLATION SERVICE

WE CAN INSTALL OTHER BRANDS OF AWNINGS OR IF YOU NEED AN AWNING MOVED WE CAN DO IT
RECOVERING, REBRANDING, CLEANING AND REPAIRS OF ALL MAKES AND MODELS
PUT OUR EXPERTISE, TEAM, TIME AND RESOURCES TO USE.



OUR PRODUCTS

We have been operating for over 20 years. With the application of state-of-the-art technologies and the highest quality fabrics, we have managed to create a modern and unfailing manufacturing process. Without compromising the quality of our products, we were able to limit our turnaround time – order to install - to a maximum of 30 working days.

Our awnings, canopies and conservatory blinds are all made to order in our UK based factory. This allows us to fully control the manufacturing process and to quality-check and test all products before packaging and shipping them out to you. This is how we successfully deliver and install a functional product each time and meet our client's expectations.

S B I 



QUALITY
PRODUCTS

SEMI CASSETTE



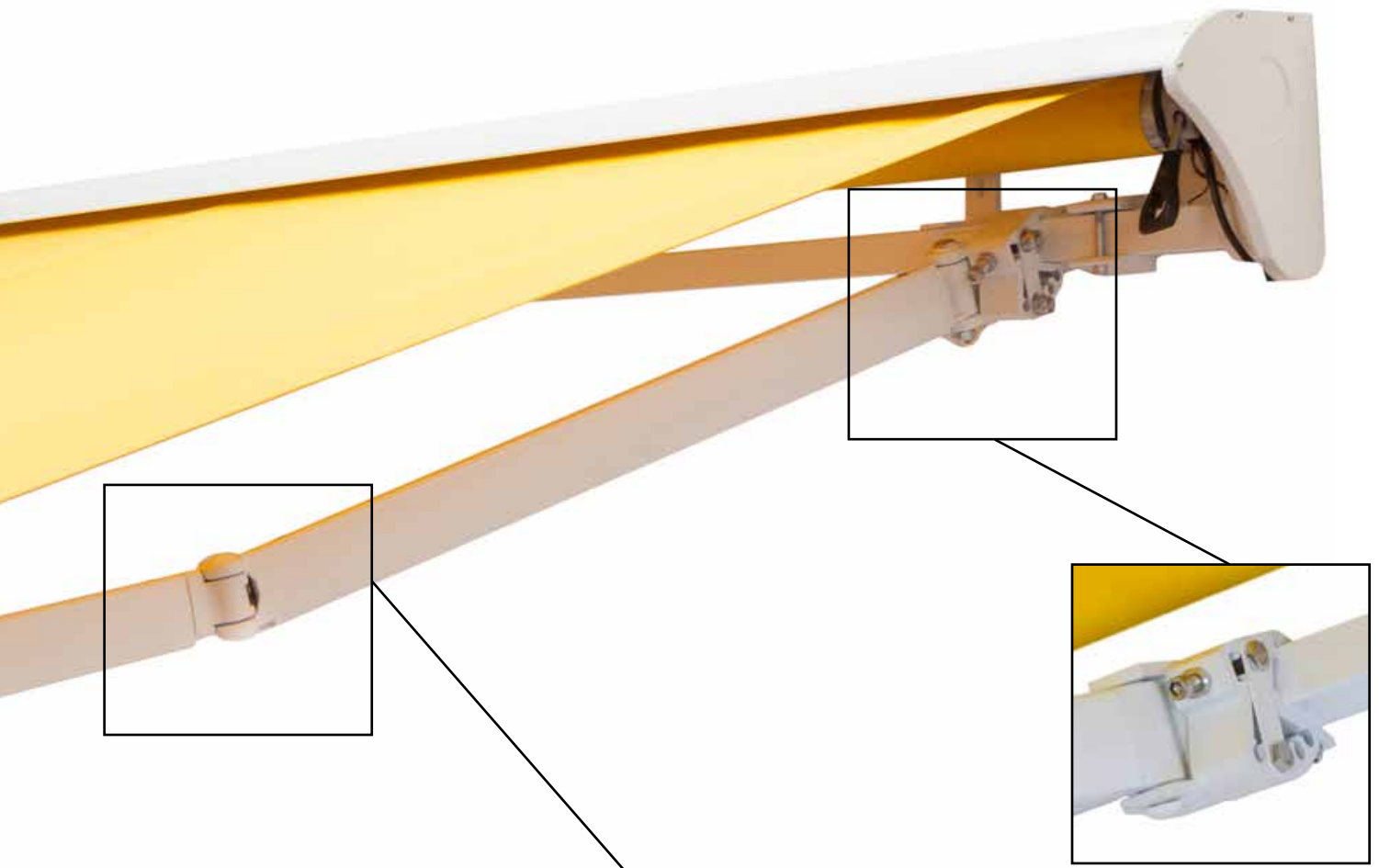
DESCRIPTION

Semi Cassette Awning is the perfect opportunity for restaurant and café owners to lure more clients in by offering a cosy outside seating space in great style.

Enhanced by the fitted LED lighting system with an optional light sensor, this practical awning solution will be an easily maintained extension to the high-level customer care you offer inside your restaurant.

Providing shade and shelter day and night, your investment will pay back sooner than you might expect - both in profit and in customer satisfaction.

- Handcrafted sign-writing on main section and valance
- Motorised with remote control or manual
- Powder coated awning frame
- Optional light and wind sensor



TECHNICAL INFO

Frame:
Aluminium frame and components in white as standard

Arms:
Aluminium arms with double springs and stainless steel chain

Front bar:
Designed with water gutter and elegant end caps

Aluminium hood:
Aluminium cover with side caps, in white finish as standard

Fabric:
100's of colour fabrics from top European suppliers

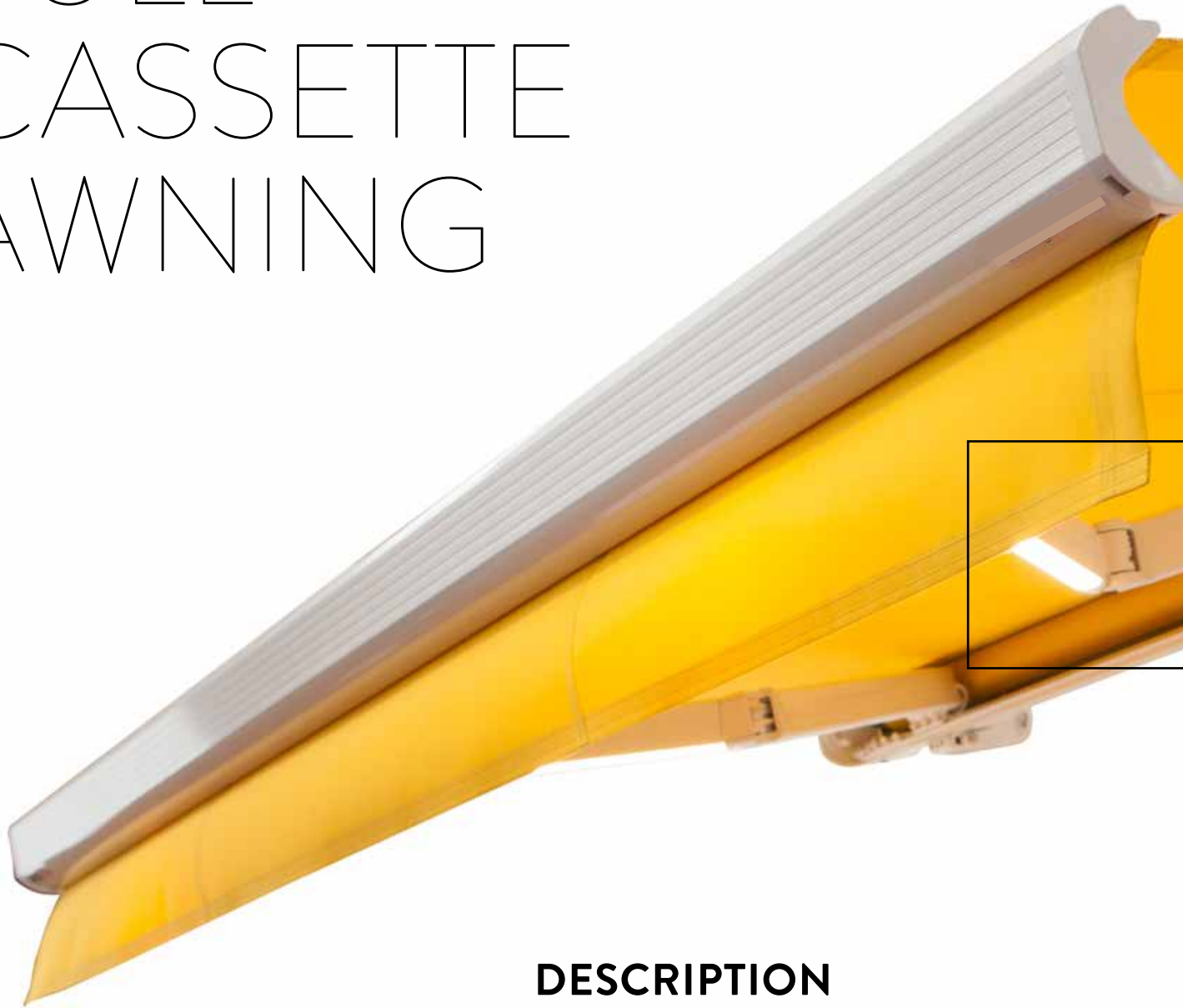
Operation:
Strong reliable motor with emergency manual override and remote control or manually operated

Light and wind Sensors:
To automatically protect your awning when wind detected or the sun's intensity increases

Sizes Range:
Projection: arms available in 1.5, 2, 2.5, 3 & 3.5 metre projection
Width: smallest awning size 2.5 metres and up to 7 metres in one piece.



FULL CASSETTE AWNING



DESCRIPTION


Encapsulating great functionality and style, the Full Cassette Awnings are an ideal solution for buildings that are fully exposed to tough weather conditions.

Thanks to the fabric cover maximum protection it provides top-notch quality and protection against wind and heavy rain with virtually unnoticeable wear and tear of the material over the years.

Suitable for both large and small areas and installable in places hard to reach, the Full Cassette Awning can be customised to your individual needs to add elegance to your shop, restaurant or patio.

Designed with you and your comfort in mind, this awning is adjustable and fully retractable, possible to operate remotely or manually, with an option to install a wind and a light sensor to let it do what it is made to do independently and as/when required.

- Handcrafted sign-writing on valance only
- Motorised with remote control
- Powder coated awning frame



TECHNICAL INFO

Frame:

Aluminium frame and components in white as standard

Arms:

Aluminium arms with double springs and twin coated cables with LED lights

Fabric:

100's of colour fabrics from top European suppliers

Operation:

Strong reliable motor with remote control

Light and wind sensor:

To automatically protect your awning when wind detected or the sun's intensity increases

Sizes Range:

Projection: Arms available in 2, 2.5 and 3 metre projection

Width: Smallest awning size 3 metres and up to 6 metres in one piece.


TRADITIONAL VICTORIAN AWNING



DESCRIPTION

Over the years, awnings have undergone a transformation of style, taken on various forms, fabrics and designs. However, their main function remained unchanged - they all provide shade and shelter, additional commercial or restaurant space, or a stylish touch to a building front. At SBI Ltd, we are on a mission to keep the timeless charm of the traditional Victorian awning alive, because in spaces where modern designs simply do not fit, this long-established, tried and tested awning solution should do the job. Fabricated from canvas and finished with a scalloped edge, they will blend in with the classical façade of the building and enhance its charm and beauty. Made to measure and in style, Victorian awnings are the most resilient and yet subtle awning solution

- Handcrafted sign-writing on main awning and valance
- Paint finish or stained and varnished
- Manually operated
- Straight or scalloped finish valance





TECHNICAL INFO

Case:
Hardwood

Arms:
Steel with cast ironmongery

Front bar:
Hardwood with water drainage grooving

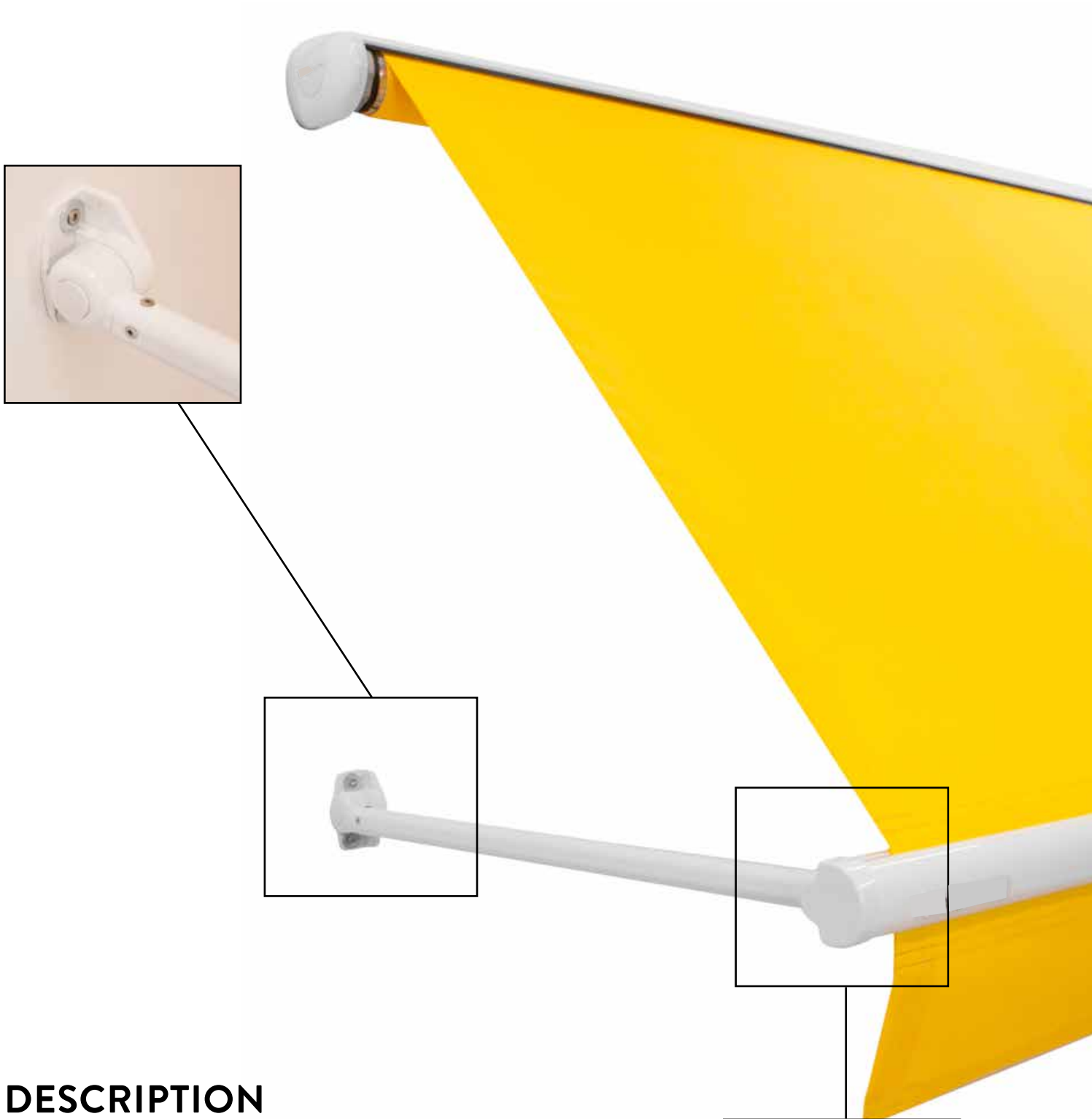
Fabric:
100's of colour fabrics from top European suppliers

Operation:
Pull down operation using a custom hook set on an ash wood pole

Sizes Range:
Custom made projection: from 1m to 3.5m

Width:
1m to 6m in one piece






DESCRIPTION


Standing out from the crowd with its adaptable angle, ready to offer as much or as little shade as needed at a time.

Fixed on individual windows, this solution is best suited for offices, schools and homes, where the amount of light needs to be regulated flexibly and at certain times of the day.

We can make your Drop Arm Blind as trendy or as plain as you like, keep it discrete or make it scream colours from a distance. Whatever option you choose, with our durable materials and resilient mechanisms you will create a trendy, sturdy shaded space.



DROP ARM BLIND



TECHNICAL INFO

Case:

Aluminium extruded arms with aluminium brackets and components and single spring

Front bar:

Circle aluminium extruded sections with plastic end caps

Fabric:

100's of colour fabrics from top European suppliers

Operation:

Manually operated by gear or powered by strong and reliable motor with remote control

Light and wind Sensors:

To automatically protect your awning when wind detected or the sun's intensity increases

Sizes Range:

1 and 1.2 and 1.5 projection

Width:

1m to 5m in one piece

EXTERIOR VERTICAL BLIND



DESCRIPTION

Struggling to keep your space cool during hot summer days? Fitting a functional external canvas with a UV coating should do the job!

Fitted outside the window and replacing its cousin – a standard blind – the Exterior Vertical Blind is the perfect solution to stopping the sun from heating up the glass and increasing the temperature inside the building.

Protection from corrosive rainwater is an added value, and so is the option to turn this piece of fabric into outdoor signage or a design masterpiece.

Flexible as we can be, for those, who would rather invite the light than to keep it out, we can find the use for the Exterior Vertical Blind within the interior design - best suited to separate a designated area, provide a bit of privacy and a cosy feel on demand.





TECHNICAL INFO

Frame:
extruded aluminium top board and front rails with stainless steel side rails

Fabric:
100's of colour fabrics from top European suppliers

Operation:
Manually operated by gear or powered by strong and reliable motor with remote control

Sizes Range:
Custom made projection: from 1m to 3m drop

Width:
1m to 5m in one piece



WEDGE CANOPY




DESCRIPTION

Our non-retracting, high-quality aluminium frame and best selection of innovative materials are the heart and soul of the canopy. They make it strong, flexible and resilient to wind and changeable weather conditions.

Should you wish to protect your window display from fading and to ensure a moderate indoor temperature, Wedge Canopies are the perfect solution. And if you need additional advertising space or looking to personalise your shop front (yes, you've guessed it), the Wedge Canopy will do that for you, too!

Suitable for any type of façade and able to be installed in the most atypical spaces, Wedge Canopies will add a long-lasting popularity and value to your business.

- Handcrafted sign-writing on main section and valance
- Reasonably priced
- Customised height and projection
- Good wind resistance



TECHNICAL INFO

Frame:
Made of extruded anodised aluminium

Joints:
Made of glass filled nylon in grey or white

Fixings:
Easy to install by using aluminium hooks

Fabric:
100's of colour fabrics from top European suppliers

Operation:
Fixed in place

Trims:
Made of flexible plastic to hide staples.

Sizes Range:
Projection: from 0.6 to 1.2 metre projection
Width: smallest canopy size 1 metres and up to 6 metres

DUTCH CANOPY



DESCRIPTION

This type of sun and rain protection cannot only be covered with any fabric – from traditional and acrylic canvas to PVC coated textiles – but also customized by a wide array of colours, designs, styles and sizes.

Its permanent cover, fitted over an aluminium quadrant-shaped framework, has made its way to a great number of British commercial and residential walls. Once installed (fixed or retractable), the rust-free aluminium frame guarantees to shade your outside space for a number of years, if not decades!

- Handcrafted sign-writing on main section and valance
- Reasonably priced
- Retractable or fixed
- Good wind resistance



TECHNICAL INFO

Frame:

Made of extruded anodised aluminium

Joints:

Made of glass filled nylon in grey or white

Fixings:

Easy to install by using aluminium hooks

Fabric:

100's of colour fabrics from top European suppliers

Operation:

Retractable through a cord and pulley system or fixed in place


Trims:

Made of flexible plastic to hide staples.

Sizes Range:

Projection: from 0.6 to 1.2 metre projection

Width: smallest canopy size 1 metres and up to 6 metres



CUSTOM MADE CANOPY




DESCRIPTION

With our clients' design and advertising needs in mind, we merged modern fashion with traditional technique to offer this chic solution with a Victorian finish.

We strongly believe that when it comes to design, more often than not, less is more. This is why this fixed structure includes no roller, no motor, no surplus elements to distract the eye from what matters most – the exhibition of your great style.

Without compromise on its quality and longevity, this fixed structure is a unique, minimalist fashion statement, perfect for those who, sentimental towards tradition, care to fit in the modern times.



TECHNICAL INFO

Frame:

Made of solid mild steel 16mm rounded or square

Joints:

bolted and welded together by professional steel maker

Fabric:

100's of colour fabrics from top European suppliers

Operation:


Fixed frames only

Sizes Range:

Projection: from 0.3 to .9 metre projection

Width: smallest canopy size .9 metres and up to 3 metres





LED AWNING ARM



TECHNICAL INFO

Material:

Aluminium extruded sections powder coated in white, with twin stain less steel springs and cables, LED strip lights channelled along the arm and covered with PVC protector, fully weather prove.

Colour:

White as standard

Fixings:

Cast aluminium component in white with stain less steel fasteners

Sizes Range:

Available in size of 1.5, 2, 2.5, 3 and 3.5 metres

QUALITY FABRIC SUPPLIER

Docril® is the best fabric choice when buying an awning, since this product range is made 100% out of solution dyed acrylic fibre, the best raw material and dyeing process known. In the past awnings were made out of cotton fabrics to be fresh but with the objection that cotton, being a natural fibre, rots due to rain and moisture. Since acrylic burst into the awning world, it has replaced cotton and it is now used in most of the awnings. In Spain, more than 97% of the awnings are made with this material. DOCRIL® is not just an acrylic fabric but a solution dyed acrylic fabric, with no mixing or dyeing during the finishing process.

The solution dyeing process adds pigments to the molecule of the fibre, creating links that are difficult to break even after some years, and which are much stronger than those from yarn-dyeing or fabric-dyeing. This is the only way to guarantee the maximum quality and durability of our fabrics. There are other alternatives to the acrylic, more economical and of a worse quality, like polypropylene or polyester that, being synthetic fibres as well, are less lasting than acrylic since they are more vulnerable to UV ray and that makes them less workable for outdoor use.

Full range of Docril® colours available on the CITEL website and mobile app





www.sbiproducts.co.uk