

GLAZING
VISION
visionary rooflights



flushglaze® the original flat glass rooflight





simplicity

The Flushglaze is simplicity itself, a minimalist fixed rooflight with 'frameless' internal views designed to allow as much natural daylight into a room as possible.

The Flushglaze can be manufactured using a variety of custom glass specifications to suit your chosen application. Typical variations include double glazed units utilising toughened, heat soak tested, and heat strengthened laminated glass, triple glazed, walk on specification glass suited to your required loadings, and even fire rated glazing.


Other options include acoustic glass for locations with high noise pollution, solar control, and different types of privacy glass.

The entire Flushglaze range of rooflights has been independently performance tested and approved by the British Board of Agrément, and is also classified by official Police security initiative, Secured by Design. Tested to LPS2081/1 and certificated by the Loss Prevention Certification Board.



flushglaze® multipart rooflight systems


multipart system **silicone seals**



The beauty of the Flushglaze system is its flexibility. For larger areas of glazing, the glass panels can be linked together using a variety of different methods.

For example, if you are working to a span of just over a metre then a simple silicone seal is the only requirement to secure the panels together.

This is a great solution if you are looking to maintain the 'frameless' internal appearance of your rooflight.



multipart system aluminium angles



For larger spans you will need something stronger to safely support the joint between the glazed panels.

A Flushglaze multipart rooflight can also be specified with back to back aluminium angles that form a tee shape for structural support.

This option tends to fit in very well with modern interiors, particularly when paired with bi-fold or sliding door systems, the internal angles can be powder coated to any RAL colour of your choice.





RAL9010 Pure White (above) special order.

multipart system **glass fins**

If you're looking to maintain an all glass finish, a Flushglaze multipart system can be specified using glass fins as structural support instead of aluminium angles.

These are a real architectural feature and offer a slightly more elegant finish.

The fins are heat soak tested, toughened laminated for maximum strength and are supported at each end by stainless steel shoes.



eaves system

The eaves system takes the Flushglaze concept one step further by allowing vertically glazed sections to be connected to overhead glazing.

In most cases, a silicone seal is all that's needed to bond these sections together.

The results are stunning.





ridgeglaze system


Flushglaze is not just limited to flat roofs or a single pitch.

Glazing Vision have developed a 'ridgeglaze' system that is designed to be installed over the apex of your roof, increasing daylight and sky only views on either side.

This system can be specified as a solo version or a full modular arrangement (image left)



walk on flushglaze



The versatility of the Flushglaze system is demonstrated perfectly in our walk on specification range of rooflights.

These products can unlock the potential of a terrace or dark basement without sacrificing usable space.

Our standard glass specification is designed to withstand regular foot traffic in domestic applications with uniform loadings of 1.5kN/m^2 and concentrated loadings of 2.0kN in accordance with BS EN 1991-1-1:2002.

Glazing Vision can also design and manufacture walk on products for other applications such as public areas, commercial or heavy duty applications.



walk on specification **bespoke options**

As part of the Flushglaze range, our walk on rooflights are available as stand-alone or modular systems which allow sections of glass to be fixed together, complete with their own structural support using aluminium back to back angles.

We can also provide a variety of glass finishes such as anti-slip designs for wet weather use, and custom screen printed borders designed to mask the visible part of your kerb beneath. These units can also be specified with opaque privacy glass in a variety of designs.

security rooflight range

Security isn't something you leave to chance, you should ensure any easily accessible rooflights are secure by specifying the right product for the job.

The majority of our standard rooflight range has been exhaustively tested against LPS2081 Issue 1:2015 standards to comply with Building Regulations Approved Document Q - Security in Dwellings.

LPS2081 Issue 1:2015 is specifically designed to replicate the types of 'stealth' attack common to domestic properties.

These rooflights are also supported by official Police security initiative 'Secured by Design' which encourages manufacturers to consider the security performance of their products at the design stage.

Testing must be carried out to a relevant security standard before it can be awarded the Secured by Design mark.

The majority of Glazing Vision's complete rooflight range has been exhaustively tested against LPS2081 Issue 1:2015 standards to comply with Building Regulations





roof windows for pitched roofs



pitchglaze roof window

The Pitchglaze is a UKCA marked roof window designed to be installed in pitched tiled roof applications flush with the tiling line.

We have adopted our pioneering 'frameless' design ethos with this product so that when installed the building occupants can enjoy sky only views through the aperture, something not usually found with traditional roof window products.

The Pitchglaze is designed to be used at roof pitches between 15° and 60° and comprises of Qualicoat approved polyester powder coated aluminium framework combined with either double or triple glazing options.

When compared to more traditional roof windows, the Pitchglaze is available in much larger sizes, allowing increased amounts of natural daylight to penetrate the building whilst maintaining a low-profile external aesthetic.

Pitchglaze roof windows can be manufactured in much larger sizes than traditional roof windows.



pitchridge roof window

The Pitchridge is a UKCA and CE marked fixed product comprising two panes joined at the ridge using back-to-back angles and silicone seal.

The Pitchridge is designed to provide maximum daylight with minimum visible internal structure. Supplied in either portrait or landscape formats, it is designed to be installed in-plane on pitched roof applications.

The product is robust and long-lasting, boasting excellent thermal performance and air tightness, with a variety of optional extras such as special colour and easy clean coating.



pitchvent roof window


The Pitchvent is a UKCA and CE marked ventilation roof window designed to be installed in pitched tiled roof applications.

The Pitchvent can be used at roof pitches between 15° and 60° and comprises of a Qualicoat approved, powder coated dual colour aluminium frame, combined with either double or triple glazing options.

This unit is available as either a manually operated unit, using a screw jack and pole mechanism or as a chain actuated variant, supplied with one or two actuators, depending on specification.

When compared to traditional roof windows, the Pitchvent is available in much larger sizes, thus increasing the amount of natural ventilation in your building.

Pitchvent roof window in open vent position.





Pitchvent roof window in closed position.

Pitchvent roof windows are ideally suited to attic conversions where natural daylight and ventilation are harder to achieve.



feature rooflights

Pyramid rooflight
integrated LED downlighter.



pyramid & lantern

Considered an architectural feature as well as a rooflight, our pyramid and lantern products are a contemporary evolution of the traditional roof lantern.

Glass to glass joins feature extensively on these rooflights minimising visible framework and maximising the amount of natural daylight that will flood into your building.

Our pyramid rooflight also has the optional extra of a built in downlighter in the apex cap, providing a visual focal point in the evening. The lantern rooflight is available as a standard 45° pitch with glass to glass joins.

All framework is thermally broken and low emissivity glass used throughout for fantastic thermal performance.



hinged ventilation **rooflights**





visionvent[®] manual

Our VisionVent rooflight range continues the design ethos of minimum framework, maximum daylight, whilst offering a means of harnessing natural ventilation.

The VisionVent range benefits from dual colour, thermally broken framework with external profiles designed to complement the Flushglaze aesthetic.

The entry level rooflight is a manually operated unit which is opened using a screw jack and telescopic pole mechanism. Opening size will vary depending on the size of rooflight but is roughly 30°.



visionvent[®] chain drive

The VisionVent chain drive replaces the manual winding mechanism with a motorised chain driven unit.

This means that the rooflight can be opened at the touch of a button without the need for a telescopic pole and hook.

In addition to this, the VisionVent chain drive can be connected to an integrated thermostat and rain sensor unit which will open or close the unit based on user settings.





visionvent[®] electric

The electrically operated VisionVent is our top of the range ventilation rooflight.

Twin motors and mechanisms are hidden within the framework which keeps visual clutter to a minimum as well as making the mechanisms secure from attack when the unit is closed.

Security is further enhanced by the hinge design which runs along the entire width of the rooflight. The hinge is part of the actual framework extrusion itself, not a separate mechanical fixing.

The opening lid section is supported on each side providing an extremely secure platform ensuring it remains completely stable when open. This also means that the electric VisionVent can be manufactured in larger sizes than the manual or chain actuated versions.

This rooflight can be supplied with remote control and connected to accessories such as rain sensors, thermostats or Building Management Systems.



sliding **rooflights**



sliding over fixed

If space on the roof is tight, the Glazing Vision 'sliding over fixed' rooflight could be the best option.

This rooflight is usually split into two sections, with one sliding pane of glass moving over a fixed section.

This configuration allows the maximum amount of light to be transmitted whilst opening up 50% of the overall footprint for ventilation.

Power is transmitted through a twin drive rack and pinion system with large diameter carriage wheels and hard anodised tracks to provide smooth travel when in motion.

The Sliding Over Fixed features a one way solenoid clutch and built in anti-lifting mechanism so the sliding section cannot be forcibly back driven.

Our Qualicoat approved polyester powder coated frame is supplied dual colour as standard and is thermally broken using 39mm polyamide thermal breaks and closed cell PIR insulation.

Improved thermal performance can be achieved by specifying triple glazing which is now a standard option with the latest frame design.

Flat sliding rooflights can only be used for access if suitable balustrades are installed, Glazing Vision strongly recommends seeking guidance from building control before commencing works on site.





sliding over roof

For larger areas with sufficient unobstructed roof space for the sliding section, you should consider a 'sliding over roof' rooflight.

With this rooflight, the glazed section slides as a single leaf and is supported by tracks on the roof itself in the open position. These form part of the framework and allow more scope in size and specification whilst maintaining the 100% clear opening.

The Sliding Over Roof includes all of the main security features of the Sliding Over Fixed and is operated using the same rack and pinion drive mechanism with one way clutch system.

All sliding rooflights can be supplied with remote control and connected to a rain sensor, thermostat and Building Management System.

Flat sliding rooflights can only be used for access if suitable balustrades are installed, Glazing Vision strongly recommends seeking guidance from building control before commencing works on site.



open engineering

Bespoke sliding over roof unit provides a connection with the outdoors in this minimalist scheme featured in C4's 'George Clarke's Amazing Spaces', and BBC 1's 'Luther'



hinged access rooflights



skyhatch manual

The Skyhatch manual is our entry level access rooflight and does not require any power. This version of the Skyhatch is used where access to the roof space is less frequent and is commonly installed for maintenance access.

The manual version opens to a maximum 75° at full travel and it cannot be partially opened so is not designed to act as a ventilation rooflight.

The latest version features completely new gas strut opening mechanisms which now feature calibrated spring assisted openings, we have also added an extra grab handle and repositioned them so that they are mechanically fixed to the frame itself for added strength and durability.

For extra security and improved weather performance an all new multi point locking system has been developed so that the lid section is locked at either end of the rooflight.

The extruded aluminium framework is thermally broken and supplied as standard in dual colour Qualicoat approved powder coat.





skyhatch **electric**

Skyhatch electric is a maintenance access unit primarily, opening to a maximum 80° at full travel and can be stopped at any point to serve as a natural ventilation rooflight.

The extruded aluminium framework is thermally broken and supplied as standard in dual colour Qualicoat approved powder coat.

Power is supplied by an external 24V 300W supply as standard and the rooflight is operated by the intelligent LED wall switch supplied. Dual lift twin mechanisms provide reliable and stable support for the lid section when fully open.

As with all of our electronically controlled rooflights, the Skyhatch offers full connectivity to rain sensor, thermostat and Building Management Systems and is available with remote control.



skydoor®


Skydoor is our most popular hinged access rooflight and is designed for day to day access to your roof space, ideal for terrace areas on flat roofs.

Operated by our intelligent LED control switch, the unit will respond to both one touch and press and hold requests.

The Skydoor opens out to an impressive 87° at full travel by means of synchronised dual actuators, but you can also stop the unit at any point mid travel which means it can be used as a natural ventilation rooflight.

Safety features include current override sensors, anti-slip threshold tread plate, and a three point thru beam proximity detector system which will sense any movement beneath the opening section when in motion and prevent the lid from closing until the switch is engaged again.

The Qualicoat approved polyester powder coated framework is supplied dual colour as standard and is thermally broken using a combination of 39mm polyamide breaks and closed cell PIR insulation.





Thermally broken aluminium frame with 39mm polyamide thermal breaks and closed cell PIR insulation.





box access **rooftlights**





free standing skybox

Box rooflights are the perfect solution if you're looking for easy access to your roof terrace. Operated at the touch of a button, the user simply climbs the stairs whilst the rooflight is retracting into its open position and then walks straight out onto the terrace.

The freestanding Skybox rooflight has been created with an improved framework design, leading to larger sizes without compromising on performance. Box rooflights can be manufactured in a variety of configurations but will generally consist of one sliding section of glass moving over a fixed section.

The specification of glazing used and physical structure of the design means that there is no additional requirement for balustrades around the rooflight. Weather tested by Vinci to ensure the highest level of security, the Skybox has undergone air permeability testing, water tightness and resistance to wind load testing.

We manufacture two standard configurations, a free standing skybox which features glazing on all sides and a three wall box which is designed to be shrouded by the walls of the building itself on three sides.





three wall box

Our three wall box configuration is one of the most popular and can offer an almost seamless integration into the fabric of your building.

The rooflight is fixed to three walls, leaving you with a glass opening which provides you access to your roof terrace.

We have manufactured and installed countless numbers of these units, predominantly in urban city environments where space is limited and home owners turn to maximising their roof space.



aov safety rooflight



xvent

Traditional Automatic Opening Vent (AOV) systems are usually manufactured featuring large industrial looking mechanisms required to open the unit during the event of a fire.

As the primary function is one of safety, little consideration is ever given to aesthetics, but Glazing Vision wanted to change that and prove that it is possible to manufacture a fully certified safety product that remains visually sleek and elegant.

The Glazing Vision xvent (AOV) rooflight has been tested and certified to BS EN 12101-2:2003 and cycled many thousands of times in order to meet European standards.

On installation it is connected to the fire alarm system which if triggered will automatically open the unit to 140° for effective smoke ventilation.

If connection to the fire alarm panel is lost it will automatically open and should the fire alarm system fail completely, the integrated thermostat will trigger the unit to fire position should the internal temperature reach 72°.

When running off the battery, the xvent will emit an audible signal and the LED control switch will flash Red.

The xvent has dual functionality and can also be used day to day as a vent unit opening up to 45°.

Glazing Vision's xvent is available in two standard sizes providing internal clear openings of either 1m² or 1.5m² and can even be integrated into the Flushglaze system for larger roof glazing requirements.



140° <60 sec

'The Glazing Vision xVent rooflight has been tested and certified to BS EN 12101-2:2003 and cycled many thousands of times in order to meet European standards.'



synchronised parallel linkage mechanisms



internal battery back up as standard in case of mains failure

**UK
CA** tested and certified to
BS EN 12101-2:2003



technical experts

Research and development is relentless, and Glazing Vision are proud to have been the first UK company to introduce and develop simple, clean rooflight designs for flat roofs.

Our success has led to many other companies manufacturing their own versions of these products which ensures healthy competition.

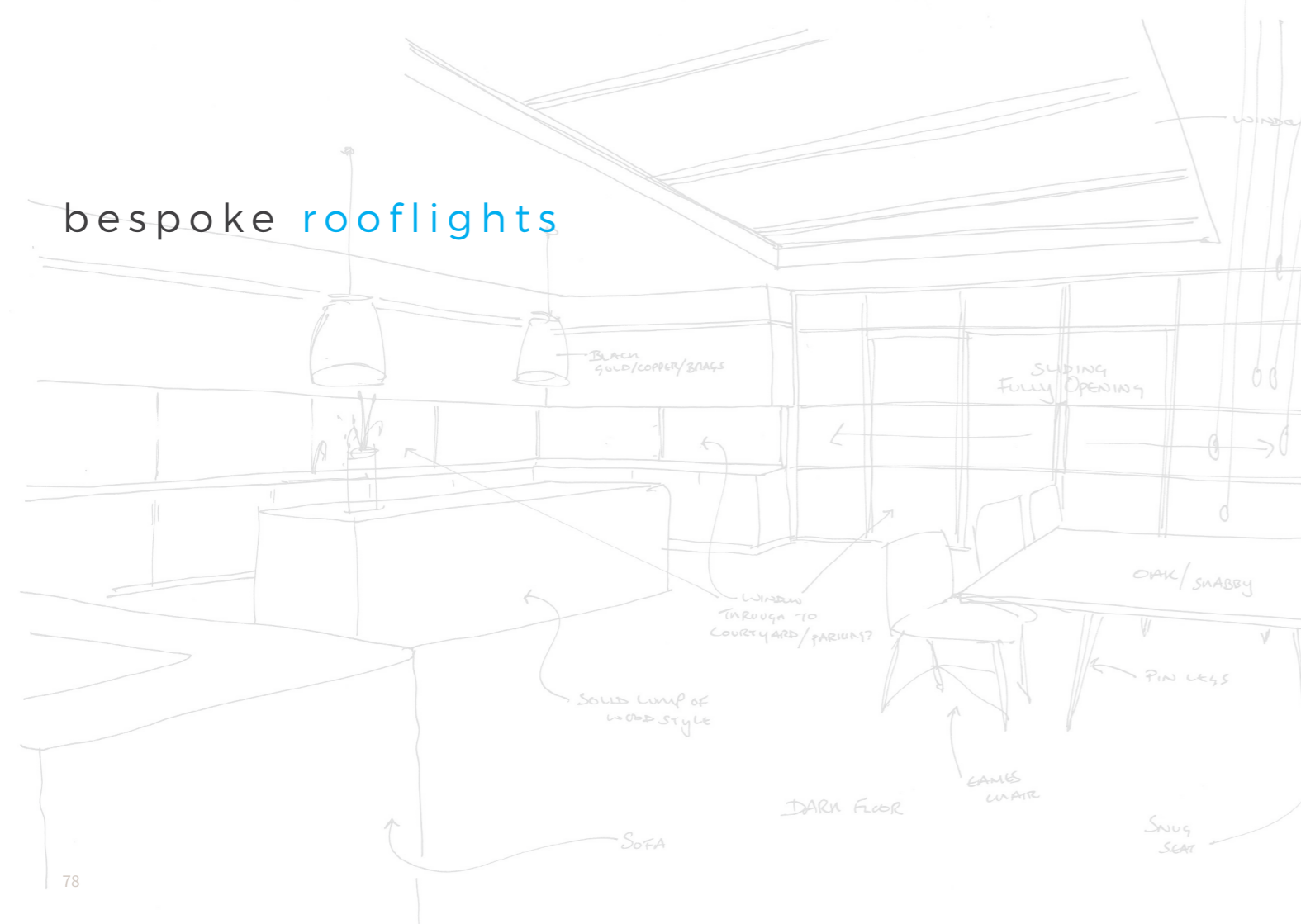
We never stop innovating, and since those initial products were launched almost 30 years ago we have continued to bring exciting new ideas to market such as our hinged ventilation rooflights, sliding rooflights that provide 100% opening in your roof structure, access rooflights such as our box rooflight products, and our incredibly popular Skydoor rooflight.

The first fully glazed CE approved AOV smoke ventilation rooflight now allows designers of communal spaces to comply with safety regulations whilst providing a product that fits in with its surroundings and even offers dual functionality as a ventilation unit.

Our relationship with the architectural community pushes us to do better and be more creative with what can be achieved, and we believe that Glazing Vision provides the most diverse range of rooflight products anywhere in the world.

Sathish Nammi PhD from Anglia Ruskin University collaborated with Glazing Vision developing a methodology for accurately calculating thermal performance in rooflights.

bespoke rooflights



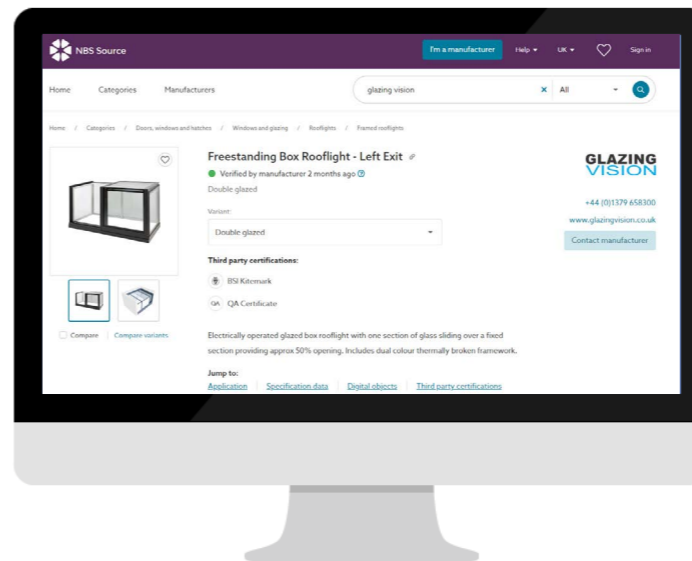
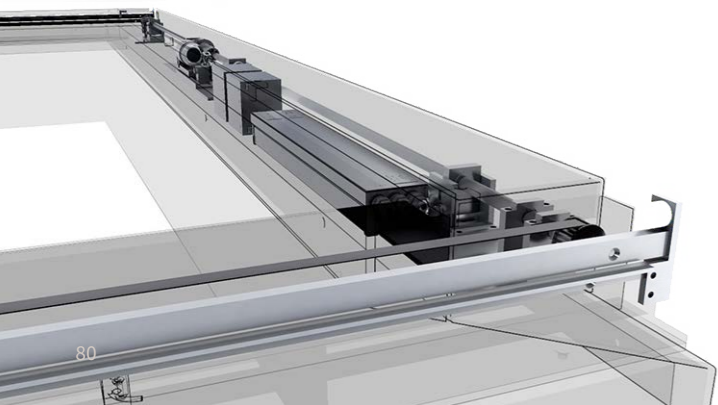
design

Designing our products completely in house offers real advantages to our clients.

We don't import our rooflights from other suppliers, and the technology is all developed by us, so if you need to talk to the person that actually designed the product, it's not a problem.

Our team are responsible for designing all of the mechanical aspects of our rooflights and we also have experienced professionals on site who develop our internal electronics and software.

If you're looking for something unique to your building, Glazing Vision can provide you the opportunity to sit with a Design Engineer and Technical Specification Manager to find a solution that makes your scheme a reality.



To allow architects to get the most out of our products, As part of our products, all of Glazing Vision's standard rooflights are available to add to your project specifications via NBS Source.

You can also download a range of BIM objects from the NBS National BIM Library in both IFC and Revit format.





manufacture

Every Glazing Vision rooflight is manufactured at our 65,000 sq ft facility in the heart of rural Norfolk.

From initial enquiry to completed rooflight, it all happens under one roof and a visit to our site will find us designing, fabricating, machining, testing, bonding, filing, soldering, powder coating, assembling, cleaning, picking, wrapping, packing and dispatching rooflights to locations across the globe.

installation

Many of our products are designed to be fitted by tradespeople and DIY enthusiasts, all of the information required to install the products can be downloaded online from the Glazing Vision resource centre.

Some of our more advanced rooflights require detailed set up to ensure optimum performance.

Our experienced project managers will work with your architect, builder or contractor to arrange a suitable time to get the rooflight on site, fitted and commissioned with the minimum of disruption.

Having your rooflight fitted by an approved Glazing Vision installer means you benefit from an extended guarantee, whatever the product.



flawless finish

We are very proud of the fact that we have our own environmentally friendly Powder Coating Plant using a Chrome Free conversion coating pre-treatment process.

All in-house painted profiles undergo a vigorous series of tests in our own paint lab which has enabled us to achieve Qualicoat standards for our painting process.

We are an approved Qualicoat Applicator, licence no. 1017, and can thus pass on the full paint warranty from the manufacturers of the powder coat we use which is the Akzo Nobel Interpon D1036 or D2525 range. We are also approved to use Syntha Pulvin coatings, the premier architectural powder coatings brand in Europe.

syntha pulvin |





make your space work for **you**

independent testing

Glazing Vision rooflights have been tested for air permeability, water ingress, impact and fire resistance, thermal performance, life cycle and reliability to name but a few in order to ensure that your rooflight performs and functions as expected.

Our box rooflight range has recently undergone testing to BS EN 1027 for water penetration and hose testing to CWCT standards ensuring that the units can stand up to the worst the weather can throw at it.

We were the first glass rooflight manufacturer to be certificated by the British Board of Agrément and also the first UK rooflight manufacturer to successfully attack test its products to security standard LPS2081, meaning that we are one of the few manufacturers that can supply secure rooflights that are compliant with part Q of the Building Regulations.

These products proved so resistant to attack that they have been awarded the UK Police flagship Secured by Design mark.



‘The Flushglaze is the first glass rooflight designed for flat roof applications to be awarded a BBA certificate’




quality assurance

ISO 9001 and ISO 14001

Glazing Vision are ISO 9001 and ISO 14001 certified by BSI under certificate numbers FM 596998 and EMS 613885, so you can be sure we have robust Quality and Environment Management systems and procedures in place which are regularly audited by an external body.

Sustainable manufacturing is incredibly important to our company and the materials we use reflect that, we recycle our waste material and have pioneered the use of non chromate pre treatment of our aluminium extrusions.

Our design ethos is to strive for an elegant product whilst maintaining maximum thermal efficiency with the use of thermal breaks, insulated framework and high performance glass technologies.





environmental, social, and governance (esg)

We know that our work has an impact on the environment, and we have a duty to manage that impact in a responsible and ethical manner. At Glazing Vision, we integrate environmental considerations into everything we do, from product design and manufacturing resources, to disposal at end of life.

Our vision is simple. We want to become carbon neutral, and then carbon negative. To help this, we are committed to enhancing the sustainability of all our products and their manufacture: from design and development and materials purchased for the production process, to the way that we wrap and pack our products.

We also seek to help our customers meet their sustainability goals. Our products help the wellbeing of our customers by allowing them to embrace light, air and space within their environments, using our expertise to help transform everyday spaces whilst providing the comfort of thermal efficiency and energy saving opportunities for home-owners from installation of our contemporary and certificated rooflights.

Read our full ESG statement and learn more about our sustainability goals on our website - glazingvision.co.uk/esg

approved CPD

Glazing Vision regularly deliver RIBA approved Continuing Professional Development (CPD) to architectural practices across the UK keeping them informed about constantly changing rooflight and glass technologies.

These seminars provide industry professionals the opportunity to learn about new concepts and understand how they might be implemented into their designs.

We also cover how regulatory requirements may affect the specification process and provide advice helping specifiers avoid problems on site and select the right rooflight for their scheme.

Our CPD's can be presented both in-person or virtually. For further information about our CPD content and how to book visit our website - glazingvision.co.uk/cpd



connect with us



Glazing Vision Ltd

Sawmills Road

Diss

Norfolk

IP22 4RG

01379 658300

sales@glazingvision.co.uk

glazingvision.co.uk

Registered in England No. 2987024
VAT No. 637 7241 26

