


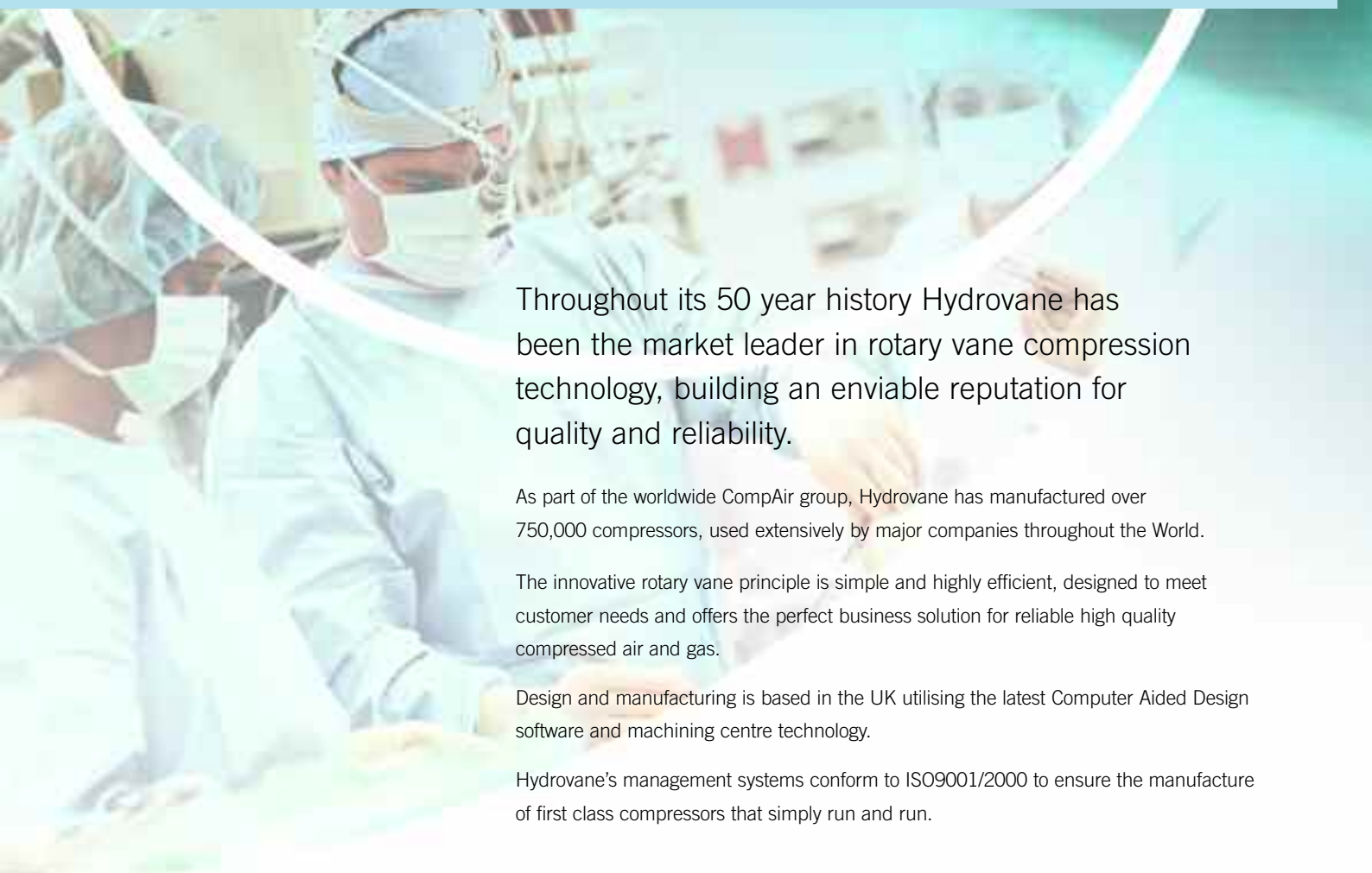


industry revolves around

© **hydrovane**



© **hydrovane** revolves around **innovation**



Throughout its 50 year history Hydrovane has been the market leader in rotary vane compression technology, building an enviable reputation for quality and reliability.

As part of the worldwide CompAir group, Hydrovane has manufactured over 750,000 compressors, used extensively by major companies throughout the World.

The innovative rotary vane principle is simple and highly efficient, designed to meet customer needs and offers the perfect business solution for reliable high quality compressed air and gas.

Design and manufacturing is based in the UK utilising the latest Computer Aided Design software and machining centre technology.

Hydrovane's management systems conform to ISO9001/2000 to ensure the manufacture of first class compressors that simply run and run.

industry revolves around hydrovane

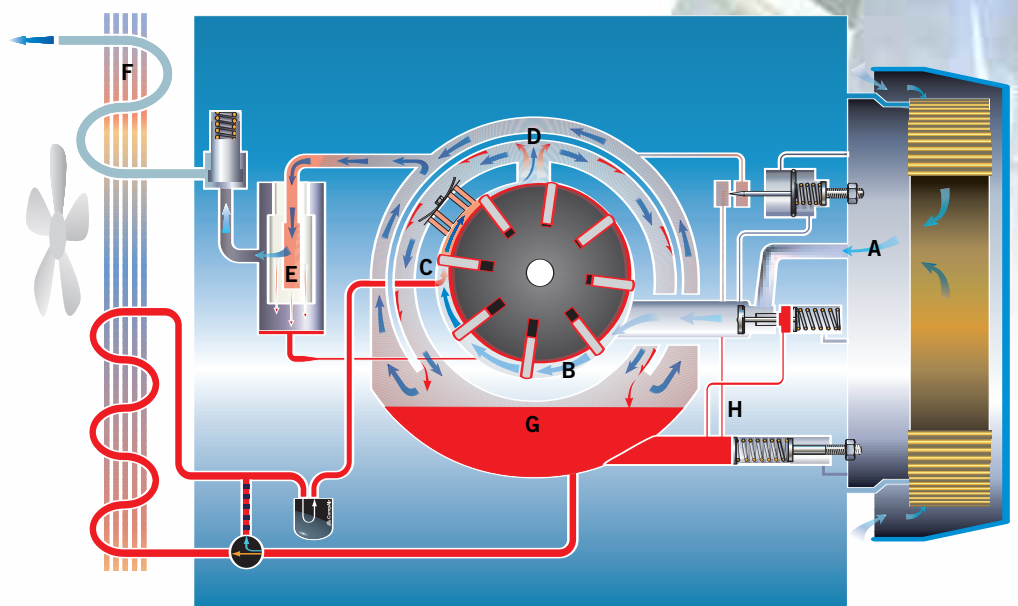
Hydrovane key benefits

The key to Hydrovane's exceptional performance is the simplicity of the rotary vane principle:






- Reliability** Directly driven at low speed with minimal stresses,
provides a totally dependable air supply
- Quality air** Consistent pulse free supply with automatic regulation
delivers clean dry compressed air
- Efficiency** Intake modulation with Reduced Energy Venting System (REVS)
minimises energy costs
- Long lasting** No bearings or metal parts to be replaced
just runs and runs and runs
- Quiet** Integral design combined with slow speed
offers extensive choice of locations
- Back up** 10 year 'built in' Advance warranty programme
known costs for total peace of mind.

How it works

- A** Air is drawn in through the intake valve.
- B** Air is contained between the rotor and the stator wall.
- C** Air is compressed by decreasing volume. Oil is continually injected to cool, seal and lubricate.
- D** High pressure air passes into the primary oil separator.
- E** Remaining traces of oil are removed in a final separator element, providing high quality air.
- F** System air passes through the aftercooler, removing most of the condensate.
- G** Oil is circulated by internal air pressure. It passes through an air-blast oil cooler and filter before being returned into the compressor.
- H** Air flow is regulated by an inbuilt modulation system.





The Hydrovane 50hz range

Compressor Performance	Model	Maximum FAD m³/min (cfm)				Motor Power (kW)	Motor Speed (rpm)	Oil Capacity (l)	Air Outlet (Rp)	Dimensions (mm)			Noise dB(A)	Weight (kg)
		7 bar	7.5 bar	8 bar	10 bar					Depth	Width	Height		
	Tripod Mounted													
	HV01	-	-	-	0.12 (4)	1.1	1450	1.0	0.375	270	700	470	62	41
	HV02	-	-	-	0.24 (8)	2.2	2900	1.0	0.375	270	700	470	69	41
	Receiver Mounted													
	HV01RM	-	-	-	0.12 (4)	1.1	1450	1.0	0.375	300	1120	730	62	77
	HV02RM	-	-	-	0.24 (8)	2.2	2900	1.0	0.375	300	1120	730	69	77
	HV04RM	-	-	-	0.54 (20)	4.0	1450	1.8	0.5	455	1410	990	73	145
	Vertical													
	HV04	0.66 (24)	-	-	0.54 (20)	4.0	1450	3.0	0.75	635	500	1050	66	181
	HV05	0.90 (32)	-	-	0.72 (25)	5.5	1450	3.0	0.75	635	500	1050	66	186
	HV07	1.26 (44)	-	-	1.02 (35)	7.5	1450	3.0	0.75	635	500	1050	67	197
	HV11	-	-	1.74 (61)	1.50 (52)	11.0	1450	7.0	0.75	825	700	1510	69	404
	HV15	-	-	2.28 (81)	1.98 (71)	15.0	1450	7.0	0.75	825	700	1510	70	425
	HV18	-	-	2.94 (104)	2.55 (90)	18.0	1450	7.5	1.0	825	700	1510	70	481
	HV22	-	-	3.60 (127)	3.12 (110)	22.0	1450	7.5	1.0	825	700	1510	71	494
	HV30	-	-	5.15 (182)	4.59 (162)	30.0	1450	21.0	1.5	1100	900	1592	73	857
	HV37	-	-	5.95 (210)	5.30 (187)	37.0	1450	21.0	1.5	1100	900	1592	73	911
	HV45	-	-	7.33 (259)	6.54 (231)	45.0	1450	21.0	1.5	1100	900	1592	73	940
	Enclosed													
	HV55	-	9.48 (335)	-	-	55.0	1450	45.0	1.5	955	2330	1600	71	1450
	HV75	-	12.66 (447)	-	-	75.0	1450	45.0	1.5	955	2330	1600	73	1450
	Regulated Speed													
	HV07RS	0 to 1.30 (46) - 6 to 10 bar				7.5	up to 2220	3.0	0.75	635	500	1050	67	204
	HV11RS	0 to 1.87 (66) - 6 to 10 bar				11.0	up to 1900	7.0	0.75	825	700	1510	69	393
	HV15RS	0 to 2.46 (87) - 6 to 10 bar				15.0	up to 1800	7.0	0.75	825	700	1510	70	434
	HV18RS	0 to 3.12 (110) - 6 to 10 bar				18.0	up to 1800	7.5	1.0	825	700	1510	70	507
	HV22RS	0 to 3.88 (137) - 6 to 10 bar				22.0	up to 1800	7.5	1.0	825	700	1510	71	520
	HV30RS	0 to 5.58 (197) - 6 to 10 bar				30.0	up to 1700	21.0	1.5	1100	900	1592	73	909
	HV37RS	0 to 6.46 (228) - 6 to 10 bar				37.0	up to 1700	21.0	1.5	1100	900	1592	73	963
	HV45RS	0 to 7.93 (280) - 6 to 10 bar				45.0	up to 1700	21.0	1.5	1100	900	1592	73	992
	HV75RS	0 to 13.42 (474) - 6 to 8 bar				75.0	up to 1870	45.0	1.5	955	2330	1600	73	1560

Free Air Delivered (FAD) according to ISO 1217. Noise measured in accordance with ISO 3744, tolerance ±3dB(A). Compressors operate to ambient temperatures up to 45°C (Regulated Speed (RS) compressor operate up to 40°C).

The Hypac range

Hypac Performance	Model	Package Dimensions (mm)			Package Weights (kg)		Ambient Temperature min - max (°C)	Receiver Capacity (l)	Dryer Type	Pressure Dew Point (°C)	Air Cleanliness (mg/m³)	Air Outlet (Rp)	
		Depth	Width	Height	Horizontal HV01/02/04	Vertical HV04 - HV22RS							
	Horizontal Membrane Range						0 - 40		Membrane				
	HV01RM	300	1120	730	77	-		75		30*	0.01	0.375	
	HV02RM	300	1120	730	77	-		75		30*	0.01	0.375	
	HV04RM	455	1410	990	145	-	200	30*	0.01	0.5			
	Vertical Refrigerant Range						0 - 45**		Refrigerant			0.75	
	HV04 - HV07RS												
	ACER	741	1570	1520	-	306 - 329		250		8	<2		
	ACED	741	900	1100	-	223 - 247		-		3	<1		
	AERD	741	1570	1520	-	348 - 372		250		3	<1		
	HV11 - HV11RS												
	ACER	1187	1355	1510	-	521 - 528		272		8	<2		
	ACED	825	1215	1510	-	446 - 453		-		3	<1		
	AERD	1187	1355	1510	-	586 - 593		272		3	<1		
	HV15 - HV15RS												
	ACER	1187	1355	1510	-	534 - 541		272		8	<2		
	ACED	825	1215	1510	-	459 - 466		-		3	<1		
	AERD	1187	1355	1510	-	599 - 606		272		3	<1		
	HV18 - HV18RS												
	ACER	1187	1355	1510	-	618 - 644		272		8	<2		
ACED	825	1215	1510	-	543 - 569	-	3	<1					
AERD	1187	1355	1510	-	683 - 709	272	3	<1					
HV22 - HV22RS													
ACER	1187	1355	1510	-	631 - 657	272	8	<2					
ACED	825	1215	1510	-	556 - 582	-	3	<1					
AERD	1187	1355	1510	-	696 - 722	272	3	<1					

*Below ambient
**Regulated Speed (RS) units operate to ambient temperature up to 40°C

Hydrovane is part of the CompAir Group. CompAir policy is one of continuous improvement and we therefore reserve the right to alter specifications without prior notice. All products are sold subject to the Company's conditions of sale.

CompAir UK Ltd
Claybrook Drive, Washford Industrial Estate, Redditch, Worcs B98 0DS, UK

T. +44 (0) 1527 525522 F. +44 (0) 1527 521140 E. hydrovane@compair.com www.hydrovane.co.uk
©CompAir UK Ltd 2008

industry revolves around


HV01 - 04 (1 - 4kW)



Engineered to meet the most stringent of specifications this range is designed for a wide variety of applications including automobile, car body repair shops, dentistry, packaging and machine tools.

Key Features

- Small integrated design fits anywhere
- Available free standing or receiver mounted
- Continuous run or stop/start control
- Low noise level
- Totally vibration free
- Ideal for a wide range of OEM applications
- Single phase versions up to 2kW
- Design Council award winning design linking simplicity of operation with proven reliability.



	Model	Maximum FAD m ³ /min (cfm) 10 bar	Motor Power (kW)	Motor Speed (rpm)	Oil Capacity (l)	Air Outlet (Rp)	Dimensions (mm)			Noise dB(A)	Weight (kg)
							Depth	Width	Height		
Tripod Mounted	HV01	0.12 (4)	1.1	1450	1.0	0.375	270	700	470	62	41
	HV02	0.24 (8)	2.2	2900	1.0	0.375	270	700	470	69	41
Receiver Mounted	HV01RM	0.12 (4)	1.1	1450	1.0	0.375	300	1120	730	62	77
	HV02RM	0.24 (8)	2.2	2900	1.0	0.375	300	1120	730	69	77
	HV04RM	0.54 (20)	4.0	1450	1.8	0.5	455	1410	990	73	145

industry revolves around hydrovane

HV04 - 45 (4 - 45kW)



The vertical Hydrovane compressor is a totally new concept building on the proven vane technology that has been continually developed over the last 50 years.

Key Features

- Maximum air delivery at minimum cost
- Enclosed unit offering significantly reduced noise levels
- IP55 Class F motor directly driving the well proven Hydrovane air end
- Cleanest air available from a lubricated compressor
- Smallest footprint in its kW range
- Lowest noise level
- Electronic control panel
- Designed to look good. Compliments the most modern environment
- Full air intake modulation and automatic stop/start
- Spin off maintenance. Quick, easy and cost effective
- Single speed 4 - 7kW in 7 or 10 bar, 11 - 45kW in 8 or 10 bar
- Regulated speed (RS) with proven 'air cooled' inverter technology fully integrated offering choice of system pressures from 6 to 10 bar combined with minimal energy consumption
 - Extremely efficient at automatically controlling air output to meet your exact air system requirements
 - 7 - 45kW
- Reduced Energy Venting System (REVS).

	Model	Maximum FAD m ³ /min (cfm)			Motor Power (kW)	Motor Speed (rpm)	Oil Capacity (l)	Air Outlet (Rp)	Dimensions (mm)			Noise dB(A)	Weight (kg)
		7 bar	8 bar	10 bar					Depth	Width	Height		
Free Standing Vertical	HV04	0.66 (24)	-	0.54 (20)	4.0	1450	3.0	0.75	635	500	1050	66	181
	HV05	0.90 (32)	-	0.72 (25)	5.5	1450	3.0	0.75	635	500	1050	66	186
	HV07	1.26 (44)	-	1.02 (35)	7.5	1450	3.0	0.75	635	500	1050	67	197
	HV11	-	1.74 (61)	1.50 (52)	11.0	1450	7.0	0.75	825	700	1510	69	404
	HV15	-	2.28 (81)	1.98 (71)	15.0	1450	7.0	0.75	825	700	1510	70	425
	HV18	-	2.94 (104)	2.55 (90)	18.0	1450	7.5	1.0	825	700	1510	70	481
	HV22	-	3.60 (127)	3.12 (110)	22.0	1450	7.5	1.0	825	700	1510	71	494
	HV30	-	5.15 (182)	4.59 (162)	30.0	1450	21.0	1.5	1100	900	1592	73	857
	HV37	-	5.95 (210)	5.30 (187)	37.0	1450	21.0	1.5	1100	900	1592	73	911
	HV45	-	7.33 (259)	6.54 (231)	45.0	1450	21.0	1.5	1100	900	1592	73	940
	HV07RS	0 to 1.30 (46) - 6 to 10 bar			7.5	up to 2220	3.0	0.75	635	500	1050	67	204
	HV11RS	0 to 1.87 (66) - 6 to 10 bar			11.0	up to 1900	7.0	0.75	825	700	1510	69	393
	HV15RS	0 to 2.46 (87) - 6 to 10 bar			15.0	up to 1800	7.0	0.75	825	700	1510	70	434
	HV18RS	0 to 3.12 (110) - 6 to 10 bar			18.0	up to 1800	7.5	1.0	825	700	1510	70	507
	HV22RS	0 to 3.88 (137) - 6 to 10 bar			22.0	up to 1800	7.5	1.0	825	700	1510	71	520
	HV30RS	0 to 5.58 (197) - 6 to 10 bar			30.0	up to 1700	21.0	1.5	1100	900	1592	73	909
	HV37RS	0 to 6.46 (228) - 6 to 10 bar			37.0	up to 1700	21.0	1.5	1100	900	1592	73	963
HV45RS	0 to 7.93 (280) - 6 to 10 bar			45.0	up to 1700	21.0	1.5	1100	900	1592	73	992	

Free Air Delivered (FAD) according to ISO 1217 Noise measured in accordance with ISO 3744, tolerance ±3dB(A)

CompAir UK Ltd

Claybrook Drive, Washford Industrial Estate, Redditch, Worcs B98 0DS, UK

T. +44 (0) 1527 525522 F. +44 (0) 1527 521140 E. hydrovane@compair.com www.hydrovane.co.uk

© CompAir UK Ltd 2008

industry revolves around
 **hydrovane**

HV55 - 75 (55 - 75kW)

Designed and engineered to satisfy the larger demands of industry.

Fully enclosed, the direct drive compressor takes full advantage of the latest microprocessor technology for total compressor control.

Key Features

- Low noise level - acoustically attenuated steel panels
- Intake modulation and low energy vent down
- IP55 Class F motor
- Compressor directly driven at electric motor speed
- High quality air <10°C above ambient
- Serviceability - easy panel removal for total access
- Cyclonic air intake
- Electronic control panel
- Thermistor overtemperature protection of motor and compressor.



	Model	Maximum FAD m ³ /min (cfm) 7.5 bar	Motor Power (kW)	Motor Speed (rpm)	Oil Capacity (l)	Air Outlet (Rp)	Dimensions (mm)			Noise dB(A)	Weight (kg)
							Depth	Width	Height		
Enclosed	HV55	9.48 (335)	55.0	1450	45.0	1.5	955	2330	1600	71	1450
	HV75	12.66 (447)	75.0	1450	45.0	1.5	955	2330	1600	73	1450
	HV75RS	0 to 13.42 (474) 6 to 8 bar	75.0	up to 1870	45.0	1.5	955	2330	1600	73	1560

Free Air Delivered (FAD) according to ISO 1217

Noise measured in accordance with ISO 3744, tolerance ±3dB(A)

HV07 - 75RS Regulated Speed (7.5 - 75kW)



The major cost of compressor ownership is energy.

The Hydrovane range of Regulated Speed compressors are specifically designed to save energy.

To achieve this the compressor speed is regulated to exactly meet the system air requirement, providing high quality air at minimum cost.

Key Features

- Energy savings typically 30% to 50%
- Customer selectable target pressure
- Pressure range from 6 to 10 bar (7 to 45kW), 6 to 8 bar (75kW)
- Standard component parts - inverter, motor and compressor
- Top efficiency through operating speeds
- Industry 'state-of-the-art' inverter technology
- Automatic 'super soft' starting
- Low operating speed range of motor
- Built-in choke and filter to remove EMC noise
- As easy to maintain as a single-speed compressor
- Reduced Energy Venting System (REVS) on 7 - 75kW models.

	Model	Maximum FAD m ³ /min (cfm)	Pressure Range (bar)	Motor Power (kW)	Motor Speed (rpm)	Oil Capacity (l)	Air Outlet (Rp)	Dimensions (mm)			Noise dB(A)	Weight (kg)
								Depth	Width	Height		
Regulated Speed	HV07RS	0 to 1.30 (46)	6 to 10 bar	7.5	up to 2220	3.0	0.75	635	500	1050	67	204
	HV11RS	0 to 1.87 (66)	6 to 10 bar	11.0	up to 1900	7.0	0.75	825	700	1510	69	393
	HV15RS	0 to 2.46 (87)	6 to 10 bar	15.0	up to 1800	7.0	0.75	825	700	1510	70	434
	HV18RS	0 to 3.12 (110)	6 to 10 bar	18.0	up to 1800	7.5	1.0	825	700	1510	70	507
	HV22RS	0 to 3.88 (137)	6 to 10 bar	22.0	up to 1800	7.5	1.0	825	700	1510	71	520
	HV30RS	0 to 5.58 (197)	6 to 10 bar	30.0	up to 1700	21.0	1.5	1100	900	1592	73	909
	HV37RS	0 to 6.46 (228)	6 to 10 bar	37.0	up to 1700	21.0	1.5	1100	900	1592	73	963
	HV45RS	0 to 7.93 (280)	6 to 10 bar	45.0	up to 1700	21.0	1.5	1100	900	1592	73	992
	HV75RS	0 to 13.42 (474)	6 to 8 bar	75.0	up to 1870	45.0	1.5	955	2330	1600	73	1560

Free Air Delivered (FAD) according to ISO 1217 Noise measured in accordance with ISO 3744, tolerance ±3dB(A)

CompAir UK Ltd

Claybrook Drive, Washford Industrial Estate, Redditch, Worcs B98 0DS, UK

T. +44 (0) 1527 525522 F. +44 (0) 1527 521140 E. hydrovane@compair.com www.hydrovane.co.uk

© CompAir UK Ltd 2008

industry revolves around

© **hydrovane**

Hypac range HV01-22 (1 - 22kW)

A fully integrated range of compressor packages with outputs from 0.12 to 3.60m³/min



Hypac Membrane Range

HV01 to HV04 Horizontal Compressors

Available as a factory built package or kit for local assembly

- Horizontal receiver (75 litre for 1 and 2kW, 200 litre for 4kW)
- Hydrovane direct drive horizontal compressor
- Aftercooler for primary water separation
- Membrane dryer technology
- CF series filtration
- Automatic stop start
- Fully connected and ready to run.

HV04 to HV07



HV11 to HV22



Hypac Refrigerant Range

HV04 to HV22 Vertical Compressors

Available in 3 versions

- ACER with receiver
- ACED with refrigerant dryer and filtration
- AERD with receiver, refrigerant dryer and filtration.

ACER With Receiver

An integrated compressor and receiver combination

- Hydrovane vertical compressor
- Receiver 250 litres (4 - 7kW), 272 litres (11 - 22kW)
- Automatic stop start and regulated speed.

ACED With refrigerant dryer and filtration

A complete compressor and dryer package

- Hydrovane vertical compressor
- X series water trap
- Refrigerant dryer (pressure dew point 3°C)
- In-line filter (1 micron)
- Automatic stop start and regulated speed
- Fully connected and ready to run.

AERD With receiver, refrigerant dryer and filtration

The total package of compressor dryer, filtration and receiver

- Hydrovane vertical compressor
- Receiver 250 litres (4 - 7kW), 272 litres (11 - 22kW)
- Water trap
- Refrigerant dryer (pressure dew point 3°C)
- In-line filter (1 micron)
- Automatic stop start and regulated speed
- Fully connected and ready to run.



Hypac range

Hypac Membrane Range

HV01 - 04 Horizontal

- Ultra dry air (pressure dew point 30°C below ambient)
- Ultra clean air (0.01 micron)
- Dry air stored in receiver - no corrosion
- Membrane dryer technology
 - No moving parts
 - No maintenance
 - No electrical connections
 - No condensate discharge
 - No CFCs
 - No noise

Typical Applications

- Co-ordinate measuring, dentistry, electronics, laboratories, laser cutting, machine tools, optical, packaging, spraying, printing, robotics and a multitude of OEM applications.



Hypac Refrigerant Range

HV04 - 22 Vertical

- Dry air (pressure dew point 3°C)
- Clean air (1 micron)
- Dry air stored in receiver - no corrosion
- Refrigerant dryer technology
 - Simple, efficient, reliable

Typical Applications

- Garages, tyre shops, body shops, engineering, woodworking, textiles, laundries, packaging, paper.
- any compressed air user looking for a compact total package solution.

Compressor Performance	Model	Maximum FAD m ³ /min (cfm)			Motor Power (kW)	Motor Speed (rpm)	Oil Capacity (l)	Air Outlet (Rp)	Noise dB(A)	Weight (kg)
		7 bar	8 bar	10 bar						
Horizontal Membrane Range	HV01RM	-	-	0.12 (4)	1.1	1450	1.0	0.375	62	77
	HV02RM	-	-	0.24 (8)	2.2	2900	1.0	0.375	69	77
	HV04RM	-	-	0.54 (20)	4.0	1450	1.8	0.5	73	145
Vertical Refrigerant Range	HV04	0.66 (24)	-	0.54 (20)	4.0	1450	3.0	0.75	66	181
	HV05	0.90 (32)	-	0.72 (25)	5.5	1450	3.0		66	186
	HV07	1.26 (44)	-	1.02 (35)	7.5	1450	3.0		67	197
	HV11	-	1.74 (61)	1.50 (52)	11.0	1450	7.0	1.0	69	404
	HV15	-	2.28 (81)	1.98 (71)	15.0	1450	7.0		70	425
	HV18	-	2.94 (104)	2.55 (90)	18.0	1450	7.5		70	481
	HV22	-	3.60 (127)	3.12 (110)	22.0	1450	7.5		71	494
Regulated Speed Refrigerant Range	HV07RS	0 to 1.30 (46) - 6 to 10 bar			7.5	up to 2220	3.0	0.75	67	204
	HV11RS	0 to 1.87 (66) - 6 to 10 bar			11.0	up to 1900	7.0		69	393
	HV15RS	0 to 2.46 (87) - 6 to 10 bar			15.0	up to 1800	7.0		70	434
	HV18RS	0 to 3.12 (110) - 6 to 10 bar			18.0	up to 1800	7.5	1.0	70	507
	HV22RS	0 to 3.88 (137) - 6 to 10 bar			22.0	up to 1800	7.5		71	520

Hypac Performance	Model	Package Dimensions (mm)			Package Weights (kg)														Ambient Temp. min - max (°C)	Receiver Capacity (l)	Dryer Type	Pressure Dew Point (°C)	Air Cleanliness (mg/m ³)	Air Outlet (Rp)					
		Depth	Width	Height	Horizontal HV01/HV02 HV04				Vertical HV04																				
Horizontal Membrane Range	HV01RM	300	1120	730	93	-	-	-	-	-	-	-	-	-	-	-	-	-	-	0 - 40	75	Membrane	30*	0.01	0.375				
	HV02RM	300	1120	730	93	-	-	-	-	-	-	-	-	-	-	-	-	-	-	75	30*		0.01	0.375					
	HV04RM	455	1410	990	156	-	-	-	-	-	-	-	-	-	-	-	-	-	-	200	30*		0.01	0.5					
Vertical Refrigerant Range	HV04 - HV07RS																		0 - 45**	Refrigerant									
	ACER	741	1570	1520	-	306	311	322	-	-	-	-	-	-	329	-	-	-							-	250	8	<2	0.75
	ACED	741	900	1100	-	223	229	240	-	-	-	-	-	-	247	-	-	-							-	-	3	<1	
	AERD	741	1570	1520	-	348	354	365	-	-	-	-	-	-	372	-	-	-							-	250	3	<1	
	HV11 - HV11RS																												
	ACER	1187	1355	1510	-	-	-	-	521	-	-	-	-	-	528	-	-	-							-	272	8	<2	
	ACED	825	1215	1510	-	-	-	-	446	-	-	-	-	-	453	-	-	-							-	-	3	<1	
	AERD	1187	1355	1510	-	-	-	-	586	-	-	-	-	-	593	-	-	-							-	272	3	<1	
	HV15 - HV15RS																												
	ACER	1187	1355	1510	-	-	-	-	534	-	-	-	-	-	541	-	-	-							-	272	8	<2	
	ACED	825	1215	1510	-	-	-	-	459	-	-	-	-	-	466	-	-	-							-	-	3	<1	
	AERD	1187	1355	1510	-	-	-	-	599	-	-	-	-	-	606	-	-	-							-	272	3	<1	
	HV18 - HV18RS																												
	ACER	1187	1355	1510	-	-	-	-	-	-	618	-	-	-	-	644	-	-							-	272	8	<2	
	ACED	825	1215	1510	-	-	-	-	-	-	543	-	-	-	-	569	-	-							-	-	3	<1	
	AERD	1187	1355	1510	-	-	-	-	-	-	683	-	-	-	-	709	-	-							-	272	3	<1	
	HV22 - HV22RS																												
	ACER	1187	1355	1510	-	-	-	-	-	-	-	-	-	-	631	-	-	-							-	272	8	<2	
ACED	825	1215	1510	-	-	-	-	-	-	-	-	-	-	556	-	-	-	-	-	3	<1								
AERD	1187	1355	1510	-	-	-	-	-	-	-	-	-	-	696	-	-	-	-	272	3	<1								

Free Air Delivered (FAD) according to ISO 1217

Noise measured in accordance with ISO 3744, tolerance ±3dB(A)

*Below ambient

**Regulated Speed (RS) units operate to ambient temperature up to 40°C

CompAir UK Ltd

Claybrook Drive, Washford Industrial Estate, Redditch, Worcs B98 0DS, UK

T. +44 (0) 1527 525522 F. +44 (0) 1527 521140 E. hydrovane@compair.com www.hydrovane.co.uk

industry revolves around © hydrovane

Hydrovane Advance Warranty Programme

The Hydrovane 'Advance' warranty is a unique compressor care programme formulated to offer the compressor owner complete warranty cover on Hydrovane compressors from 4kW to 75kW*. In addition there is a lifetime guarantee on the blades.

Key benefits

- Total package warranty for 10 years or 48,000 hours - Complete peace of mind**
- Free of charge - No premiums to pay
- Planned maintenance schedules - Maximum production
- Known revenue costs - No unexpected repair bills
- Simple to join with minimum administration - No fuss, no complication.

Customer requirements

- Purchase a new Hydrovane compressor from an authorised Hydrovane distributor
- Have the installation approved by an authorised Hydrovane distributor
- Enter into a service agreement with an authorised Hydrovane distributor
- Set up regular servicing as detailed in the service schedule
- Use genuine Hydrovane parts and lubricants for service
- Register for the Hydrovane Advance warranty programme.

Hydrovane commitment

- An appropriate service package will be agreed
- Trained and qualified engineers will be used.

Re-Advance

An opportunity for Hydrovane customers to join the Hydrovane Advance warranty programme and achieve up to 10 years full warranty cover, subject to the following:

- The compressor will have less than 10,000 running hours
- A chargeable 'Health check' will be carried out.

Standard Warranty

All Hydrovane compressors are guaranteed for 12 months from date of installation providing the installation is approved by an authorised Hydrovane distributor and the correct service procedures and genuine parts are used.

* Excludes HVO4RM Model

** Inverter warranty - 5 years only

industry revolves around © hydrovane

Aftermarket Support Packages

Hydrovane service philosophy is one of regular maintenance being the key to long, reliable and trouble free compressor life. Hydrovane have refined and developed the approach to compressor service and is without question the leader in the field.



Servicing kits

The kit concept has been developed to make servicing quick, easy and reliable. Hydrovane kits have been carefully constructed to contain all of the parts required for an effective preventative maintenance programme. Using the kits as part of the recommended service schedule will prevent costly breakdowns, ensuring a continuous supply of high quality compressed air.

Lubricants

Hydrovane lubricants have been developed over many years specifically for Hydrovane compressors. The range has been specially formulated to ensure peak operating efficiency, guaranteeing optimum compressor performance.



Under the Fluid Force brand the lubricants offer high quality solutions for a wide range of compressor applications:

- Fluid Force red 2000 for standard compressor installations
- Fluid Force Clear for food and sensitive applications
- Fluid Force HPO (High Performance Oil) for high temperature and arduous conditions

Training

The company is committed to providing the Hydrovane owner with fully trained engineers to care for their investment. In our fully equipped training school we instruct our distributors service engineers on the correct procedures of service and repair. Engineers are taught the theory of compression, the principles of valve operation combined with practical training on installed and fully operational compressors.

All engineers must pass a written examination and only then are presented with a qualifying certificate of competence.

Annually, engineers are required to attend update courses to ensure they are always fully aware of the latest products and improvements.



CompAir UK Ltd
Claybrook Drive, Washford Industrial Estate, Redditch, Worcs B98 0DS, UK

T. +44 (0) 1527 525522 F. +44 (0) 1527 521140 E. hydrovane@compair.com www.hydrovane.co.uk

©CompAir UK Ltd 2008

industry revolves around
© hydrovane

www.hydrovane.co.uk

Claybrook Drive, Washford Industrial Estate,
Redditch, Worcs B98 0DS, UK

T. +44 (0) 1527 525522
F. +44 (0) 1527 521140

Hydrovane sales and service is available in countries throughout the world.
For full details and enquiries please see www.hydrovane.co.uk

