

ÖWAMAT®

OIL / WATER SEPARATION

DOUBLE EFFICIENCY.

DOUBLE FILTER LIFE.



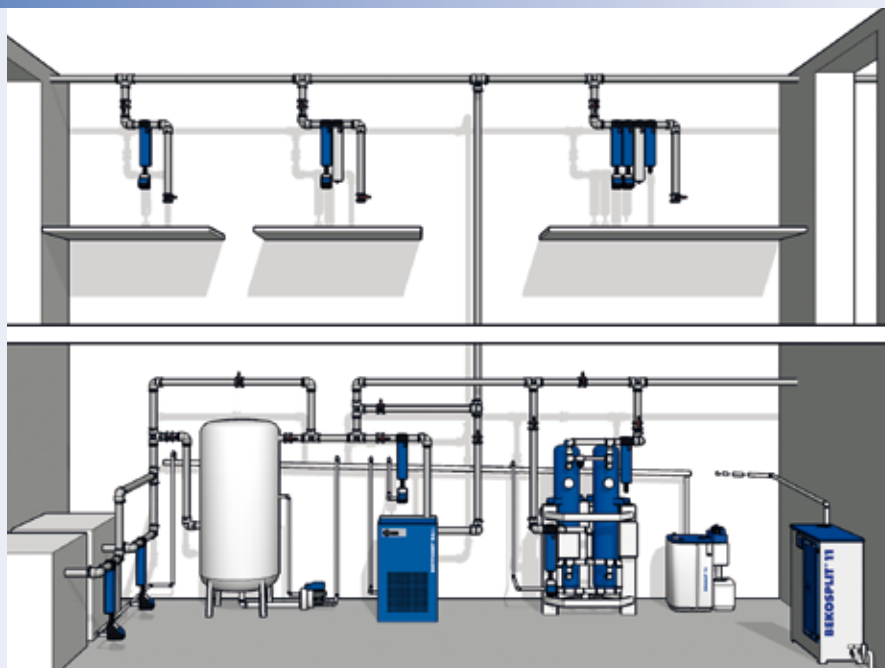

National technical approval

Z-83.5-9

Deutsches Institut für Bautechnik, Berlin



EXPERT KNOWLEDGE FOR EFFICIENT TECHNOLOGY



INEVITABLE

Anyone who runs compressed air equipment needs to control and treat the inevitably occurring condensate. This is what economic and technical reasons, as well as ever increasing legal regulations, demand.

Oil / water separation for dispersed condensates usually represents a cost-saving and permanently reliable solution to the problem. The purified water meets the legal requirements regarding discharge.

With many innovations and the respective know-how, BEKO's newly developed ÖWAMAT® generation demonstrates the head start of an experienced producer.

Allow yourself to be convinced!

DECENTRAL AND RELIABLE

Outsourcing sounds progressive – but is not always the best solution. The disposal of condensate via external service providers, for example, is a complex and costly procedure. Furthermore, internal investments, such as certified collection tanks, monitoring devices and installation works need to be added to the disposal costs.

Decentralised processing of the condensates directly where they develop represents a solution which is more elegant and, above all, more cost efficient. In this respect, ÖWAMAT® oil / water separators perform much better than light-liquid separators in accordance with DIN 1999 and simple gravity separators. In contrast to these devices, ÖWAMAT® installations meet all legal requirements. Additional investment costs and infrastructural conversions are not necessary.



EXPERIENCE GUARANTEES THE LEAD

ÖWAMAT® from BEKO is optimally adjusted to the operating requirements of today's compressed air systems. Having been consistently upgraded and improved over more than two decades, the generation now available has become the standard of this industrial sector with our products often copied but never equalled.

ÖWAMAT® is know for superior cost-effectiveness and function:

- Plant-specific sizes
- No energy costs
- National technical approval for all sizes
- No permit according to the law on water required
- Low maintenance. Control once a week only
- Payback within a few months
- Compared with the previous models, the performance is higher by 90 to 125 %, depending on the size.

+ 1: DOUBLE EFFICIENCY COMPARED TO CARBON BASED SYSTEMS

+ 2: SIMPLE HANDLING THANKS TO CARTRIDGE TECHNOLOGY

+ 3: WORKS WITH A WIDE RANGE OF COMPRESSOR TYPES & OILS

+ 4: TYPE APPROVAL INCLUDING OR EXCLUDING THE SEPARATION OF FREE TRAMP OILS

+ 5: EASY RETROFITTING OF A HEATING SYSTEM AT ANY TIME



INNOVATIVE, EFFICIENT, RELIABLE

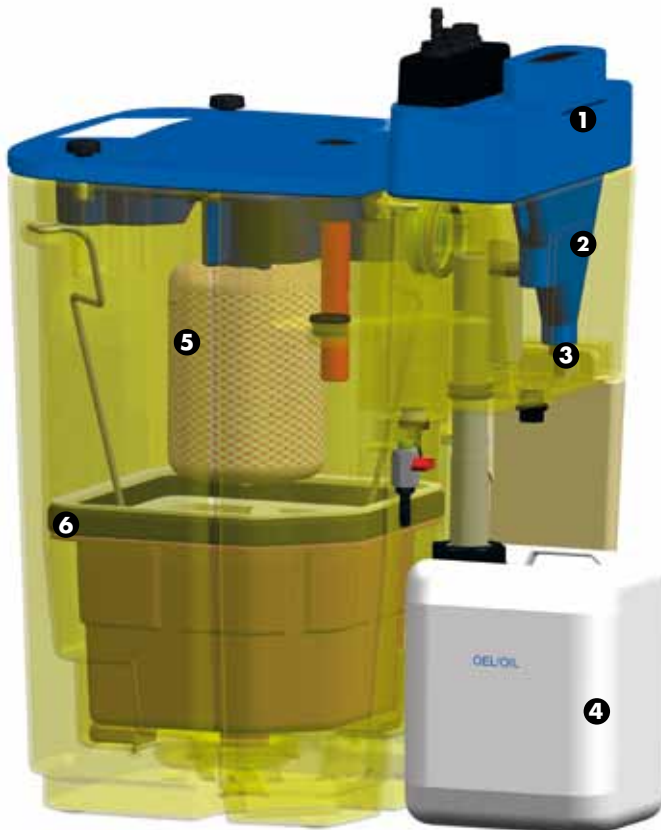
THE OPERATING PRINCIPLE: YOUR GUARANTEE FOR COST-EFFECTIVE CONDENSATE TREATMENT

The oil-contaminated condensate flows under pressure into the newly designed pressure relief chamber. **1** Here, the pressure is released without creating turbulence in the downstream **2** separation tank. Any entrained coarse dirt particles are held back in a **3** removable trap.

In the separation tank, the oil settles on the surface as a result of gravity separation. It then flows into the overflow-proof oil collector **4**.

The precleaned condensate flows into the filtration stage. The prefilter **5**, which is characterised by its ideal flow pattern from the inside to the outside, binds the remaining oil droplets. It also deals with any residual floating oil in the filter chamber.

The remaining oil particles are safely and reliably retained in the main filter cartridge **6**. The final result is purified water suitable for discharge directly into the sewer system. Thanks to the cartridge technology, filter replacement is both quick and clean.



The OEKOSORB® cartridge:
Take grip-straps ...

pull out the cartridge ...

and allow it to drain.





Special ÖWAMAT® version without separation of free tramp oils

ÖWAMAT® without separation of free tramp oils

Special version for condensates without free oils, as typical for certain OEM applications, e.g. in the case of polyglycol lubricated compressors. For dimensioning an ÖWAMAT® version without separation of free tramp oils we recommend obtaining advice either from specialists in the trade or from BEKO.

Variable connection in three directions



Approval including or excluding the separation of free tramp oil

For the new ÖWAMAT® generation, type approval is available for all models.

Also suitable for piston compressors

A type approval is also available for ÖWAMAT® devices for the processing of condensate from piston compressors.

Prefilter and OEKOSORB® cartridge



Operator-friendly cartridge technology

Enables quick and clean replacement.
Minimized waste and easy disposal.

Superior OEKOSORB® filter material

Greater efficiency thanks to improved material of prefilter and main filter. Superior to conventional activated carbon filters.

Extended maintenance intervals

Enable optimum synchronisation with compressor service contracts.

Simple to retrofit: heating system



Operationally reliable

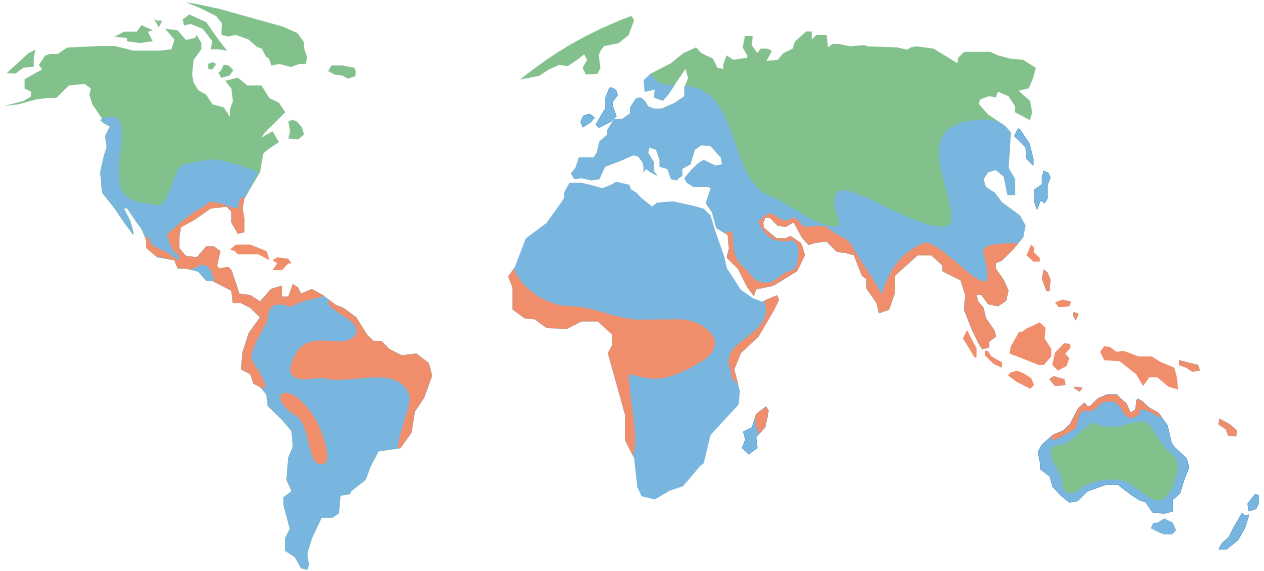
The newly designed pressure relief chamber with non-turbulent condensate conduction and the overflow-protected oil reciver constitute important factors in terms of operational reliability.

Optional heating system

Retrofitting of a heating system is possible during operation without emptying the separation tank (only ÖWAMAT® 11-16).

CAPACITY AND CLIMATE DATA

ÖWAMAT®



Our performance classification of BEKOMAT® and ÖWAMAT® units is based on performance tests and many years of experience in this field.

Taking account of the different climate zones across the globe enables better plant dimensioning.

For region-specific dimensioning of ÖWAMAT® oil/water separation systems see the three climate zones:

- e.g. Northern Europe, Canada, Northern USA, Central Asia
- e.g. Central and Southern Europe, Central America
- e.g. South-East Asian coastal regions, Oceania, Amazon and Congo region

For further details concerning climate zones contact our sales partners, subsidiaries, BEKO Germany or visit our website at www.beko.de.

	Installed compressor capacity (m ³ /min)							
	Screw compressors					Piston compressors		
	Turbine oil	VDL oil	VCL oil	Synthetic oil		VDL oil	Synthetic oil	
			PAO	Ester		PAO	Ester	
ÖWAMAT® 10	2.8	2.8	2.1	2.1	1.8	1.9	1.6	1.8
	2.4	2.4	1.9	1.9	1.6	1.7	1.4	1.6
	2.1	2.1	1.6	1.6	1.4	1.5	1.2	1.4
ÖWAMAT® 11	5.5	5.5	4.2	4.2	3.6	3.8	3.2	3.7
	4.9	4.9	3.8	3.8	3.2	3.4	2.8	3.2
	4.2	4.2	3.2	3.2	2.8	2.9	2.4	2.8
ÖWAMAT® 12	8.5	8.5	6.5	6.5	5.5	5.9	4.9	5.6
	7.3	7.3	5.6	5.6	4.8	5.1	4.2	4.9
	6.2	6.2	4.8	4.8	4.0	4.3	3.6	4.1
ÖWAMAT® 14	16.9	16.9	13.0	13.0	11.1	11.7	9.8	11.2
	14.6	14.6	11.3	11.3	9.6	10.1	8.4	9.7
	12.5	12.5	9.6	9.6	8.2	8.7	7.2	8.3
ÖWAMAT® 15	33.6	33.6	25.9	25.9	22.0	23.3	19.4	22.3
	29.3	29.3	22.5	22.5	19.1	20.3	16.9	19.4
	24.9	24.9	19.1	19.1	16.3	17.2	14.3	16.5
ÖWAMAT® 16	67.3	67.3	51.8	51.8	44.0	46.6	38.8	44.6
	58.5	58.5	45.0	45.0	38.3	40.5	33.8	38.8
	49.7	49.7	38.3	38.3	32.5	34.4	28.7	33.0

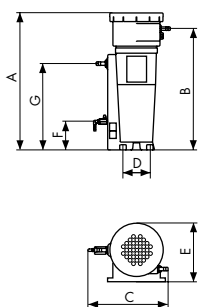
Synthetic oil	Possible performance deviation
PAO	+/- 20%
Ester	+/- 40%

TECHNICAL DATA

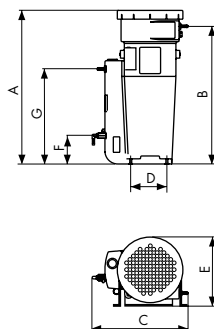
ÖWAMAT®

	ÖWAMAT® 10	ÖWAMAT® 11	ÖWAMAT® 12	ÖWAMAT® 14	ÖWAMAT® 15	ÖWAMAT® 16
Container volume	10 l	18.6 l	30.6 l	61.3 l	115.5 l	228.4 l
Filling volume with preseparator	-	-	22.7 l	46.3 l	84.3 l	158.8 l
Filling volume without preseparator	4.3 l	11.7 l	20.3 l	41.5 l	72.5 l	137.2 l
Condensate inlet (hose)	2 x G ¹ / ₂ (di = 10 mm)	2 x G ¹ / ₂ (di = 10 mm)	3 x G ¹ / ₂ (di = 10 mm) 1 x G1 (di = 25 mm)	3 x G ¹ / ₂ (di = 10 mm) 1 x G1 (di = 25 mm)	3 x G ¹ / ₂ (di = 13 mm) 1 x G1 (di = 25 mm)	3 x G ¹ / ₂ (di = 13 mm) 1 x G1 (di = 25 mm)
Water outlet (hose)	G ¹ / ₂ (di = 10 mm)	G ¹ / ₂ (di = 10 mm)	G ¹ / ₂ (di = 13 mm)	G1 (di = 25 mm)	G1 (di = 25 mm)	G1 (di = 25 mm)
Oil outlet	-	-	DN 25	DN 25	DN 40	DN 40
Oil collector	-	-	2 x 5 l	2 x 5 l	2 x 10 l	2 x 20 l
Weight empty with preseparator	-	-	13.5 kg	18.5 kg	36.5 kg	53 kg
Weight empty without preseparator	3.5 kg	5.75 kg	12 kg	16 kg	32 kg	42 kg
Min./max. temp.	+5 bis +60 °C	+5 bis +60 °C	+5 bis +60 °C	+5 bis +60 °C	+5 bis +60 °C	+5 bis +60 °C
Max. operating pressure at inlet	16 bar	16 bar	16 bar	16 bar	16 bar	16 bar
Prefilter	2.5 l	4.7 l	2.5 l	6.7 l	18.5 l	37.2 l
Mainfilter	2.6 l	4.8 l	5.9 l	11.0 l	20.4 l	40.3 l

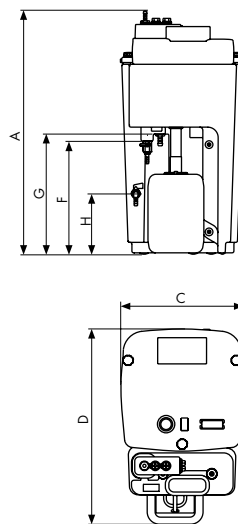
ÖWAMAT® 10



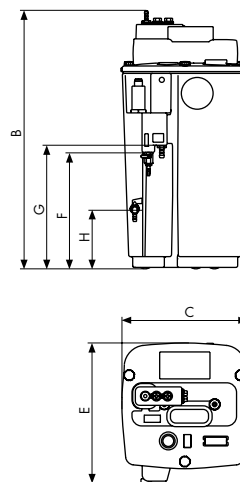
ÖWAMAT® 11



ÖWAMAT® 12-16 with preseparator



ÖWAMAT® 12-16 without preseparator



	ÖWAMAT® 10	ÖWAMAT® 11	ÖWAMAT® 12	ÖWAMAT® 14	ÖWAMAT® 15	ÖWAMAT® 16
A	528 mm	595 mm	698 mm	867 mm	1088 mm	1158 mm
B	464 mm	534 mm	719 mm	892 mm	1118 mm	1193 mm
C	290 mm	387 mm	350 mm	410 mm	520 mm	650 mm
D	□ 100 mm	□ 140 mm	544 mm	594 mm	764 mm	939 mm
E	222 mm	260 mm	397 mm	461 mm	573 mm	702 mm
F	110 mm	110 mm	320 mm	420 mm	505 mm	535 mm
G	330 mm	368 mm	340 mm	460 mm	550 mm	580 mm
H	-	-	200 mm	240 mm	270 mm	200 mm

BEKO

HIGH-QUALITY COMPRESSED AIR

BEKOMAT®

The convincing concept for condensate discharge

ÖWAMAT®

Clean and safe oil/water separation

BEKOSPLIT®

Splitting plants for the reliable, economic and environmentally friendly treatment of oil-water emulsions

CLEARPOINT®

Flow-optimised, reliable filters and water separators for compressed air and industrial gases

DRYPOINT®

Refrigeration dryers, adsorption dryers, membrane dryers

EVERDRY®

Compressed air drying for large volume flows

BEKOKAT®

Catalytic compressed-air processing for reliable oil-free compressed air.

BEKOBLIZZ®

Optimised cooling processes using deep-cooled, dry compressed air

METPOINT®

For the monitoring, control and optimisation of the compressed-air system

BEKOFLOW®

Innovative, cost-reducing compressed air pipe system



BEKO TECHNOLOGIES LTD.

2 West Court, Buntsford Park Road
Bromsgrove Worcestershire B60 3 DX
www.bekotechnologies.com

Phone +44 1527 575778
Fax +44 1527 575779
info.uk@beko.de

Certificate for
BEKO TECHNOLOGIES
GmbH, Neuss (Germany)



Subject to technical changes without prior notice; the information provided does not represent characteristics of state within the meaning of the German Civil Code (BGB).

© Registered Trademarks by BEKO TECHNOLOGIES GmbH, Neuss

XP KT00 40 UK
Edition 2009-10