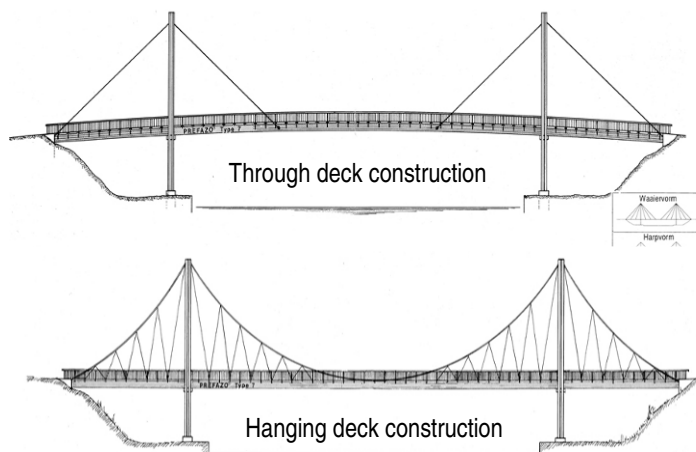


BRIDGES ♦ BOARDWALKS ♦ JETTIES



Total support from concept to installation
 Designs and options to blend in with the environment
 Constructed with natural hardwood



TYPE 7 CABLE STAY BRIDGE

For spans up to 80 metres between towers
 Low profile deck structure to minimise visual impact
 Can be designed flat or bowed
 May be designed to accommodate pedestrian and equestrian loadings

OPTIONS INCLUDE

Choice of parapets
 Grooved slip resistant decking with optional anti-slip resin bonded aggregate inserts or surface coating
 Design can incorporate other architectural materials to influence the aesthetic appearance

THE BENEFITS OF HARDWOOD

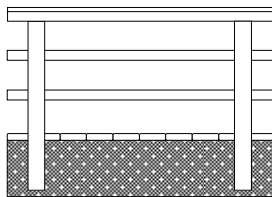
No preservative treatment required
 Minimal maintenance
 Excellent vandal resistance & fire retardant characteristics

Parapets

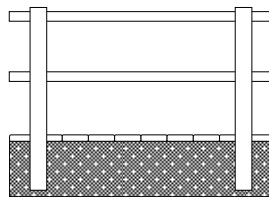
STYLES & OPTIONS

The parapet plays an important part in the aesthetic value of the bridge. Depending on the situation and purpose, a choice is made for either horizontal or vertical parapets. SHS offers a range of standard hardwood parapets and also welcomes the opportunity to quote for the design and supply of bespoke parapets in both hardwood and metal.

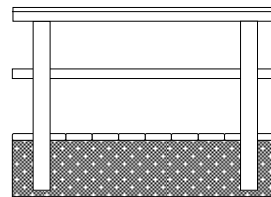
SHS STANDARD HARDWOOD PARAPETS



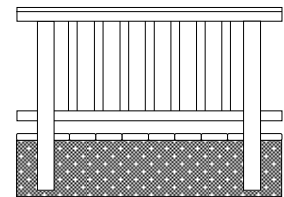
Type A parapet
Handrail + 2 intermediate rails



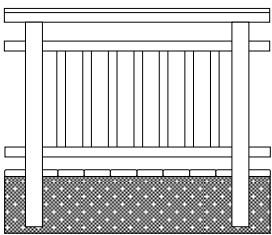
Type B parapet
2 x intermediate rails



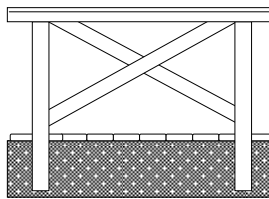
Type C parapet
Handrail + 1 intermediate rail



Type E parapet
Handrail + vertical infill rails



Type EE parapet
Elevated handrail + vertical infill rails



Type G parapet
Handrail + cross rails

TYPICAL HARDWOOD SECTION SIZES

- Posts 95 x 95 mm
- Hand rail 95 x 145 mm
- Intermediate rails 40 x 115 mm
- Vertical infill rails 40 x 40 mm

TYPICAL PARAPET HEIGHTS

- Pedestrian 1.15 m
- Cycleway 1.40 m
- Equestrian 1.80 m

Anti-slip decking

ANTI-SLIP OPTIONS

Walking surfaces are usually formed from timber decking, which has a grooved slip resistant finish. This resistance can be enhanced by introducing either our factory fitted anti-slip GL Insert or our factory applied anti-slip GL Coating, to the deck surface.

Anti-slip GL options are constructed from particles of aggregates embedded within a modified resin compound. When the compound is cured the resultant finish is a very hard wearing surface with high slip resistant characteristics, suitable for timber decks used in a multitude of locations.

Whichever option you choose, be it the GL Inserts or the GL Coating the resultant finish is an effective, hard wearing surface that compliments the aesthetic appearance of the timber and is the ideal solution for anti-slip safety on an SHS bridge, boardwalk or jetty.

TYPICAL DECK FIXING

40 mm thick decking

- 8 mm Ø x 90 mm long screws
- 8 mm Ø x 90 mm long dowels

28 mm thick decking

- 5 mm Ø x 60 mm long screws

